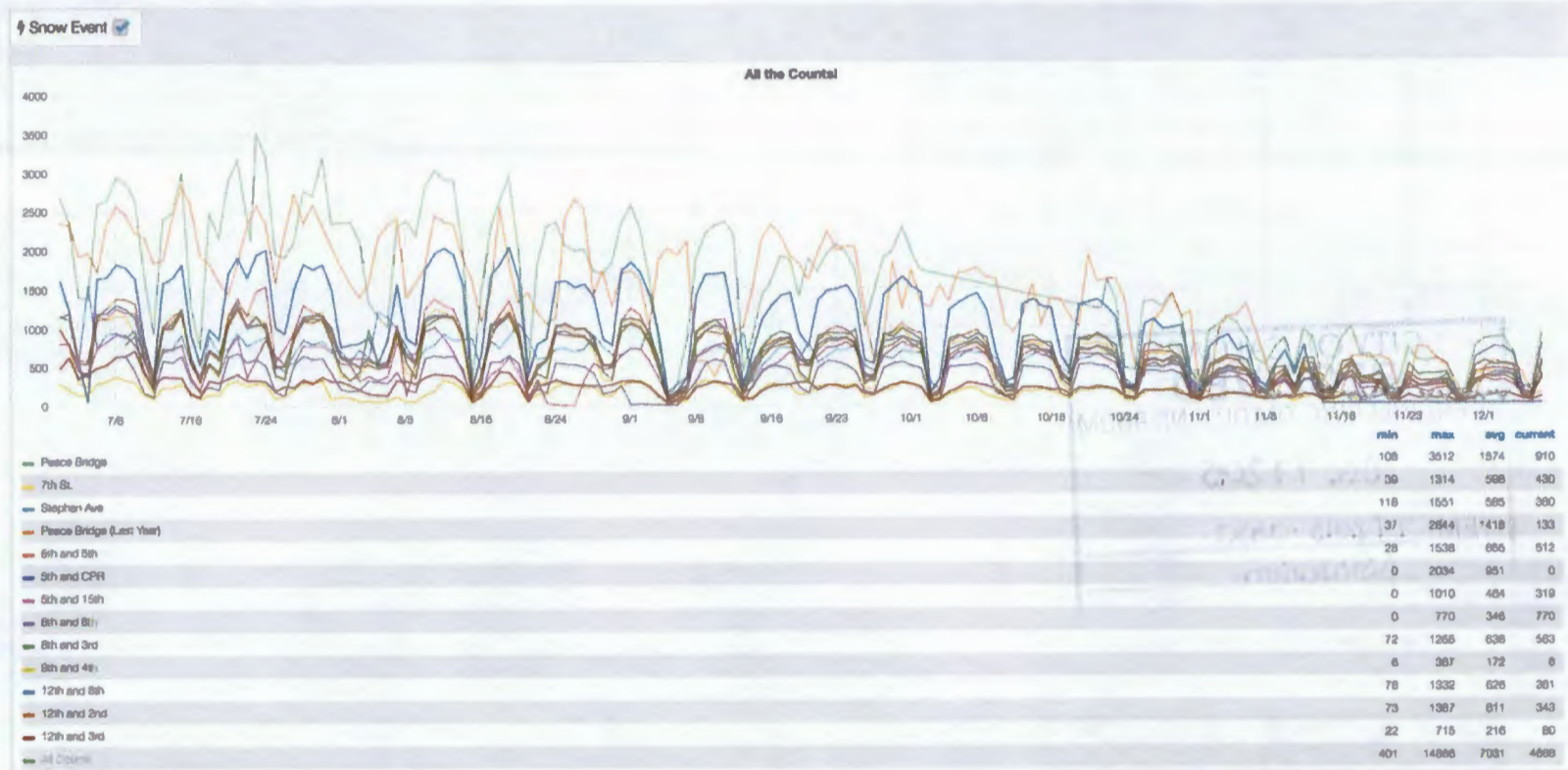


CITY OF CALGARY
RECEIVED
IN ENGINEERING TRADITIONS ROOM
DEC 11 2015
ITEM: TT2015-0850
Distribution

[illegible][illegible]

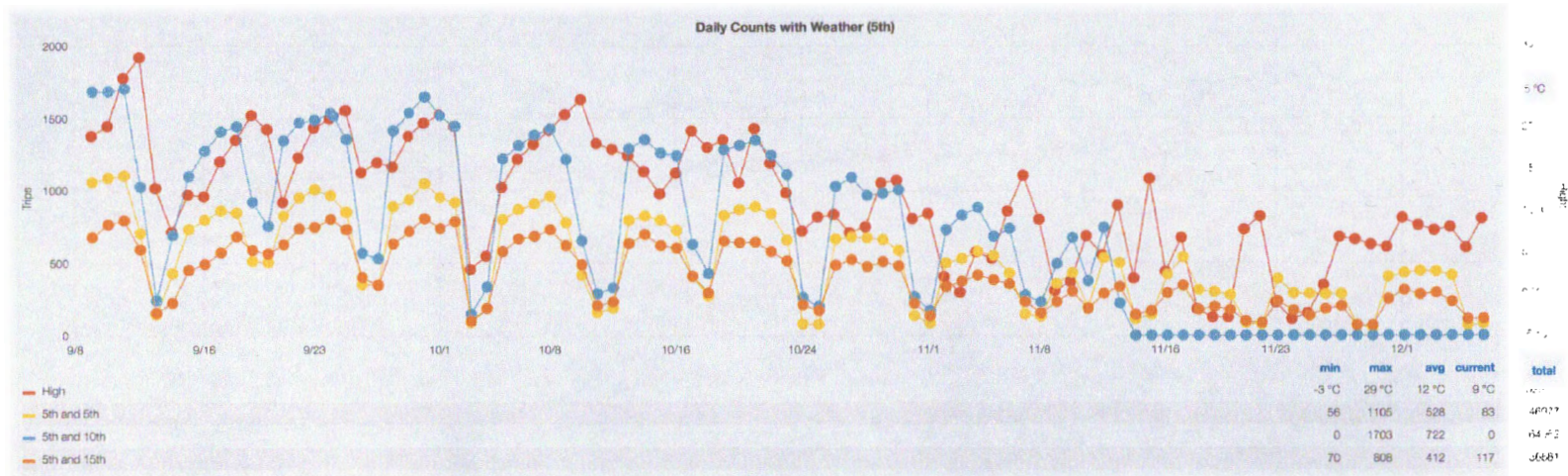
<https://doi.org/10.1016/j.jmb.2018.05.005>



Compare Routes

<https://calgary.bike/grafana/dashboard/db/all-the-counts>

<https://calgary.bike/grafana/dashboard/db/all-the-counts?from=1435730400000&to=1449516993270&theme=light> - Totals turned off



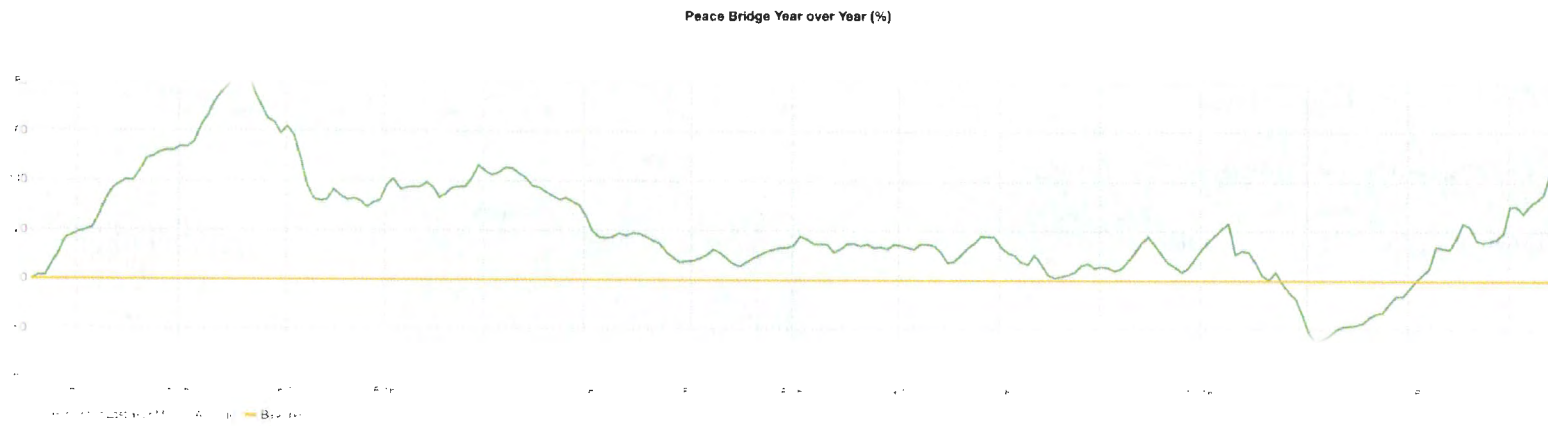
Add Weather

<https://calgary.bike/grafana/dashboard/db/counts-and-weather>
<https://calgary.bike/grafana/dashboard/db/all-the-counts?from=1435730400000&to=1449516993270&theme=light>



Moving Averages

<https://calgary.bike/grafana/dashboard/db/trending-averages-since-pilot-start>
<https://calgary.bike/grafana/dashboard/db/trending-averages-since-pilot-start?from=1435644000000&to=1449517130648&theme=light>



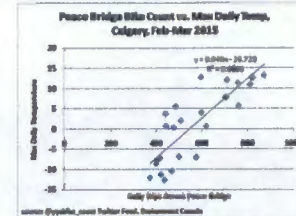
Year over Year (Peace Bridge)

<https://calgary.bike/grafana/dashboard/db/year-over-year>
<https://calgary.bike/grafana/dashboard/db/year-over-year?from=1429855200000&to=1449522194741&theme=light>

Why bother?


- Curiosity
- "Nobody bikes" isn't true
- Better conversations when based on reality
- The plural of anecdote is not data

Comparing Peace Bridge bike counts to weather: a 1° rise in daily temp leads to 27 more trips on the bridge. #yycbike




17:28:00 - 13 Mar 2015

New 2015 #yycbike records on Peace Bridge with warmest weather of year. Relationship gets stronger with a log curve.



Looks like 28° is perfect weather to bike the Peace Bridge - only daily temp to average >8000 trips. #yycbike #yyccc



2:26:10 - 4 Sep 2015

Caveats

- Counters count usage and not people
- Lack of context in a count
- Counts are only one part of the evaluation criteria
- Started at the height of the year

Conclusion

- Thanks for the data and openness
- <3 using the infrastructure
- <https://calgary.bike/Dec11Pres.pdf>