

C2026: EMBARGOED

CALGARY 2026

OLYMPIC AND PARALYMPIC
WINTER GAMES
DRAFT
**HOSTING PLAN
CONCEPT**

CITY OF CALGARY
RECEIVED
IN COUNCIL CHAMBER

SEP 11 2018

11.2.1
ITEM:

C2018-1045


Distribution


CITY CLERK'S DEPARTMENT

AGENDA


- A. APPROACH
- B. GAMES CONCEPT
- C. GAMES BUDGET
- D. SOCIO-ECONOMIC IMPACT & PRELIMINARY ROI

KEY DATES





**The Games as catalyst to accomplish major goals
for the city, region and country**



C2026: EMBARGOED
VALUES

Better Together

Being Well

Respecting the Land

Dreaming Big

Staying True



C2026: EMBARGOED

GOAL / VALUE	ALIGNMENT W/ COUNCIL PRIORITIES
Better Together	Prosperous City Safe & Inspiring Neighborhoods Healthy & Green City Well Run City
Being Well	Prosperous City Safe & Inspiring Neighbourhoods Healthy & Green City Well Run City
Respecting the Land	Safe & Inspiring City A City that Moves Healthy & Green City Well Run City
Dreaming Big	Prosperous City Safe & Inspiring Neighbourhoods Healthy & Green City Well Run City
Staying True	Prosperous City Safe & Inspiring Neighborhoods Healthy & Green City Well Run City

C2026: EMBARGOED

B

GAMES CONCEPT

Games Key Dates:

IBC/MPC Open
January 26, 2026

Olympic Villages Open
(8 days prior):
January 28, 2026

Olympic Games:
February 5-22, 2026

Olympic Villages Close
(3 days post):
February 25, 2026


IBC remains open
MPC closes

Paralympic Villages Open
(7 days prior):
February 28, 2026

Paralympic Games:
March 6-15, 2026

Paralympic Villages Close
(3 days post):
March 18, 2026

C2026: EMBARGOED



Games by the Numbers

Olympic Games



- 15 sports
- 5,816 athletes & team officials
- 91 nations
- 18,000 volunteers
- 8,000 broadcasters
- 2,800 press

Paralympic Games



- 7 sports
- 1,650 athletes & team officials
- 400 wheelchair users
- 49 nations
- 6,500 volunteers
- 2,000 broadcasters
- 550 press

C2026: EMBARGOED



OLYMPIC GAMES



Mountain Olympics



Calgary
Driving time from Calgary:
1 hour and 20 minutes

Canmore

Canmore Nordic Centre

Mountain Venues

Nakiska


Calgary
Driving time from Calgary:
1 hour and 13 minutes

Kananaskis Village

Mountain Venues

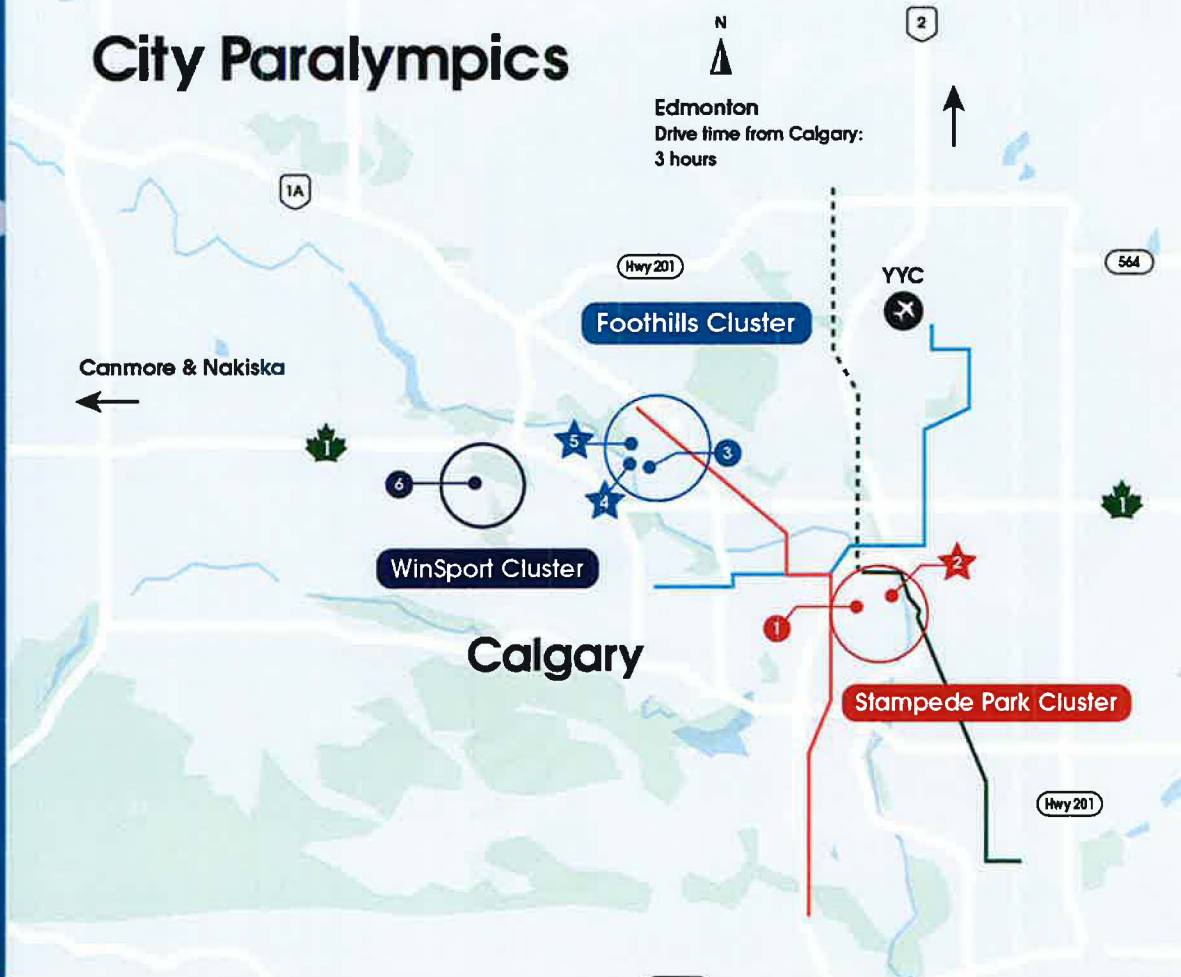
- 15 Nakiska Ski Area - Alpine Technical Parallel Giant Slalom, Alpine Speed and Snowboard Cross / Ski Cross
- 16 Pomeroy Lodge Athletes' Village
- 17 Canmore Athletes' Village
- 18 Canmore Nordic Centre - Biathlon and Cross Country
- 19 Whistler Olympic Park

C2026: EMBARGOED



PARALYMPIC GAMES

City Paralympics



C2026: EMBARGOED

Stampede Park Cluster

- 1 BMO Centre - IBC
- 2 Athletes' Village

Foothills Cluster

- 3 McMahon Stadium - Opening & Closing Ceremonies
- 4 Multi-Sport Complex (Fieldhouse) - Wheelchair Curling
- 5 Community Arena (Mid-Size Arena) - Para Ice Hockey

WinSport Cluster

- 6 WinSport—Sliding Centre - Para Bobsleigh


Transportation

- ✈ International Airport
- Highway
- Future LRT Green Line
- LRT Green Line Completed by 2026
- LRT Blue Line
- LRT Red Line



Mountain Venues

- 7 Nakiska Ski Area - Para Alpine Skiing & Para Snowboarding
- 8 Canmore Nordic Centre - Para Biathlon and Para Cross Country
- 9 Mountain Athletes' Village
- 10 Medal Ceremonies



CULTURE AND EDUCATION

Opportunity for all of us to see ourselves in the Games

Across the nation:

- Cultural programs
- Education
- Partnerships with community and governments

Building on success:

- 1988: Olympic Arts Festival – 1.25 M people
- 2010: 4-year Cultural Olympiad – 5.8 M people
- 2026: We can build on this

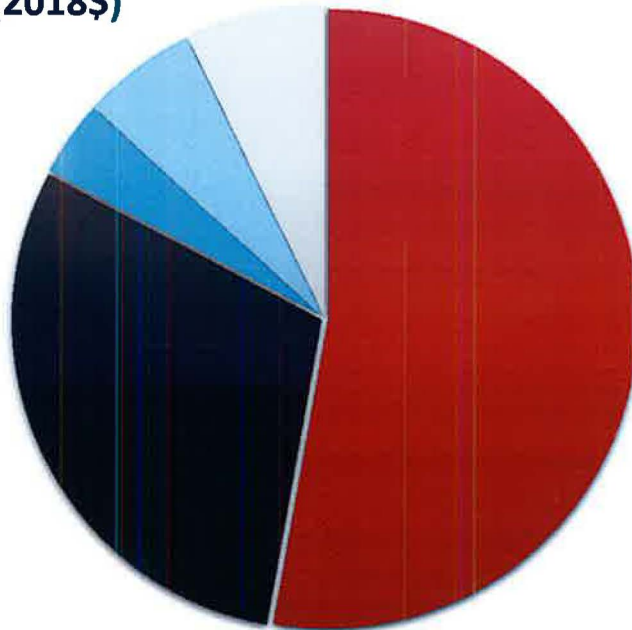
C2026: EMBARGOED



GAMES BUDGET

WHAT IS THE TOTAL PUBLIC INVESTMENT?

**\$3.0
billion
(2018\$)**



■ Urban Development	\$1.6 billion
■ Essential Services & Security	\$910 million (estimate)
■ Unrestricted Games Contingency	\$120 million
■ Legacy Fund	\$180 million
■ Paralympic Contribution	\$220 million

WHAT DOES THE INVESTMENT GIVE US?

Venues, Housing and Legacy Fund

1. Renewal of 8 city venues and 3 mountain venues
2. Two new venues
3. Inclusive housing in Calgary and Canmore
 - Affordable and attainable
 - Accessible
 - Subsidized seniors
 - Urban Indigenous peoples' housing
 - Athletes & coaches
4. Legacy fund

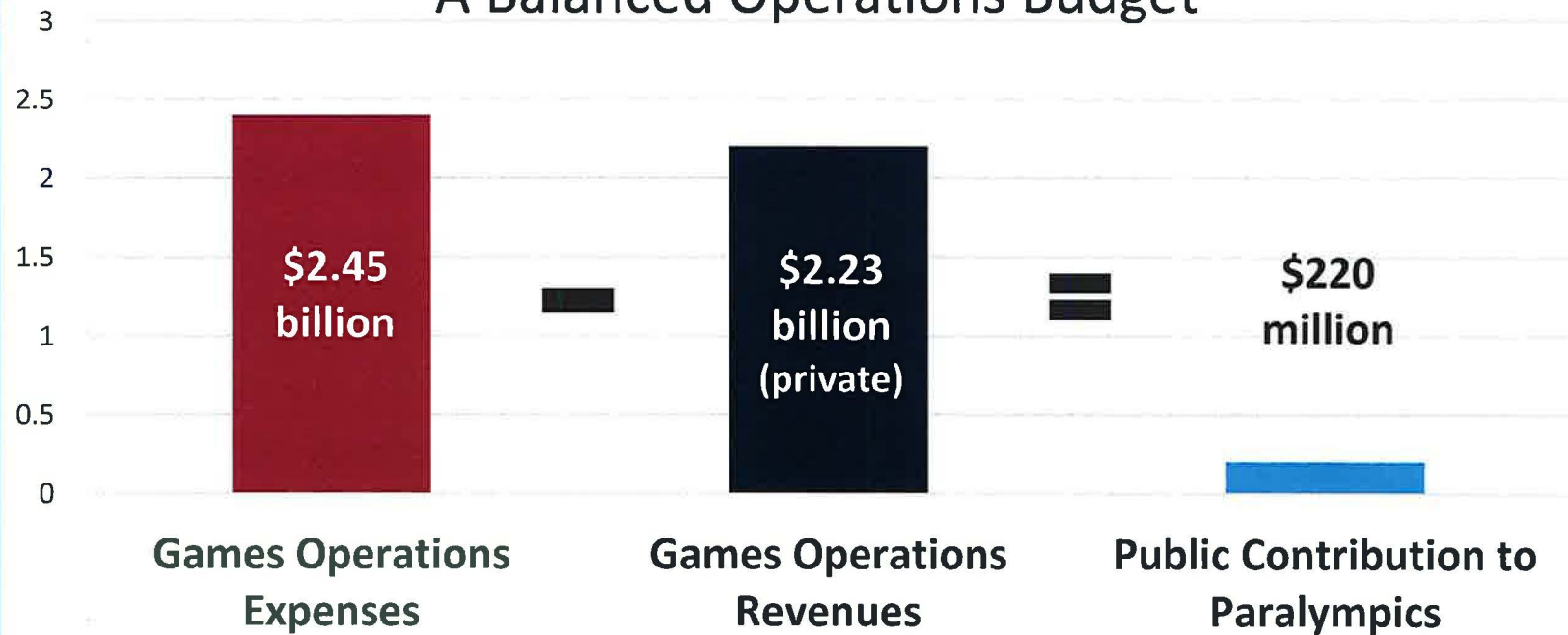
WHAT DOES THE INVESTMENT GIVE US?

Social Programming

- Inclusion and accessibility
- Healthy and active living
- Environmental stewardship
- Economic opportunity & cultural enrichment
- Values-based sport, transparency

HOW MUCH FOR GAMES OPERATIONS?

A Balanced Operations Budget



POTENTIAL BUDGET VARIANCE

Opportunities

- Approach to contingencies
- Risk transfer through insurance
- Security & essential service savings
- Curling may not require capital
- Renewal of venues allows flexibility in design

Risks

- Domestic sponsorship
 - 18% increase from 2010 Games
- Global risk
 - Economy
 - NAFTA
 - Social
 - Security

CONTINGENCY

CONTINGENCY SUMMARY	C \$ Millions *
Capital contingencies	
Renewed venues	\$170
New venues	\$155
Housing	\$316
Operating contingencies	
Domestic sponsorship revenue	\$124
Expenses	\$246
Unrestricted Games contingency	\$120
TOTAL GAMES CONTINGENCIES	\$1,131

* Maximum contingency based on “as spent” dollars from 2019-2026

© 2026: EMBARGOED

D

SOCIO-ECONOMIC IMPACT AND ROI

SOCIO-ECONOMIC IMPACTS

Economic

Primary

- Leveraged revenues and investment
- Jobs creation/wages
- GDP increase from the Games
- Taxes
- Legacy infrastructure

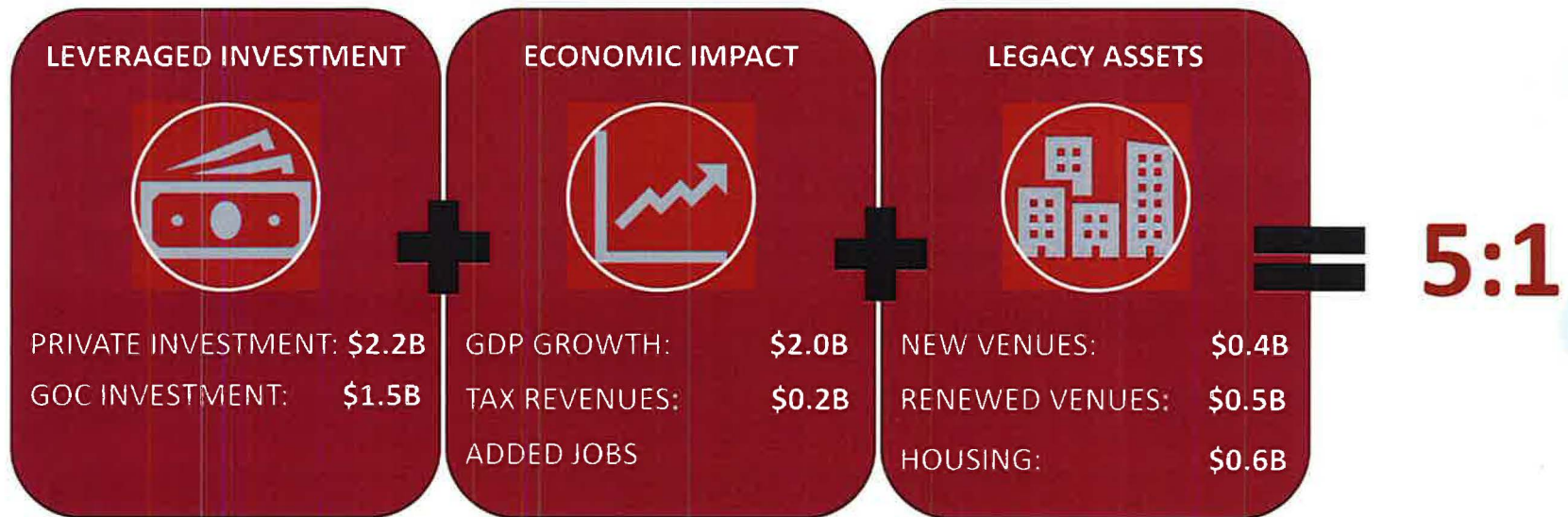
Secondary

- Future tourism & culture
- Pre- & post-Games trade & investment
- Future venues & facilities hosting

Social

- City reputation/brand equity
- Nation-building
- Reconciliation with Indigenous peoples
- Inclusion and accessibility
- Skill development
- Volunteerism & civic pride
- Environmental
- Active living

WHAT IS THE RETURN ON INVESTMENT TO ALBERTA GOVERNMENTS? (2018\$)



Assessment above is preliminary. The economic impact study will be released at a later date.



Together,
we will shape the games



APPENDIX

PRIVATE AND PUBLIC INVESTMENT IN OPERATIONS

OLYMPIC GAMES	C \$ 2018 IN MILLIONS	C \$ 2026 IN MILLIONS
IOC Contribution (broadcast & TOP sponsors)	751	835
Other revenues (dom. sponsors, tktg, merch...)	1,404	1,582
Revenue	2,155	2,417
Expenses	2,155	2,417
Net Profit/Loss	(0)	(0)

PARALYMPIC GAMES	C \$ 2018 IN MILLIONS	C \$ 2026 IN MILLIONS
IOC Contribution (TOP sponsors)	12	13
Other revenues (dom. sponsors, tktg, merch...)	66	74
Government Contributions to Paralympic Games	218	245
Revenue	296	332
Expenses	296	332
Net Profit/Loss	(0)	(0)

PUBLIC INVESTMENT IN LEGACY

URBAN DEVELOPMENT	C \$ 2018 IN MILLIONS	C \$ 2026 IN MILLIONS
New venues (including project contingencies)	403	478
Renewed venues (including project contingencies)	502	584
Housing (including project contingencies)	583	748
Unrestricted program contingency (\$50M venues/40M housing)	90	113
Program management fee	4	5
Subtotal: Urban Development (Venues and Housing)	1,582	1,928
LEGACY FUND	C \$ 2018 IN MILLIONS	C \$ 2026 IN MILLIONS
Legacy facility operations and programming	180	180
Unrestricted contingency	120	120
Urban Development and Legacy Fund	1,882	2,229

PUBLIC INVESTMENT IN OPERATIONS

ESSENTIAL SERVICES + SECURITY	C \$ 2018 IN MILLIONS	C \$ 2026 IN MILLIONS
GoC, GoA, Calgary, Canmore	300*	337*
Security	610*	685*
PARALYMPIC CONTRIBUTION	C \$ 2018 IN MILLIONS	C \$ 2026 IN MILLIONS
Paralympic contribution	218	245
Subtotal: Public Investment in Operations	1,128*	1,267*

PUBLIC INVESTMENT TOTAL

Plus subtotal: Urban Development and Legacy	1,882	2,228
TOTAL: Public Investment	3,010*	3,495*

*high end estimate for security and essential services