



Playground Sites Levels of Service

IP2026-0034

2026 April 15

That the Infrastructure and Planning Committee recommend that Council:

1. Direct Administration to implement the Option 4 service level for the maintenance and renewal for all of Calgary's current playground sites;
2. Direct Administration to consider the required operating and capital investments needed to enable the Council directed level of service for playground sites in the prioritization of investments for the 2027-2030 Service Plans and Budgets; and
3. Direct Administration to return no later than Q2 of 2027 with a Playground Site Implementation Plan for the approved level of service (2027-2030 Service Plans and Budgets).

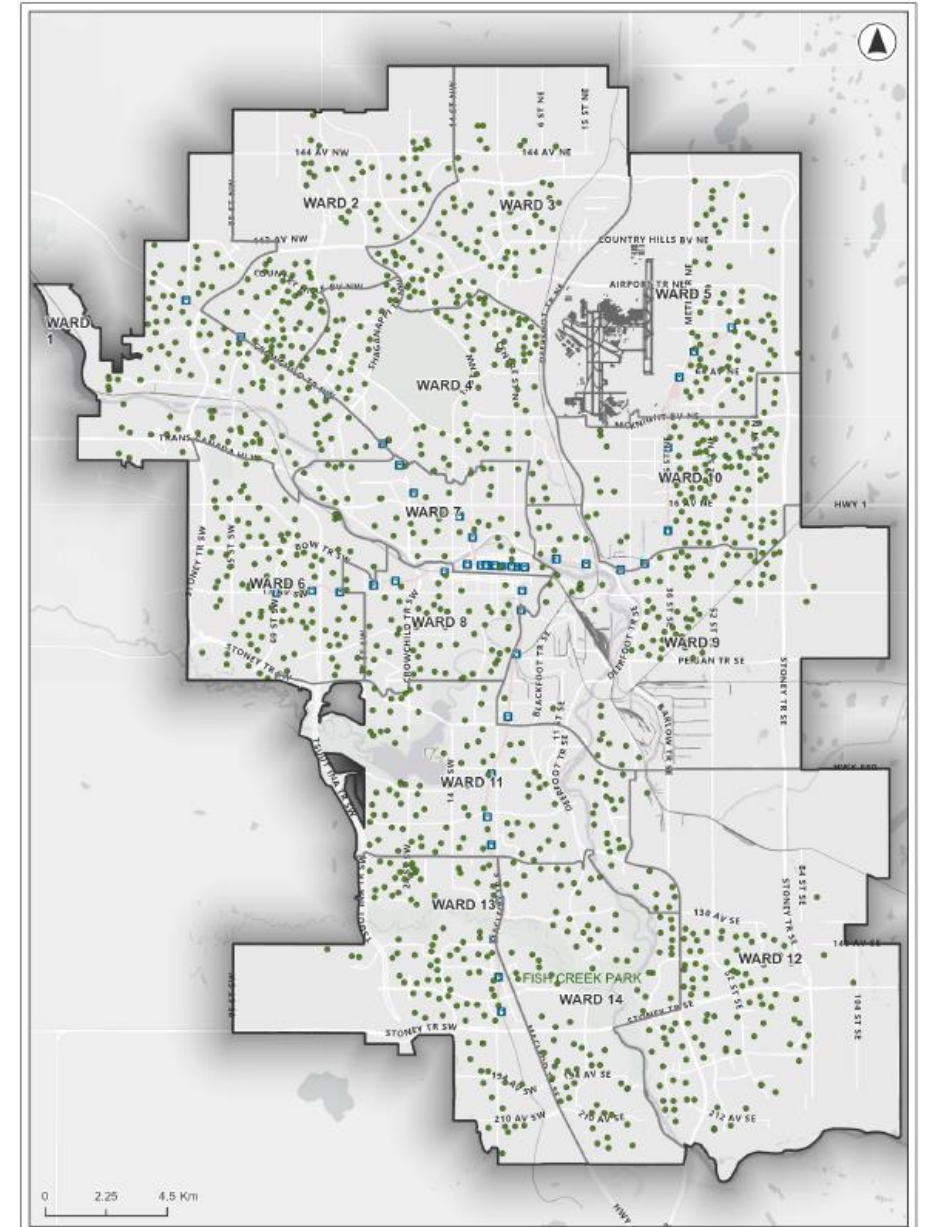


Calgary's parks in 2026

calgary.ca/parks



- 1,172 Sites citywide
- 25% Growth in 10 years
- 5 Playgrounds per 1,000 Children
- 1% Failure



Current funding maintains playgrounds – it does not keep pace with renewal needs



Capital

- \$1.2 Annually
- 7-10 Annual Renewals
- Supports 200 sites

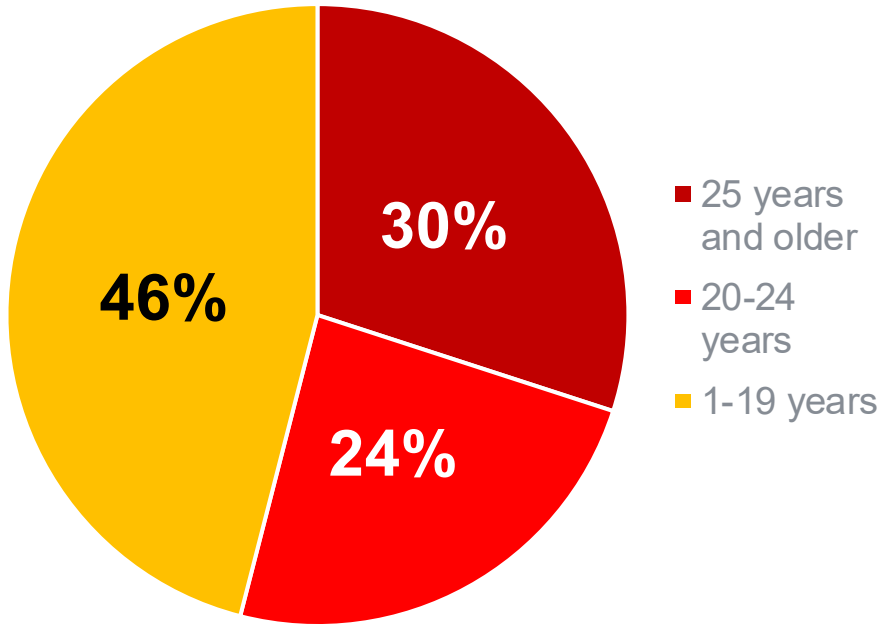


Operating

- \$700K Annually
- Inspections
- Small repairs

AGE

Current Age of Playgrounds



Designed Lifespan: ~ 25 years

20 years or older: 54%

ASSET CONDITION RATING

**Very Good
(ACR 1)**



**Good
(ACR 2)**



**Fair
(ACR 3)**



Public Satisfaction: safe, functional, well-maintained

**Poor
(ACR 4)**



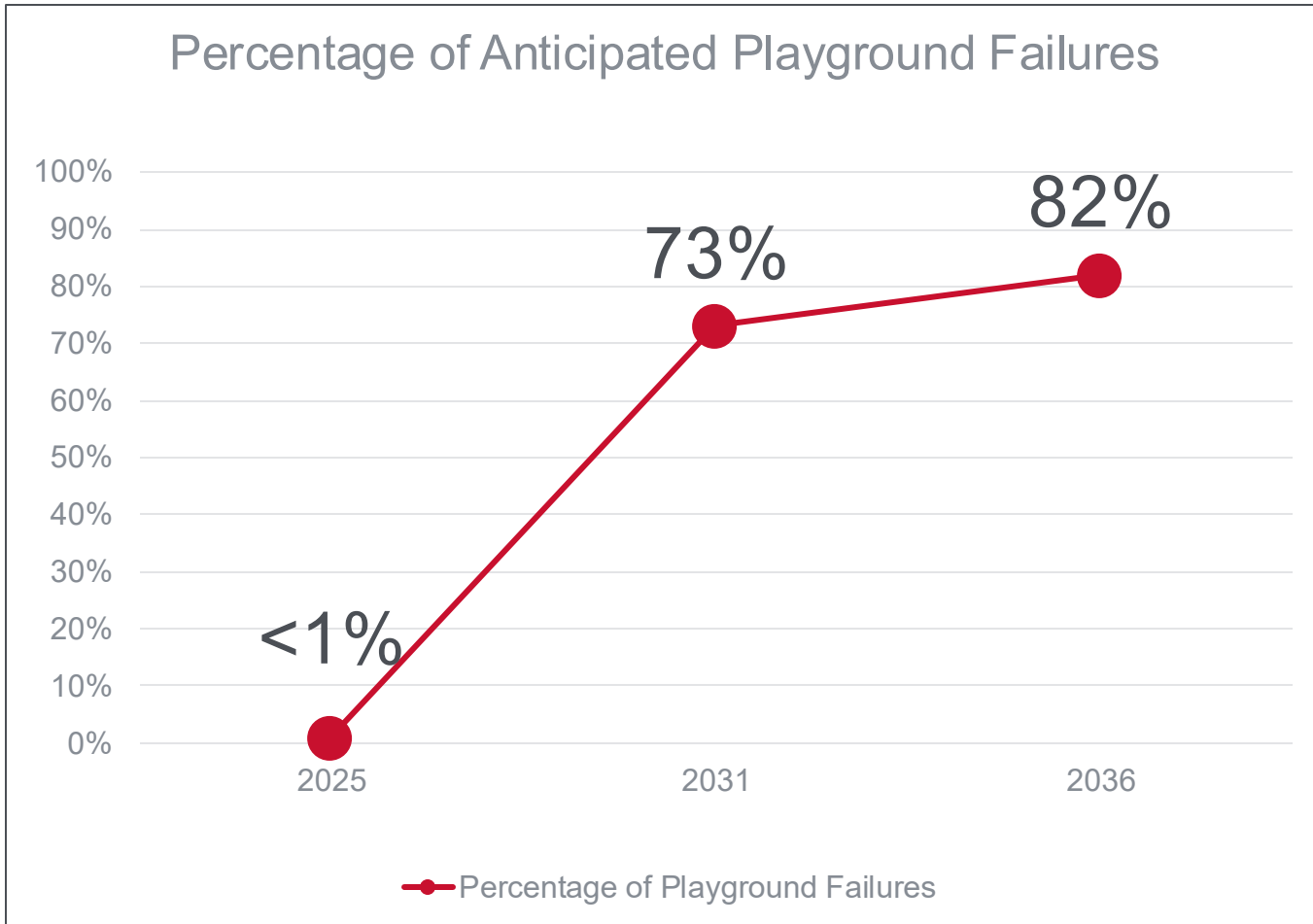
**Very Poor
(ACR 5)**



Public Dissatisfaction



Without increased renewal investment, playground failures rise rapidly over time.



Renew



Reimagine



* Both options support safety, access, and long-term service quality



Guided by community input

Informed by demographics and accessibility

Supported by GIS and system data

Focused on long-term service quality, rather than short-term fixes.



Playground Site Service Level



Retain base funding
Allow service levels to decline

Optimize to preserve
quality

Increase investment
Retain current service level
(all playground sites)



Achieving Recommended Level of Service

	OPTION 1 Base Funding 18% of Playground Sites Retained	OPTION 2 60% of Playground Sites Retained	OPTION 3 80% of Playground Sites Retained	OPTION 4 Current Service Level 100% of Playground Sites Retained
PLAYGROUND SITES	212	717	952	1172
PERMANENT PLAYGROUND REMOVAL	960	455	220	0
ANNUAL OPERATIONS INVESTMENT	\$700,000	\$1.5 million	\$1.5 million	\$1.5 million
ANNUAL CAPITAL INVESTMENT	\$5.8 million	\$11 million	\$14.5 million	\$19 million
10-YEAR CAPITAL INVESTMENT REQUIRED	\$58M	\$110M	\$145.5M	\$190.5M

ADMINISTRATION'S RECOMMENDATION

*Note: Table does NOT account for New Developer Playgrounds (2026-2036)

That the Infrastructure and Planning Committee recommend that Council:

1. Direct Administration to implement the Option 4 service level for the maintenance and renewal for all of Calgary's current playground sites;
2. Direct Administration to consider the required operating and capital investments needed to enable the Council directed level of service for playground sites in the prioritization of investments for the 2027-2030 Service Plans and Budgets; and
3. Direct Administration to return no later than Q2 of 2027 with a Playground Site Implementation Plan for the approved level of service (2027-2030 Service Plans and Budgets).