



City Administration and Calgary Police Service

Budgeted FTEs

September 30, 2018 – December 31, 2024

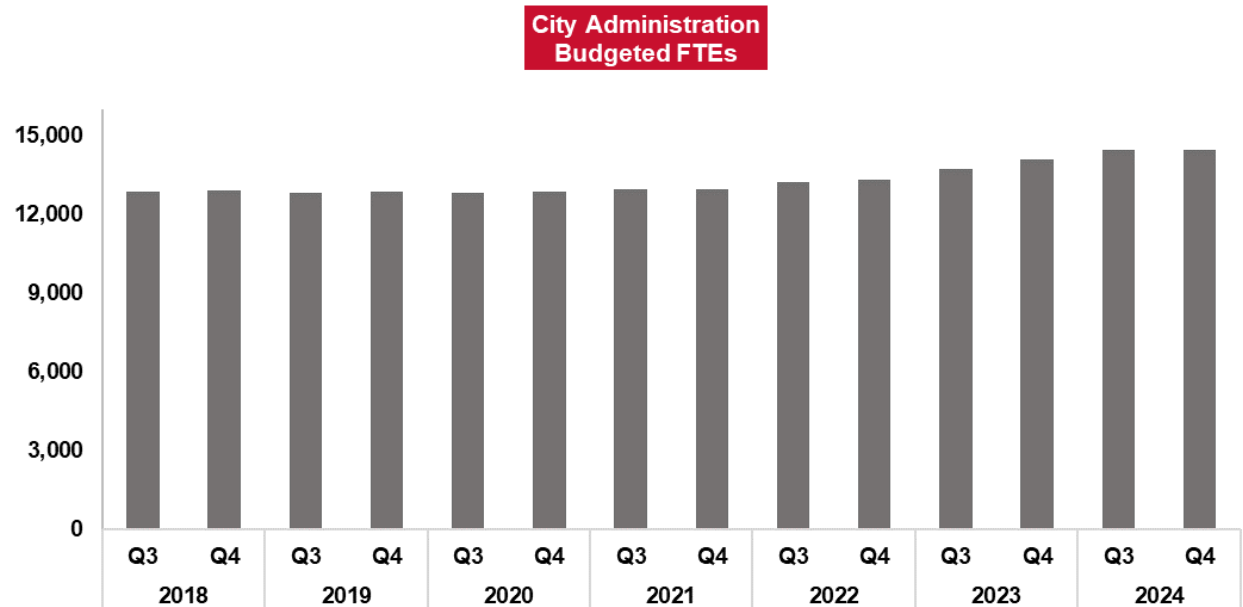
This document outlines the number of approved, budgeted full-time equivalents (FTEs) in City Administration and Calgary Police Service, for the end of the third and fourth quarters (September 30th and December 31st). An FTE is a full-time position (35 to 40 hours per week) or a combination of positions (in whole or in part) that provides the same number of work hours as a full-time position. FTEs provide a standardized comparison over time.

As of December 31, 2024, City Administration’s budgeted FTEs increased by three per cent from December 31, 2023.

Calgary Police Service budgeted FTEs have also been increasing year-over-year from 2021, just to a lesser extent with percentage increases being smaller. For instance, the December 31, 2024 budgeted FTEs only increased by one per cent from the previous year.

City Administration

Date	Budgeted FTEs
September 30, 2018	12,876.2
December 31, 2018	12,883.6
September 30, 2019	12,829.1
December 31, 2019	12,839.6
September 30, 2020	12,832.1
December 31, 2020	12,842.1
September 30, 2021	12,946.1
December 31, 2021	12,950.1
September 30, 2022	13,235.1
December 31, 2022	13,295.1
September 30, 2023	13,697.1
December 31, 2023	14,102.7
September 30, 2024	14,460.6
December 31, 2024	14,460.6





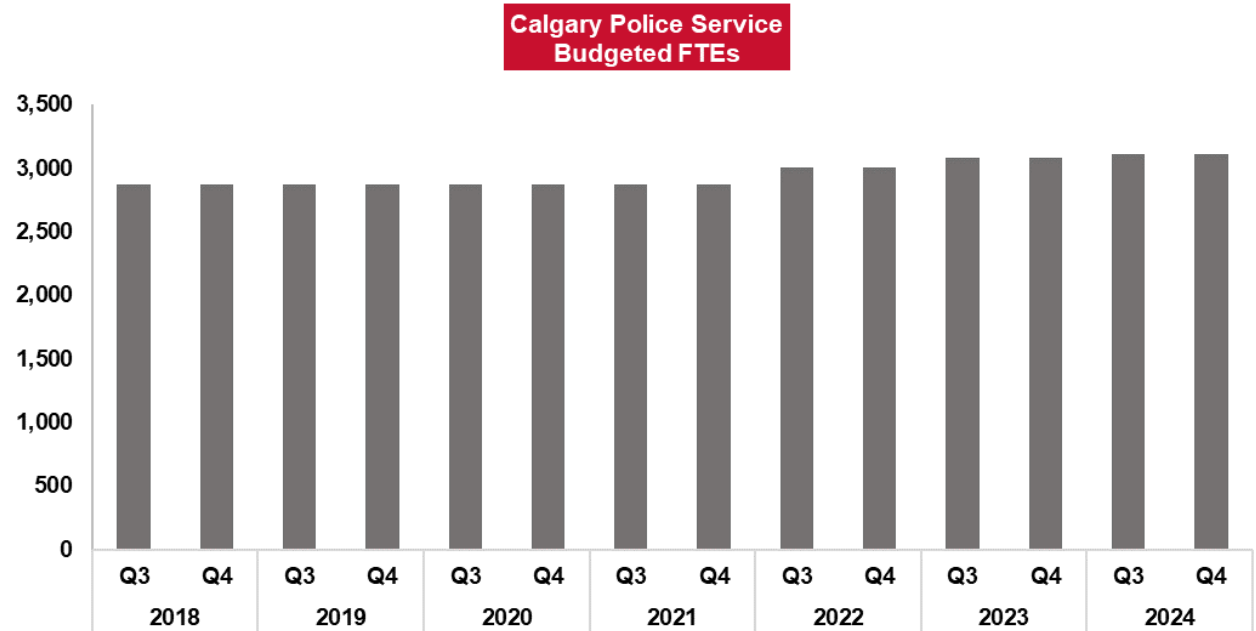
City Administration and Calgary Police Service

Budgeted FTEs

September 30, 2018 – December 31, 2024

Calgary Police Service

Date	Budgeted FTEs
September 30, 2018	2,873.0
December 31, 2018	2,873.0
September 30, 2019	2,873.0
December 31, 2019	2,873.0
September 30, 2020	2,873.0
December 31, 2020	2,873.0
September 30, 2021	2,873.0
December 31, 2021	2,873.0
September 30, 2022	3,006.5
December 31, 2022	3,006.5
September 30, 2023	3,081.5
December 31, 2023	3,081.5
September 30, 2024	3,111.5
December 31, 2024	3,111.5





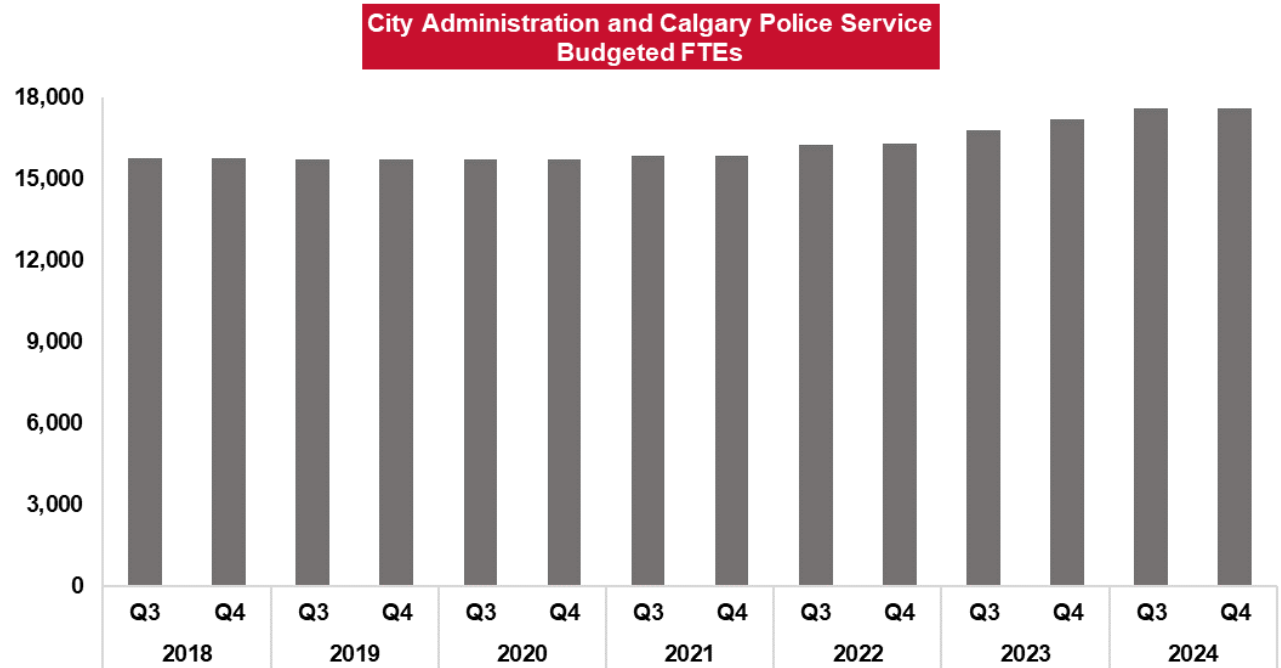
City Administration and Calgary Police Service

Budgeted FTEs

September 30, 2018 – December 31, 2024

City Administration and Calgary Police Service

Date	Budgeted FTEs
September 30, 2018	15,749.2
December 31, 2018	15,756.6
September 30, 2019	15,702.1
December 31, 2019	15,712.6
September 30, 2020	15,705.1
December 31, 2020	15,715.1
September 30, 2021	15,819.1
December 31, 2021	15,823.1
September 30, 2022	16,241.6
December 31, 2022	16,301.6
September 30, 2023	16,778.6
December 31, 2023	17,184.2
September 30, 2024	17,572.1
December 31, 2024	17,572.1



Budgeted FTEs retrieved from the Budget Control Book (Finance)
Data excludes Civic Partners.