

CALGARY CLIMATE HUB

Budget 2024 Priorities



A decorative graphic in the top right corner. It features a large teal triangle pointing downwards. To its right is the text 'CALGARY CLIMATE HUB' in a teal, sans-serif font. Below the text is a black network diagram consisting of four circular nodes connected by lines, forming a zig-zag pattern.

CALGARY CLIMATE HUB

Calgary Climate Hub

- **Volunteer-led municipal climate action group**
- **Educate and empower Calgarians to become active climate citizens**
- **Advocate directly and proactively for climate action in Calgary**
- **Represent the perspective of climate action and provide reactions to Calgary's government and media**

Climate Hub Budget Priorities

- **Continue to fund the low income transit pass**
- **Express support for the committed 5A investment streams**
- Both of these should be viewed as investments in the efficiency of Calgary's transportation network, both energy wise and fiscally

Transit and 5A: Climate Priority

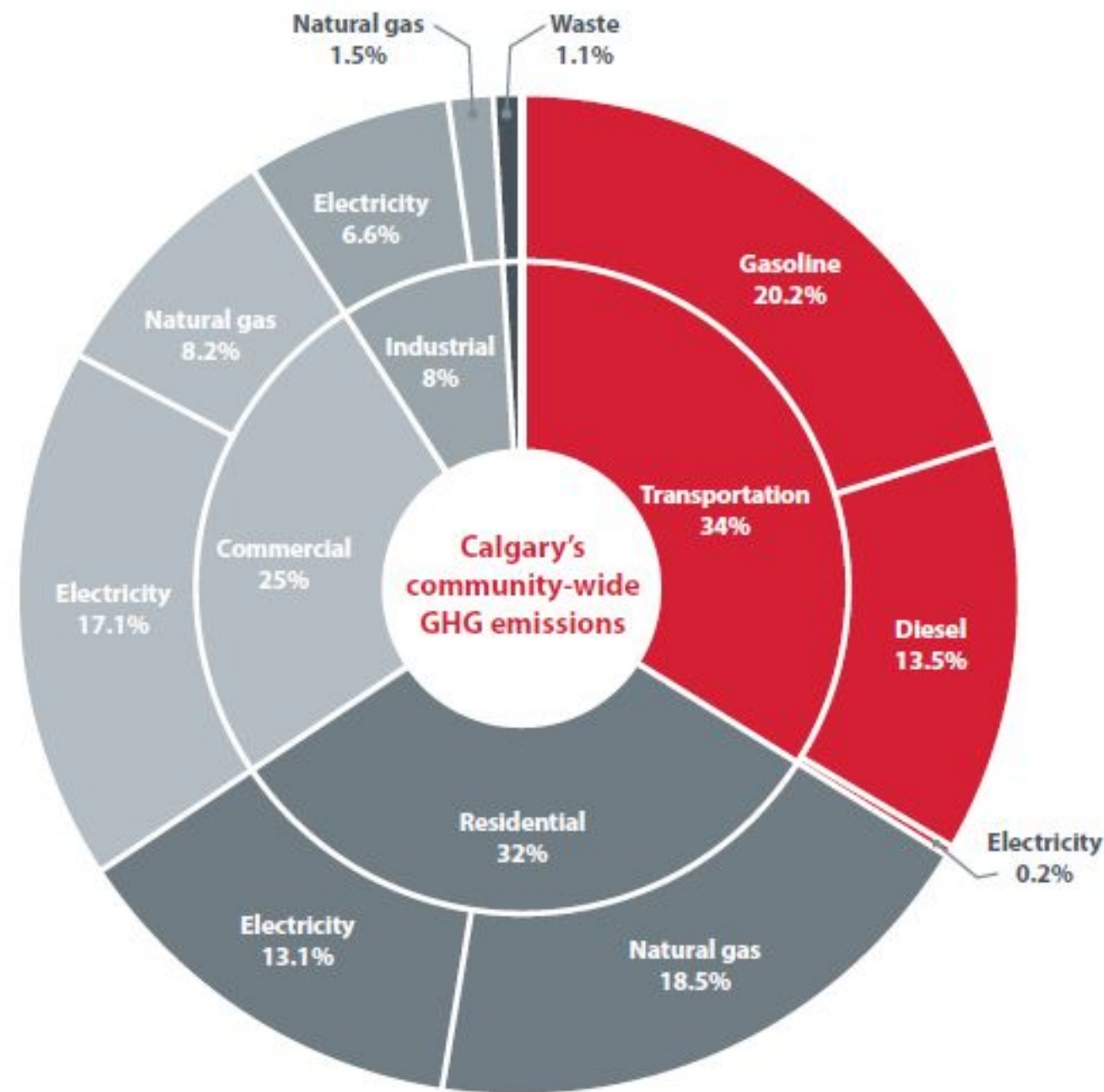


Figure 6: Breakdown of Calgary community-wide GHG emissions by percentage

34% of Calgary's emissions come from gas and diesel burned in our vehicles

We have over 1,000,000 vehicles on the road in Calgary

All of these vehicles will need to be replaced with other modes, such as:

- transit
- active transportation
- zero emission vehicles

Transit and 5A: Climate Priority

"High quality transit, walking and wheeling infrastructure and carpooling networks provide the backbone of a low carbon transportation system."

- Calgary Climate Strategy, Page 44

CD2022-0465
Attachment 2

Program Pathway G: Mode shift – Increase the mode share of zero or low emissions transportation modes

High quality transit, walking and wheeling infrastructure and carpooling networks provide the backbone of a low carbon transportation system. The COVID-19 pandemic has had a significant impact on transportation patterns in the city. Both transit demand and transit funding significantly declined and have not yet recovered to pre-pandemic levels. It's not yet clear what the long-term effect of the pandemic will be on transportation patterns in Calgary. However, high-quality, convenient and safe transit, walking and wheeling transportation options were consistently identified as a priority in the initial engagement with equity-deserving people and groups. The City of Calgary should reinvest in infrastructure, frequent and convenient transit service, consistent and prioritized maintenance and snow clearing, and improved comfort and safety to achieve both climate action and equity objectives.

\$
< \$1 million

\$\$
\$1-\$5 million

\$\$\$
\$5-\$20 million

\$\$\$\$
> \$20 million

G2.1 Increase investment in walking and wheeling infrastructure to support full implementation of the 5A network by 2050, and revise community design and development standards to support implementation.



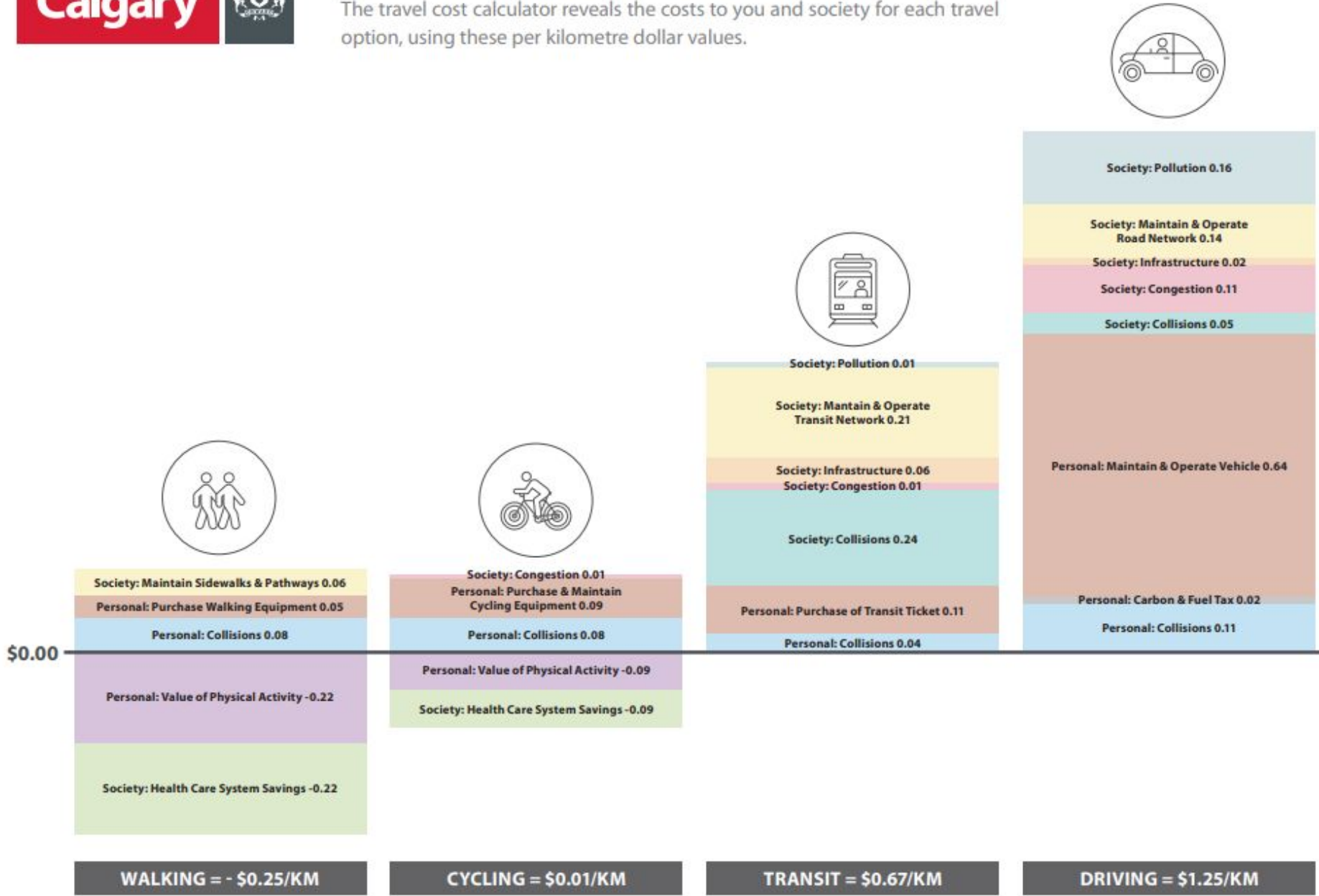
Transit and 5A: Fiscal Priority

Infrastructure is an investment and investments pay dividends.



Travel Cost Calculator - costs per km by travel option

The travel cost calculator reveals the costs to you and society for each travel option, using these per kilometre dollar values.



Source: <https://www.calgary.ca/planning/transportation/travel-cost-calculator-results.html?TripDistance=0.5>

5A Infrastructure: Fiscal Priority

How much do 5A users cost the city vs the drivers they replace?

\$4,510 per year.

	5A User	Driver
Cost/km	\$0.02	\$0.30
Average Annual km	2,460	15,200
Total Cost	\$49.20	\$4,560.00

Travel cost calculator categories	 Walking	 Cycling	 Public Transit	 Driving
Economic (costs to build, maintain and operate the transportation network, congestion and collision vehicle damage)	\$0.07	\$0.02	\$0.30	\$0.30

5A Infrastructure: Economic Priority

How much do 5A users cost society vs the drivers they replace?

\$17,600 per year.

	5A User	Driver
Cost/km	\$0.01	\$1.16
Average Annual km	2,460	15,200
Total Cost	\$24.60	\$17,632.00

Travel cost calculator categories	 Walking	 Cycling	 Public Transit	 Driving
Total cost per kilometre	(-\$0.25)*	\$0.01	\$0.43	\$1.16

5A Infrastructure: Fiscal Priority


What does it look like when we scale these benefits?

If just 1000 users are added.

Savings more directly to the City: \$4.5M/yr

Savings to Society: \$17.6M/yr

My Story

- I bought a bike for \$2,700 in 2021
 - I sold my car for \$1,700
 - I avoided renewing my insurance for \$2,700 each year
 - I avoided annual vehicle maintenance of ~\$1,000 each year
 - I paid additional bike maintenance of ~\$500 each year
 - I biked +5000km each year and saved \$1600 @ \$1.60/L
 - I get a net carbon tax rebate of ~\$500 each year
 - **In total I've saved \$14,900!**
 - This is enabling me to save for a home
- 

My Story

- This was only possible because of cycling infrastructure such as
 - 12 Ave Cycle Track
- Other folks can have this savings opportunity if we build infrastructure for them



Conclusion

- We are asking you to fund the low income transit pass
- We continue to support your decision to expand our city's wheeling infrastructure

