



Green Line Board July 2024 Public Progress Report

JULY HIGHLIGHTS

Development Phase Agreement

The Green Line LRT Phase 1 was approved with a revised project scope, delivery model and budget. The revised scope will build the new LRT line from Lynnwood/Millican in the southeast to Eau Claire downtown and connect into the existing Red and Blue LRT lines. Council approved a total capital budget for Green Line of \$5.797 billion, and \$451 million in financing costs, for a total approved project budget of \$6.248 billion.

Beltline Downtown Utility Relocation Project

All major deep and shallow utility relocation works in Beltline East and Beltline West are completed on time except for Transmission Line relocation work in Beltline East, which is also on schedule to complete by end December 2024. Calgary District Heating Inc. (CDHI) is planning to re-mobilize to site starting early September along 5 and 6 Avenues S.W. with the intention of completing all their remaining tie-in scope in 2024. ENMAX cabling work will continue at multiple sites, including some civil works at 2 Avenue S.W. and north of Riverfront Avenue S.W.

78 Avenue Project

The 78 Avenue Project will continue to completion despite the deferral of the Ogden Station on July 30, 2024. The 78 Avenue Project is on schedule to complete all major works this fall and final completion by end of June 2025. Reinstatement of the CPKC mainline traffic to its original alignment is scheduled to complete this fall at the Ogden Pedestrian Tunnel and the 78 Avenue Grade Separation locations.

Demolitions

Dakota Reclamators Ltd. (Dakota) was the successful bidder for the demolitions of Eau Claire Market and the River Run townhouses. It is anticipated that Dakota will mobilize to the site and start abatement before the end of August. The demolition work is anticipated to complete by June 2025.

Art Point, Mustard Seed and Green Leaf demolitions will start the first week of August and are expected to be complete by the end of October 2024.

PROJECT STATUS DASHBOARD

Functional Area	July Status	June Status	Comments
Health & Safety			<ul style="list-style-type: none"> There were no safety incidents to report for the month of July. Eight Site Safety Inspections were conducted by the Green Line Project Construction Team. Safety awareness initiatives continued through the month of July. Lessons learned related to the 78 Avenue Project Lost Time Incident were discussed at the July 2024 Green Line Town Hall.
Public Affairs			<ul style="list-style-type: none"> Connected with 2,901 businesses, residents, and key stakeholders in July. Attended 11 community events and pop-ups to share project information with Calgarians.
Schedule			<ul style="list-style-type: none"> Work on key program activities is progressing.
Cost			<ul style="list-style-type: none"> Council approved a total capital budget for Green Line of \$5.797B, and \$451M in financing costs, for a total approved project budget of \$6.248B. This investment offsets inflationary pressures experienced by similar projects across Canada.
Environmental			<ul style="list-style-type: none"> No environmental incidents occurred in July.
Quality			<ul style="list-style-type: none"> 11 new non-conformances were reported for the 78 Avenue Project. All are undergoing review by the technical team.
<p>*Definitions of the dashboard statuses can be found online in the Monthly board report and financial summary legend.</p>			

HEALTH & SAFETY

There were no incidents to report for the month of July 2024. Eight Site Safety Inspections were conducted by the Green Line Project Construction Team and three non-conformances were noted and actioned for follow-up.

The Safety team distributed two Safety Awareness emails to Green Line Staff – Stay Safe in Hot Temperatures and Air Quality Awareness. Information and lessons learned associated with the 78 Avenue Project Lost Time Incident was shared with the Green Line staff at the July Town Hall.

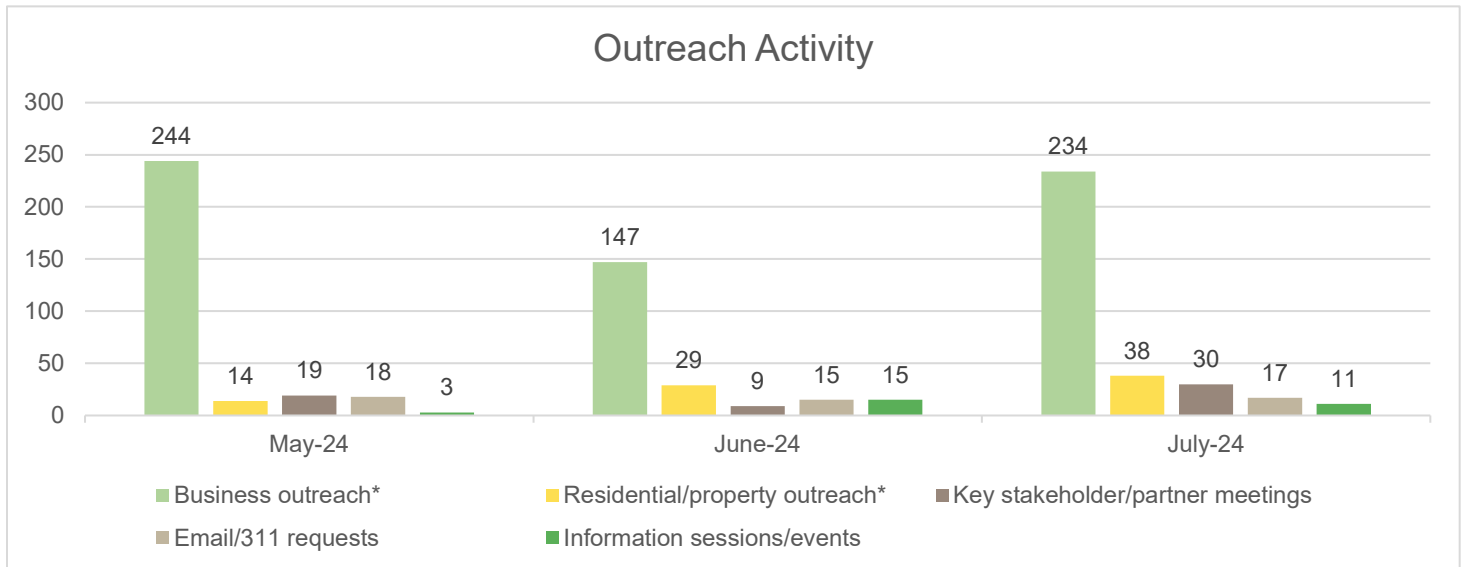
COMMUNITY AND PUBLIC RELATIONS

In July, the Green Line team was focused on several community events while also preparing for the July 30 Council decision and how it could impact communities and businesses.

Across 11 different community events, beginning with the Calgary Stampede and wrapping up with Inglewood Sunfest, the events team connected with roughly 2,500 Calgarians interested in the project. Questions were primarily focused on expected construction start and completion dates, with some detailed questions about station location and orientation.

As part of the rollout of the 60% design, meetings are being planned with all communities along the alignment. Following some specific feedback about the station design shared at the Inglewood Sunfest, Green Line is prioritizing the update for Ramsay/Inglewood residents to address their questions.

A summary of the business and community outreach for May, June and July 2024 is summarized below.



* Outreach includes calls, meetings, and on-site visits.

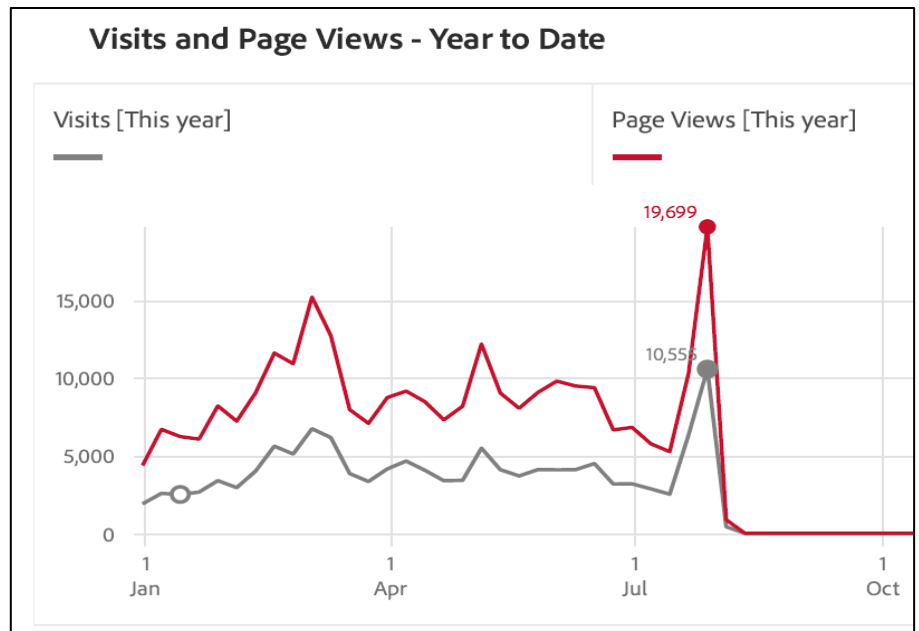
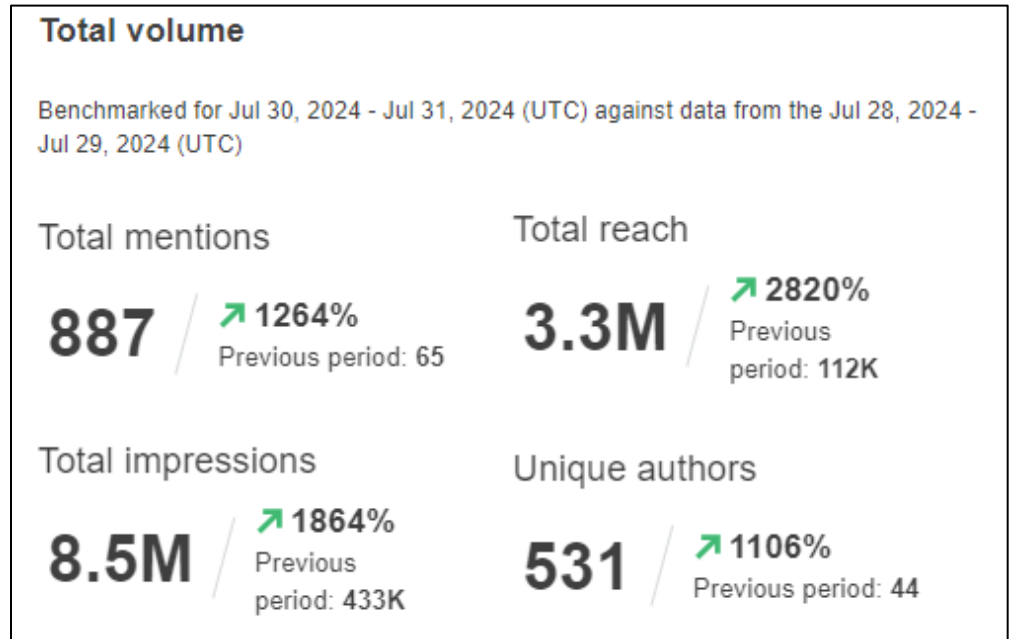
Social Media posts mentioning the Green Line or tagging the Green Line’s accounts saw an increase following the July 30, 2024, Council Decision.

The chart shown here demonstrates the increase in Green Line centered posts comparing data from July 28/29 with July 30/31. An increase of 1264% in mentions of “Green Line” and a total reach of 3.3 million.

Themes observed from social media included excitement in seeing the core of the project progressing, to some disappointment in the reduction of the alignment.

There were two significant website spikes in July. The first on July 25 with the "Update from the Green Line Board" article being published, and the second on July 30/31 with the Phase 1 Council decision. Website content was updated with revised scope details following the Council decision.

As shown in the weekly Visits and Page Views chart, the July 30/31 spikes of web traffic were significant compared with the first half of 2024.



FINANCIAL SUMMARY as of July 31, 2024

Green Line continues to monitor the financial position of the program against the approved capital budget as per the July 30, 2024, Council decision.

Category ^[1]	Committed Cost	Cost to Date	Cost Year to Date
Owner's Cost	105,018,397	105,018,397	8,593,122
Design & Engineering	577,594,619	560,409,825	158,971,373
Construction, Land & Other Assets	833,751,118	613,598,454	59,792,480
Bus Rapid Transit	50,000,000	7,357,303	781,768
Grand Total	1,566,364,134	1,286,383,979	228,138,743
To[1] Details on specific inclusions can be found online in the Monthly board report and financial summary legend .			