



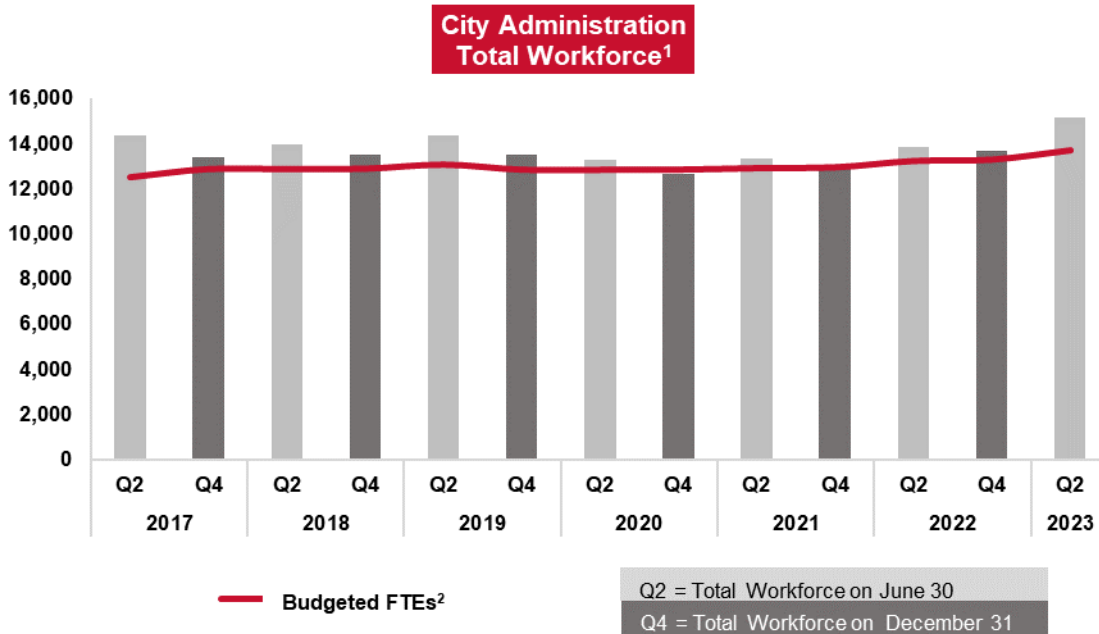
# City Administration and Calgary Police Service

## Headcount and FTEs

June 30, 2017 – June 30, 2023

### City Administration

	Headcount (excluding on-call and student)			Total Workforce <sup>1</sup>	Total without Seasonal	Budgeted FTEs <sup>2</sup>
	Core	Temporary	Seasonal			
June 30, 2017	12,417	1,299	664	14,380	13,716	12,497.9
December 31, 2017	12,410	850	168	13,428	13,260	12,867.3
June 30, 2018	12,423	821	709	13,953	13,244	12,865.7
December 31, 2018	12,547	718	221	13,486	13,265	12,883.6
June 30, 2019	12,662	946	770	14,378	13,608	13,068.5
December 31, 2019	12,490	876	143	13,509	13,366	12,839.6
June 30, 2020	12,071	510	696	13,277	12,581	12,831.6
December 31, 2020	11,965	485	183	12,633	12,450	12,842.1
June 30, 2021	11,892	586	866	13,344	12,478	12,910.1
December 31, 2021	11,863	752	294	12,909	12,615	12,950.1
June 30, 2022	11,999	956	908	13,863	12,955	13,235.1
December 31, 2022	12,535	948	183	13,666	13,483	13,295.1
June 30, 2023	13,140	1,187	808	15,135	14,327	13,715.1





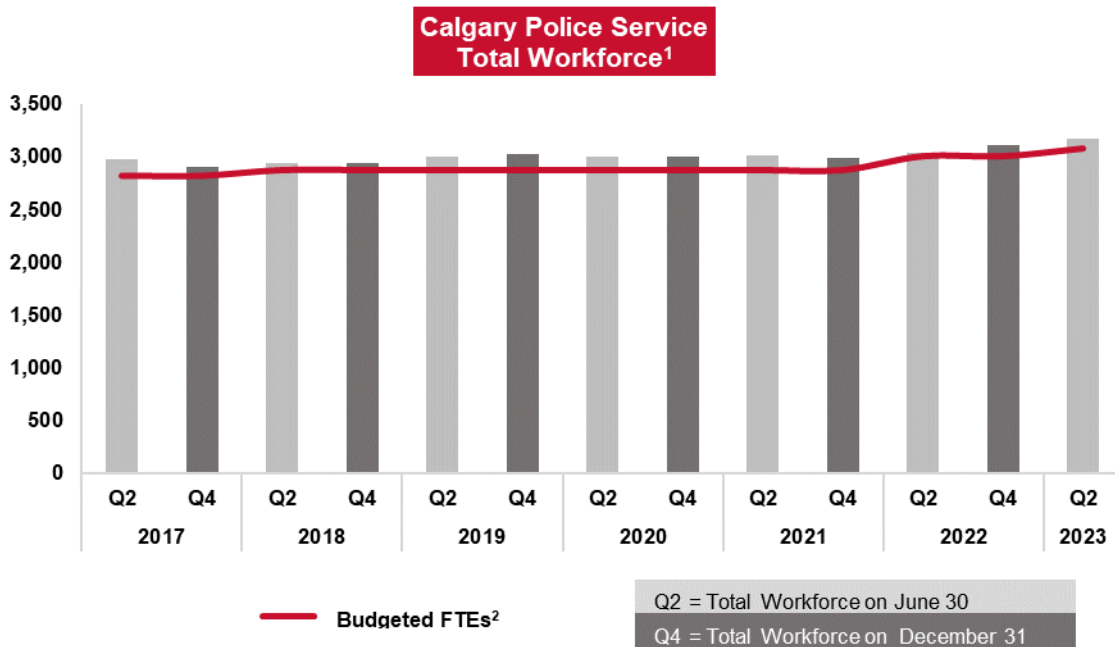
City Administration and Calgary Police Service

Headcount and FTEs

June 30, 2017 – June 30, 2023

**Calgary Police Service**

	Headcount (excluding on-call and student)			Total Workforce <sup>1</sup>	Total without Seasonal	Budgeted FTEs <sup>2</sup>
	Core	Temporary	Seasonal			
June 30, 2017	2,919	59	0	2,978	2,978	2,818.0
December 31, 2017	2,858	51	0	2,909	2,909	2,818.0
June 30, 2018	2,895	46	0	2,941	2,941	2,873.0
December 31, 2018	2,883	61	0	2,944	2,944	2,873.0
June 30, 2019	2,938	58	0	2,996	2,996	2,873.0
December 31, 2019	2,974	51	0	3,025	3,025	2,873.0
June 30, 2020	2,948	50	0	2,998	2,998	2,873.0
December 31, 2020	2,964	38	0	3,002	3,002	2,873.0
June 30, 2021	2,978	38	0	3,016	3,016	2,873.0
December 31, 2021	2,945	45	0	2,990	2,990	2,873.0
June 30, 2022	2,982	56	0	3,038	3,038	3,006.5
December 31, 2022	3,051	55	0	3,106	3,106	3,006.5
June 30, 2023	3,107	62	0	3,169	3,169	3,081.5





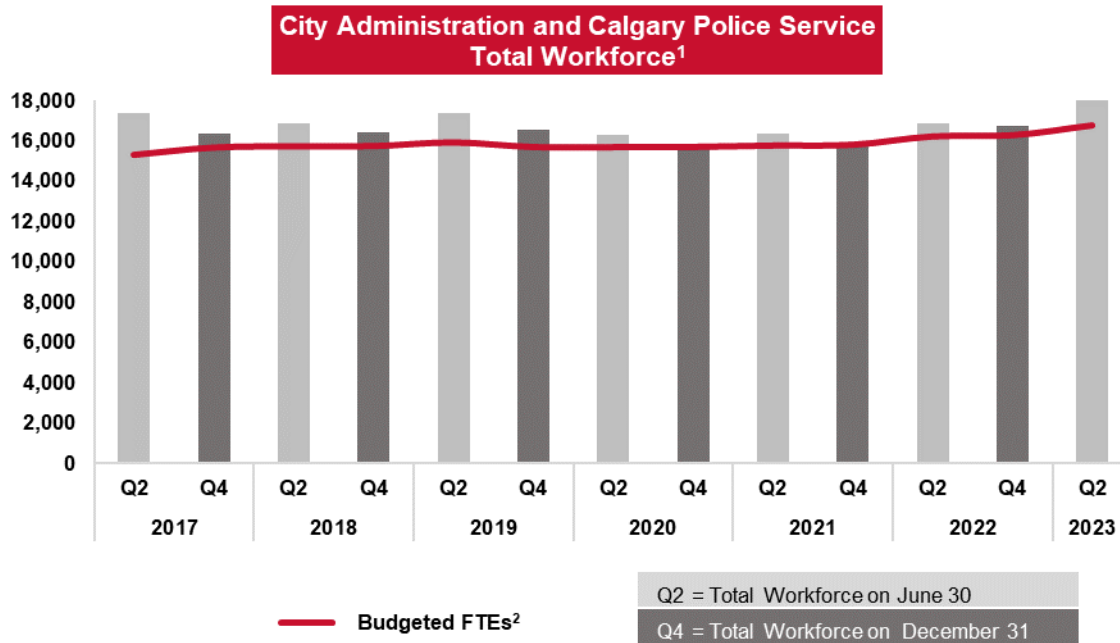
# City Administration and Calgary Police Service

## Headcount and FTEs

June 30, 2017 – June 30, 2023

### City Administration and Calgary Police Service

	Headcount (excluding on-call and student)			Total Workforce <sup>1</sup>	Total without Seasonal	Budgeted FTEs <sup>2</sup>
	Core	Temporary	Seasonal			
June 30, 2017	15,336	1,358	664	17,358	16,694	15,315.9
December 31, 2017	15,268	901	168	16,337	16,169	15,685.3
June 30, 2018	15,318	867	709	16,894	16,185	15,738.7
December 31, 2018	15,430	779	221	16,430	16,209	15,756.6
June 30, 2019	15,600	1,004	770	17,374	16,604	15,941.5
December 31, 2019	15,464	927	143	16,534	16,391	15,712.6
June 30, 2020	15,019	560	696	16,275	15,579	15,704.6
December 31, 2020	14,929	523	183	15,635	15,452	15,715.1
June 30, 2021	14,870	624	866	16,360	15,494	15,783.1
December 31, 2021	14,808	797	294	15,899	15,605	15,823.1
June 30, 2022	14,981	1,012	908	16,901	15,993	16,241.6
December 31, 2022	15,586	1,003	183	16,772	16,589	16,301.6
June 30, 2023	16,247	1,249	808	18,304	17,496	16,796.6



<sup>1</sup>Total workforce excludes on-call and student.

<sup>2</sup>Budgeted FTEs retrieved from the Budget Control Book (Finance) including those centralized in Corporate Programs. Data excludes Civic Partners.