



## City Administration and Calgary Police Service

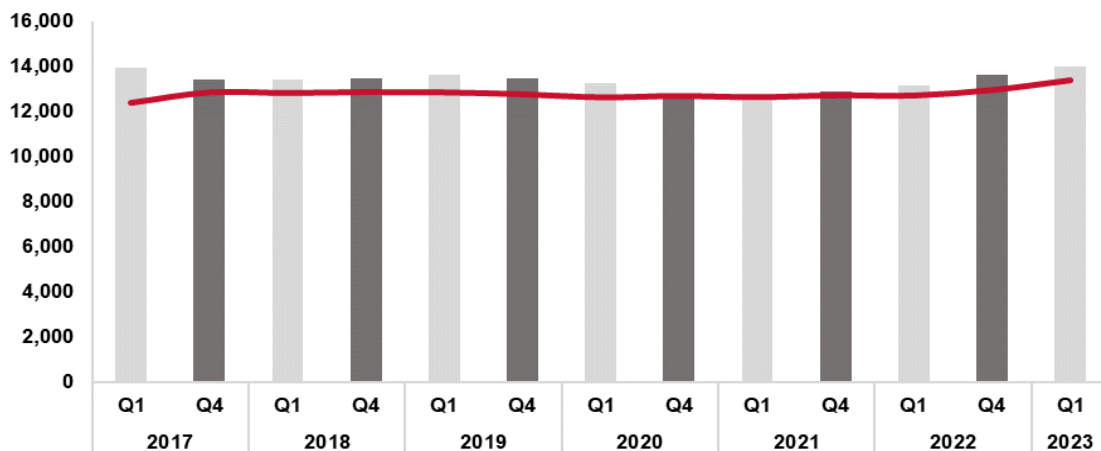
### Headcount and FTEs

March 31, 2017 – March 31, 2023

#### City Administration

	Headcount (excluding on-call and student)			Total Workforce <sup>1</sup>	Total without Seasonal	Budgeted FTEs <sup>2</sup>	Budgeted FTEs in Corporate Programs <sup>3</sup>
	Core	Temporary	Seasonal				
March 31, 2017	12,497	1,311	143	13,951	13,808	12,419.4	0.0
December 31, 2017	12,410	850	168	13,428	13,260	12,867.3	0.0
March 31, 2018	12,357	809	262	13,428	13,166	12,844.3	0.0
December 31, 2018	12,547	718	221	13,486	13,265	12,883.6	0.0
March 31, 2019	12,515	799	354	13,668	13,314	12,869.7	197.8
December 31, 2019	12,490	876	143	13,509	13,366	12,789.8	49.8
March 31, 2020	12,452	549	263	13,264	13,001	12,656.6	170.0
December 31, 2020	11,965	485	183	12,633	12,450	12,715.2	126.9
March 31, 2021	11,873	445	261	12,579	12,318	12,663.1	229.0
December 31, 2021	11,863	752	294	12,909	12,615	12,742.1	208.0
March 31, 2022	11,928	815	402	13,145	12,743	12,735.6	494.0
December 31, 2022	12,535	948	183	13,666	13,483	12,971.1	324.0
March 31, 2023	12,754	989	260	14,003	13,743	13,391.1	324.0

#### City Administration Total Workforce<sup>1</sup>



— Budgeted FTEs<sup>2</sup>

Q1 = Total Workforce on March 31

Q4 = Total Workforce on December 31



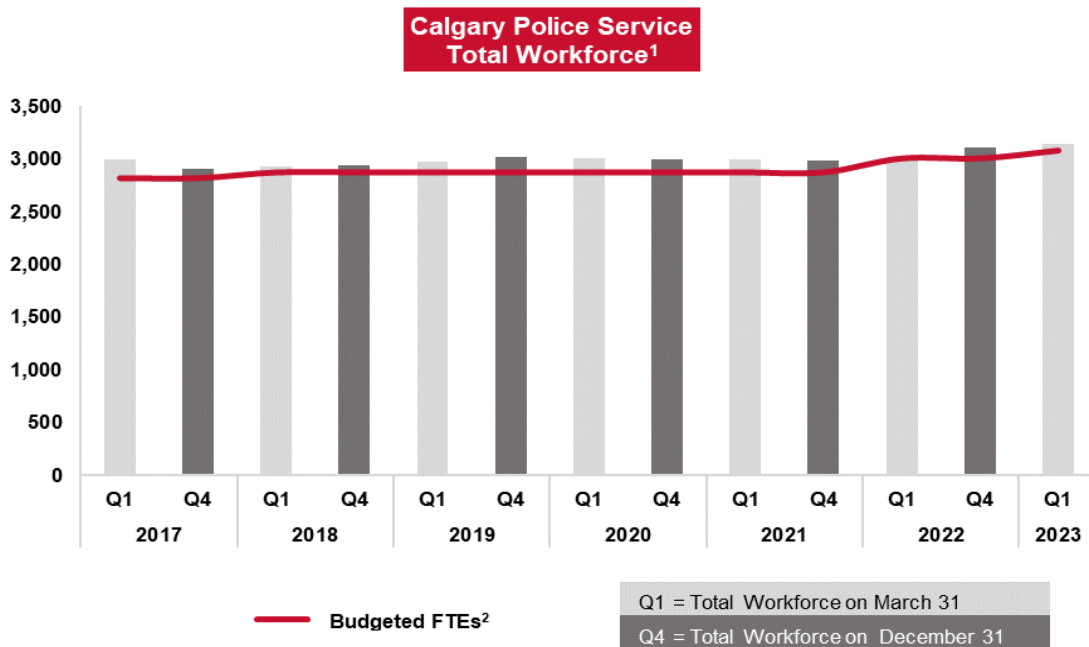
City Administration and Calgary Police Service

Headcount and FTEs

March 31, 2017 – March 31, 2023

**Calgary Police Service**

	Headcount (excluding on-call and student)			Total Workforce <sup>1</sup>	Total without Seasonal	Budgeted FTEs <sup>2</sup>
	Core	Temporary	Seasonal			
March 31, 2017	2,932	65	0	2,997	2,997	2,818.0
December 31, 2017	2,858	51	0	2,909	2,909	2,818.0
March 31, 2018	2,885	45	0	2,930	2,930	2,873.0
December 31, 2018	2,883	61	0	2,944	2,944	2,873.0
March 31, 2019	2,913	66	0	2,979	2,979	2,873.0
December 31, 2019	2,974	51	0	3,025	3,025	2,873.0
March 31, 2020	2,956	53	0	3,009	3,009	2,873.0
December 31, 2020	2,964	38	0	3,002	3,002	2,873.0
March 31, 2021	2,965	35	0	3,000	3,000	2,873.0
December 31, 2021	2,945	45	0	2,990	2,990	2,873.0
March 31, 2022	2,952	48	0	3,000	3,000	3,006.5
December 31, 2022	3,051	55	0	3,106	3,106	3,006.5
March 31, 2023	3,082	57	0	3,139	3,139	3,081.5





## City Administration and Calgary Police Service

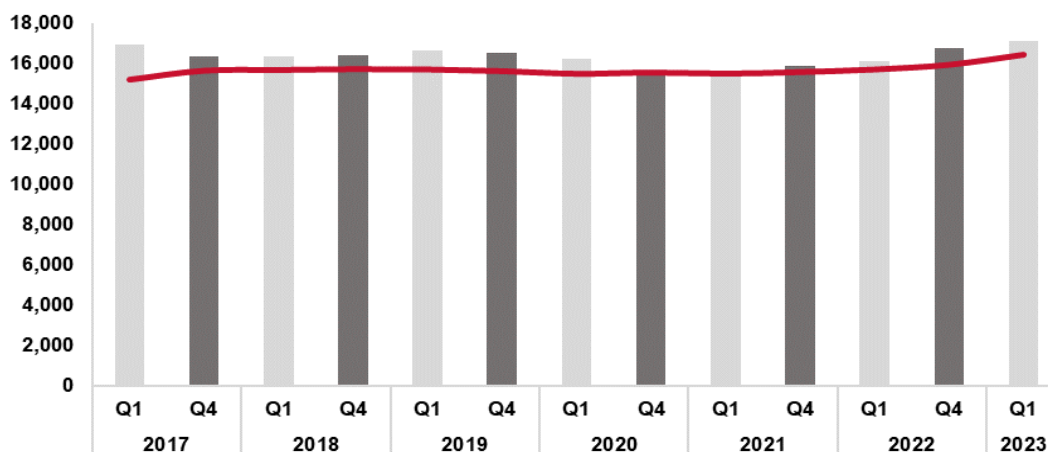
### Headcount and FTEs

March 31, 2017 – March 31, 2023

#### City Administration and Calgary Police Service

	Headcount (excluding on-call and student)			Total Workforce <sup>1</sup>	Total without Seasonal	Budgeted FTEs <sup>2</sup>	Budgeted FTEs in Corporate Programs <sup>3</sup>
	Core	Temporary	Seasonal				
March 31, 2017	15,429	1,376	143	<b>16,948</b>	<b>16,805</b>	<b>15,237.4</b>	<b>0.0</b>
December 31, 2017	15,268	901	168	<b>16,337</b>	<b>16,169</b>	<b>15,685.3</b>	<b>0.0</b>
March 31, 2018	15,242	854	262	<b>16,358</b>	<b>16,096</b>	<b>15,717.3</b>	<b>0.0</b>
December 31, 2018	15,430	779	221	<b>16,430</b>	<b>16,209</b>	<b>15,756.6</b>	<b>0.0</b>
March 31, 2019	15,428	865	354	<b>16,647</b>	<b>16,293</b>	<b>15,742.7</b>	<b>197.8</b>
December 31, 2019	15,464	927	143	<b>16,534</b>	<b>16,391</b>	<b>15,662.8</b>	<b>49.8</b>
March 31, 2020	15,408	602	263	<b>16,273</b>	<b>16,010</b>	<b>15,529.6</b>	<b>170.0</b>
December 31, 2020	14,929	523	183	<b>15,635</b>	<b>15,452</b>	<b>15,588.2</b>	<b>126.9</b>
March 31, 2021	14,838	480	261	<b>15,579</b>	<b>15,318</b>	<b>15,536.1</b>	<b>229.0</b>
December 31, 2021	14,808	797	294	<b>15,899</b>	<b>15,605</b>	<b>15,615.1</b>	<b>208.0</b>
March 31, 2022	14,880	863	402	<b>16,145</b>	<b>15,743</b>	<b>15,742.1</b>	<b>494.0</b>
December 31, 2022	15,586	1,003	183	<b>16,772</b>	<b>16,589</b>	<b>15,977.6</b>	<b>324.0</b>
March 31, 2023	15,836	1,046	260	<b>17,142</b>	<b>16,882</b>	<b>16,472.6</b>	<b>324.0</b>

#### City Administration and Calgary Police Service Total Workforce<sup>1</sup>



Q1 = Total Workforce on March 31

Q4 = Total Workforce on December 31

— Budgeted FTEs<sup>2</sup>

<sup>1</sup>Total workforce excludes on-call and student.

<sup>2</sup>Budgeted FTEs retrieved from the Budget Control Book (Finance).

<sup>3</sup>Corporate Programs include Council approved budgeted FTEs for City Administration that are corporately centralized until the positions are filled.

Data excludes Civic Partners.