

The case for off peak transit improvements

2023-2026 City of Calgary Budget Deliberations

November 22, 2022

David Cooper, MPI., MCIP, RPP
Principal, Leading Mobility Consulting



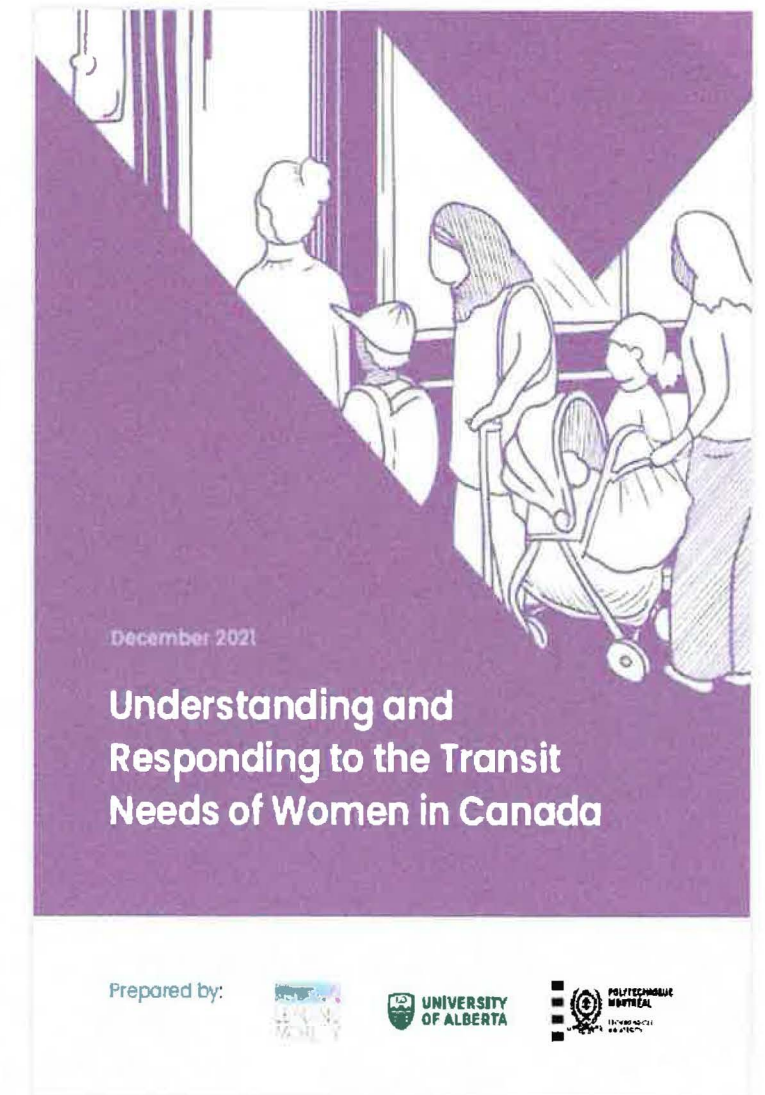
Background/Experience



**Former
Senior Transit Planner
Calgary Transit**



**Former
Lead Transit Planner
TransLink
(Metro Vancouver)**



**Co-author, 1st National report on
Women's Travel Patterns on
Transit**

Need for a core network

City's Primary Transit Network (service every 10 mins, 15 hours a day, 7 days a week) **is not currently being offered.**

A 15 minute off-peak network would be a more realistic and cost effective alternative.

Off peak transit service is heavily relied on transit dependent Calgarians:

Women, seniors, youth, students, newcomers, low-wage workers and members of the BIPOC community

Women take more trips in the off peak, more frequent trips, trip chain and take more localized trips

Frequent off peak core networks operate in six other Canadian cities:

Vancouver, Edmonton, Toronto, Ottawa, Montreal and Halifax

Existing route structure already connect key destinations city-wide

Could be **accommodated within the base budget** (operating), **no capital** required

Service Standards

Service Standards in Calgary

Ridership Standards (Conventional/Fixed Route)

Stop Coverage

New Communities

Primary Transit Network Frequency

Service Standards in other cities

Minimum frequencies

Span of service

Ridership Standards by time period

Equity metrics

Facility Design (Customer and Operations)

CTrain/BRT/MAX (pre-pandemic frequency)

Route #	Route Name	AM Peak (6-9 am)	Mid-Day (09:00-15:00)	PM Peak (15:00-18:00)	Evening	Saturday	Sunday
Red	Somerset - Tuscany	3/6	10	3/6	15	15	15
Blue	Saddletowne - 69 Street	4/7	10	4/7	16	16	16
300	Airport – Downtown	22/23	30	20/21	30	30	30
301	Northpointe - Downtown	5	14	5	20	14/20	14/20
302	South Health Campus - Downtown	10	25	10	25	32	32
305	COP – Bowness - Downtown	15	-	15	-	-	-
Orange	Saddletowne- Brentwood	16	25	16	24/30	30	30
Purple	East Hills – 17 Ave SE - Downtown	12	20	12	25	25	25
Teal	Douglas Glen – Westbrook	20	23	20	28	30	30
Yellow	Woodpark – Downtown	10	22	10	25	27/35	27/35

Legend:

White: <20 mins

Orange: 20-29 mins

Red: >30 mins

Sample of Crosstown Routes (Pre-Pandemic Frequency)

Route #	Route Name	AM Peak (6-9 am)	Mid-Day (09:00-15:00)	PM Peak (15:00-18:00)	Evening	Saturday	Sunday
1	Bowness – Forest Lawn	12	19	12	25	25	25
3	Elbow Drive – Sandstone	7/10	12	7/10	16	16/20	16/20
8	FMC – UofC - Northpointe	8	20	8	20/33	33	33
9	Dalhousie – Chinook	12	20	12	30	31	31
14	Bridlewood – South Health Campus	7/15	30	30	30	30	30
20	Heritage – Northmount Drive	12/13	20	13	15/30	27/30	27/30
23	52 Street Crosstown	12	20	12	28	28/29	28/29
38	Brentwood Station - Temple	12/15	19	12/15	23/27	28/29	28/29
43	McKnight-Westwinds – Chinook	12/13	20	12	20/35	20	27/30

Legend:

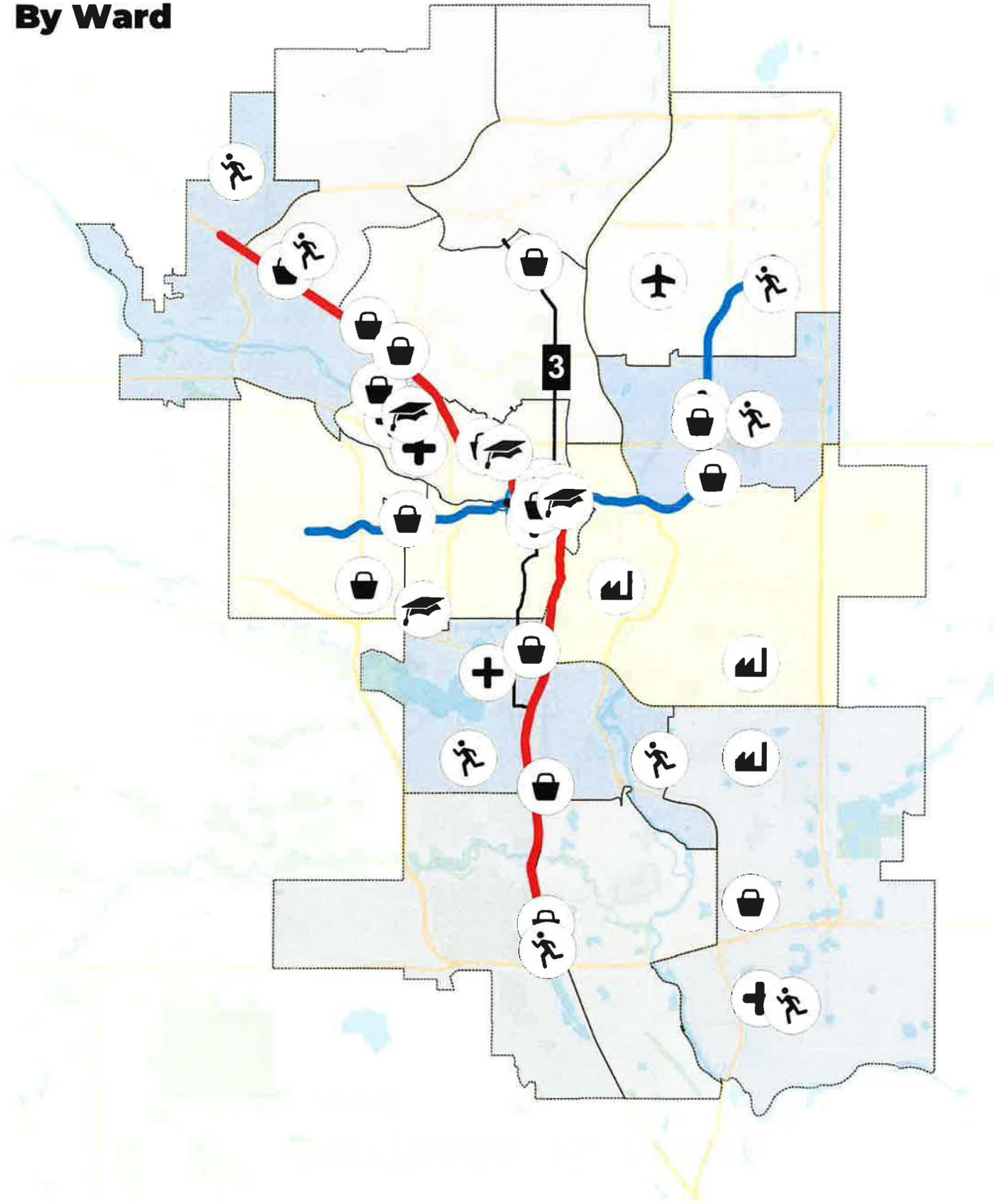
White: <20 mins

Orange: 20-29 mins

Red: >30 mins

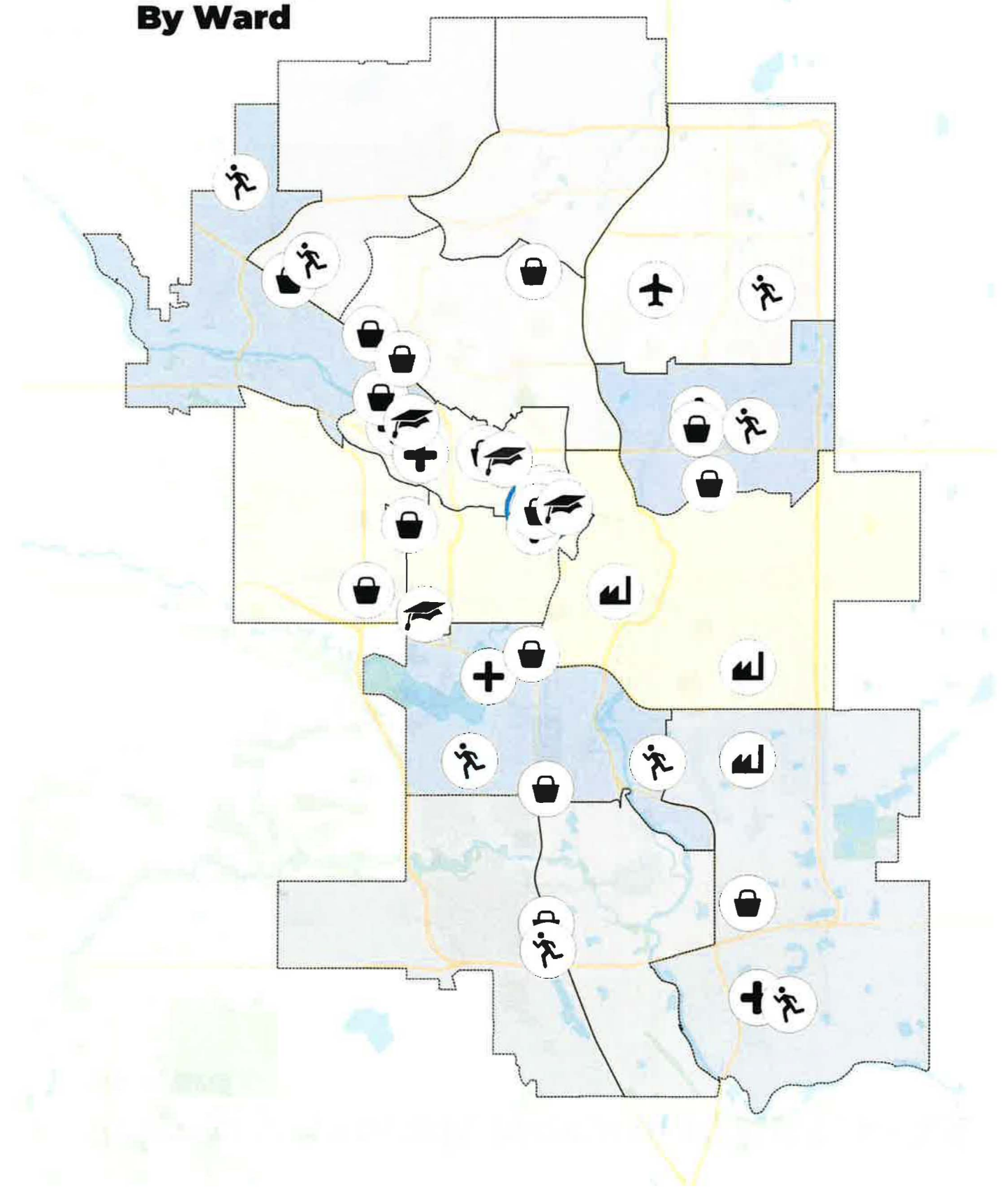
Primary Transit Network At Launch

By Ward



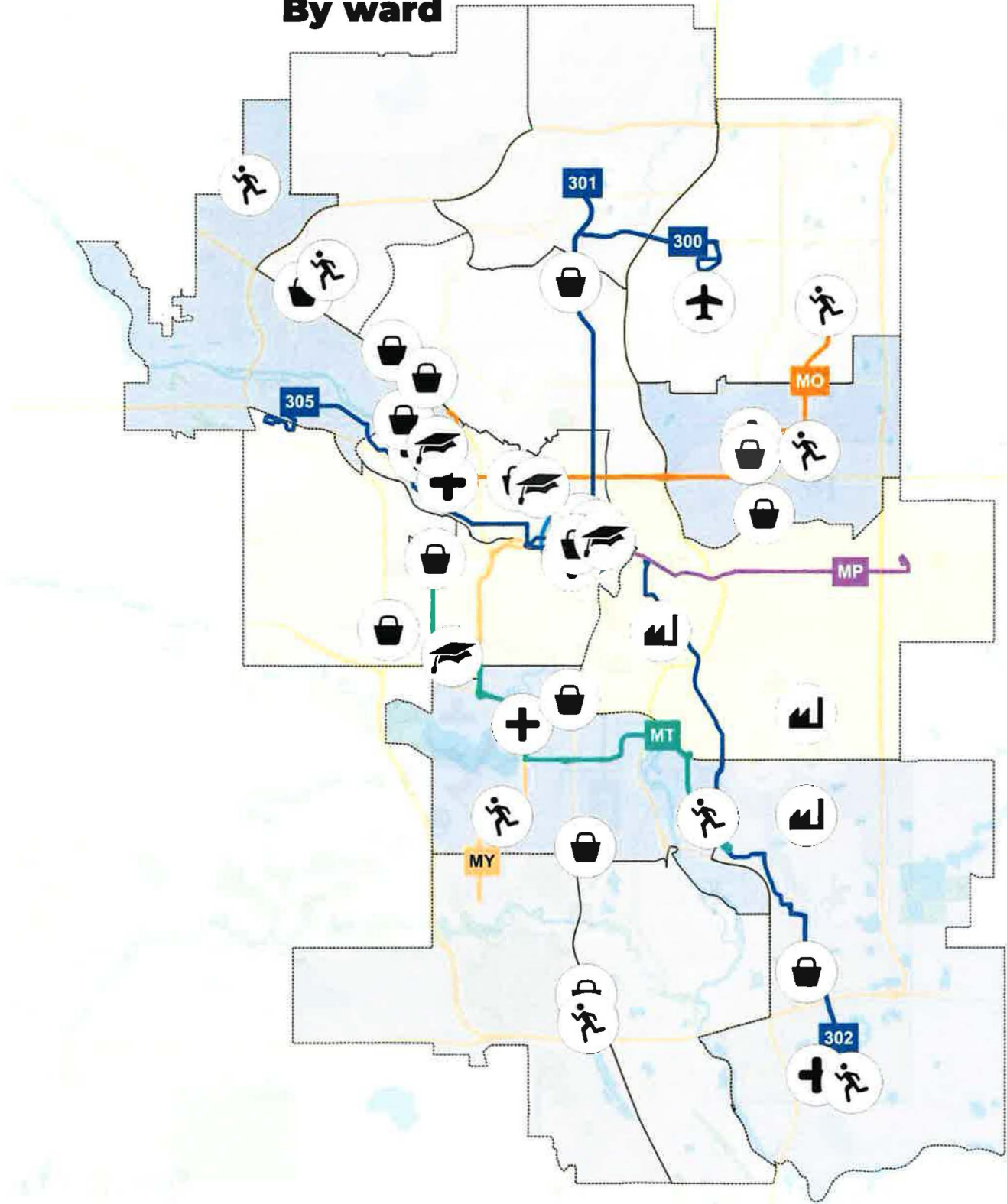
Primary Transit Network Today

By Ward



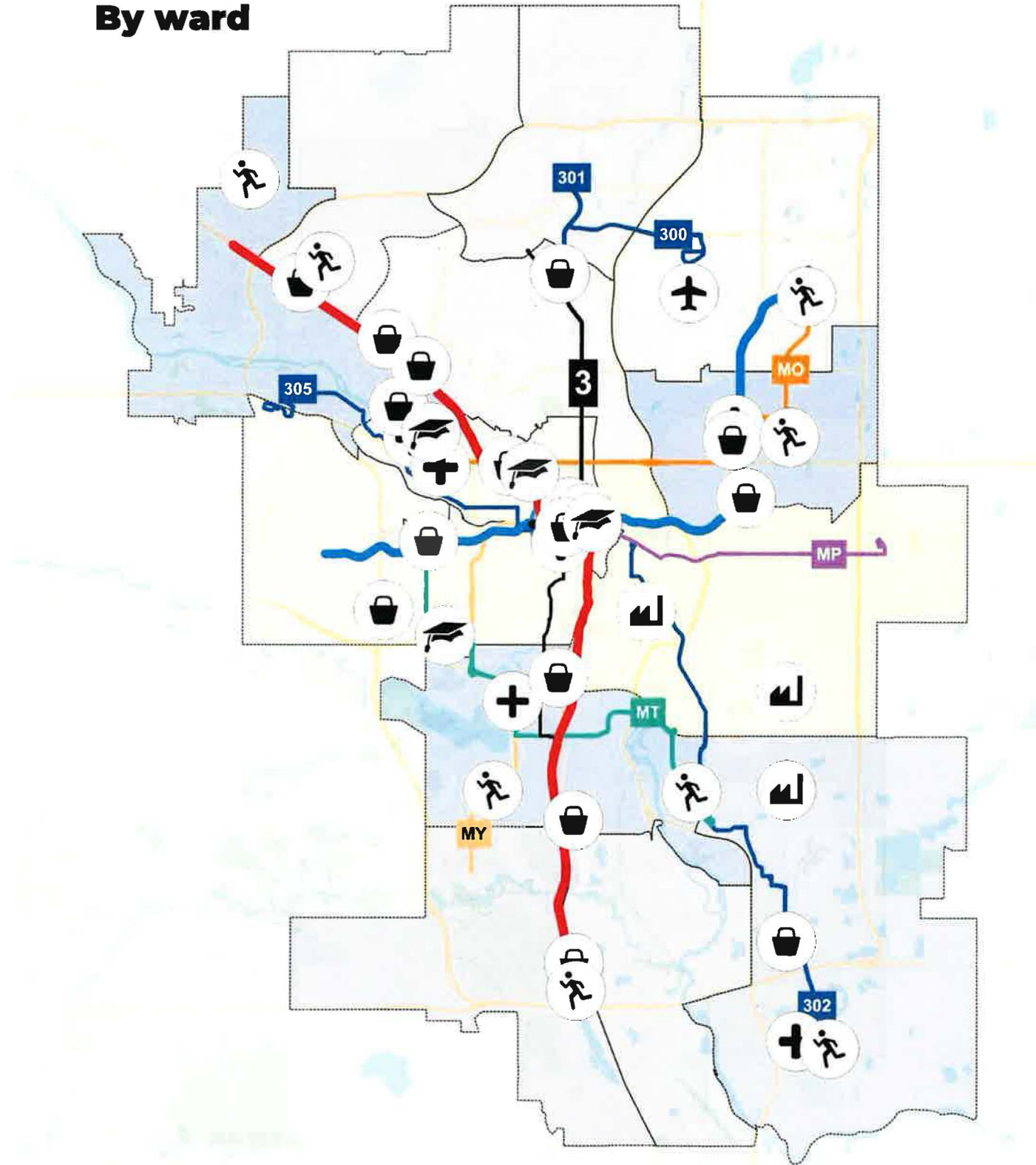
BRT/MAX Network

By ward



Primary Transit Network/BRT/MAX

By ward



Potential Next Steps

Incorporation of minimum frequency and a core network into new transit service standards in the upcoming RouteAhead update

Prioritization for the implementation of an off-peak core network with budget and Council direction

Could be implemented in 2023



David Cooper

Principal

david@leadingmobility.com

