

ARLINGTON GROUP
ENZO

LEGAL DESCRIPTION:

THE EASTERLY 7.62m OF LOT 3, LOT 4 AND LOT 5, BLOCK 11,
PLAN 4453 L

CIVIC ADDRESS:

823-829 17TH AVENUE SW, CALGARY, ALBERTA T2T 0A1

DP FILE NUMBER: DP2022-06848

DTR 2 ISSUANCE UPDATE

2023-03-09

ARCHITECTURAL DRAWING LIST

- DP0.0 COVER SHEET
- DP0.1 PROJECT INFORMATION
- DP0.2 SHADOW STUDY
- DP0.3 EXTERIOR PERSPECTIVE 1
- DP0.4 EXTERIOR PERSPECTIVE 2
- DP0.5 EXTERIOR PERSPECTIVE 3
- DP0.6 EXTERIOR PERSPECTIVE 4
- DP0.7 EXTERIOR PERSPECTIVE 5
- DP1.1 EXISTING SITE SURVEY
- DP1.2 SITE PHOTOS
- DP1.3 SITE PLAN
- DP1.4 COMMERCIAL WASTE AND RECYCLING DETAILS
- DP1.5 RESIDENTIAL WASTE AND RECYCLING DETAILS
- DP1.6 RECYCLING CONTAINER DETAILS
- DP1.7 CONTEXTUAL ELEVATION
- DP1.8 MAIL LOCKBOX DETAILS
- DP1.9 BICYCLE STORAGE & GENERIC PARCEL LOCKER DETAILS
- DP1.10 BUILDING SIGNAGE DETAILS
- DP1.11 PARKADE RAMP SECTION
- DP1.12 PARKADE RAMP SECTION
- DP1.13 FIRE ACCESS DETAILS
- DP1.14 SITE SECTIONS
- DP1.15 SWEEP PATHS PLAN
- DP2.0 PARKADE LEVEL 1 PLAN
- DP2.1 MAIN LEVEL FLOOR PLAN
- DP2.2 LEVEL 2 FLOOR PLAN
- DP2.3 LEVEL 3-5 FLOOR PLAN
- DP2.4 LEVEL 6 FLOOR PLAN
- DP2.5 ROOF LEVEL PLAN
- DP2.6 MECH. ROOF LEVEL PLAN
- DP3.1 NORTH ELEVATION
- DP3.2 SOUTH ELEVATION
- DP3.3 EAST ELEVATION
- DP3.4 WEST ELEVATION
- DP4.1 BUILDING SECTION 1
- DP4.2 BUILDING SECTION 2
- DP4.3 BUILDING SECTION 3
- DP4.4 BUILDING SECTION 4
- DP4.5 BUILDING SECTION 5
- DP5.1 NORTH COLOR ELEVATION
- DP5.2 SOUTH COLOR ELEVATION
- DP5.3 EAST COLOR ELEVATION
- DP5.4 WEST COLOR ELEVATION
- DP5.5 NORTH PERSPECTIVE
- DP5.6 SOUTH WEST PERSPECTIVE
- DP5.7 NORTH EAST PERSPECTIVE
- DP5.8 MATERIAL BOARD

LANDSCAPE DRAWING LIST

- DP-L1 GROUND FLOOR LAYOUT PLAN
- DP-L2 SECOND FLOOR LAYOUT PLAN
- DP-L3 DETAILS

CIVIL DRAWING LIST

- C01 SITE SERVICING PLAN
- C02 SITE GRADING PLAN

ELECTRICAL DRAWING LIST

- DPE1.00 DP ELECTRICAL SITE PLAN - POINT-BY-POINT
- DPE1.01 DP NORTH ELEVATION & LEVEL 2 SITE LIGHTING LAYOUTS
- DPE1.02 DP SOUTH ELEVATION
- DPE1.03 DP ELECTRICAL ROOF PLAN



DAAS
DESIGN AND ARCHITECTURE STUDIO

ARLINGTON GROUP

THIS DRAWING IS A COPYRIGHT INSTRUMENT OF SERVICE AND IS THE PROPERTY OF THE CONSULTANT. INFORMATION CONTAINED HEREIN MAY NOT BE REPRODUCED OR COPIED WITHOUT WRITTEN NOTICE.
THIS DRAWING IS NOT TO BE SCALED. THE CONTRACTOR SHALL VERIFY ALL DIMENSIONS, DATUMS AND ELEVATIONS PERTINENT TO DOING THE WORK. THE CONTRACTOR SHALL BE RESPONSIBLE FOR OBTAINING ALL NECESSARY PERMITS AND CONSENTS FROM ALL AFFECTED PARTIES PRIOR TO COMMENCING THE WORK. THE LATEST ISSUE OF THE DRAWING SHALL BE USED IN THE EXECUTION OF THE WORK.

PROJECT TEAM

ARCHITECT
DAAS DESIGN AND ARCHITECTURE STUDIO
310 - 1032 17 Ave. S.W.
Calgary, AB T2T 0A5
T: 403.714.0459
E: info@daasarchitecture.com

STRUCTURAL ENGINEER
GLOTTMAN SIMPSON
#1025 - 808 4th Avenue SW
Calgary, AB T2P 3E8
T: 403.930.2100

MECHANICAL ENGINEER
REINBOLD ENGINEERING GROUP
110, 5970 Centre Street S.E.
Calgary, AB T2H 0C1
T: 403.509.1039

ELECTRICAL ENGINEER
DESIGNCORE ENGINEERING LTD.
100 - 4723 1 St SW
Calgary, AB T2G 4Y8
T: 403.269.2125

CIVIL ENGINEER
WATT CONSULTING GROUP
310 - 3016 5TH AVE NE
CALGARY, AB T2A 6K4
T: 403.273.9001

LANDSCAPE ARCHITECT
NAVAGRAH LANDSCAPE ARCHITECTURE
• URBAN DESIGN
#204, 337-17TH AVE SW
CALGARY, AB T2S 0A5
T: 403.708.8778
E: info@navagrah.ca

4	DTR 2 ISSUANCE UPDATE	2023-03-09
3	DTR 1 ISSUANCE	2023-02-06
2	GENERAL CLARIFICATION ISSUANCE	2022-11-17
1	DP ISSUANCE	2022-09-23

No.	Description	Date
-----	-------------	------

ARLINGTON GROUP

ENZO

THE EASTERLY 7.62m OF LOT 3, LOT 4 AND
LOT 5, BLOCK 11, PLAN 4453 L

Drawing title

COVER SHEET

Project number 22-09

Issued 03-08-2023

Drawn by MD,MR,NC Checked by TS, RN

Drawing number

DP0.0

Scale

C:\Users\khalid\Documents\2023_DP_Enzo\DTR_VEL_F02_Coveral_Drawing\G011.rvt 4/12/2023 10:41:37 AM

PROJECT INFORMATION

CIVIC ADDRESS:
823-829 17TH AVENUE SW, CALGARY, ALBERTA T2T 0A1

LEGAL ADDRESS:
THE EASTERLY 7.62m OF LOT 3, LOT 4 AND LOT 5, BLOCK 11, PLAN 4453 L

BYLAW REVIEW ZONING: DC 102D2019

PARCEL AREA = 1 393.698 m²
ALLOWABLE F.A.R = 5.0

CURRENT F.A.R = OVERALL G.F.A
SITE AREA
= 5 642.48 m²
1 393.698 m²
= 4.05

TOTAL DWELLING UNITS = 70
TOTAL PARKING STALLS = 32

This building will be 'Solar ready' and able to accommodate solar photovoltaic (PV) panels. The structure will be designed to accommodate the PV panels.

8 FLOOR AREA RATIO
THE MAXIMUM FLOOR AREA RATIO IS 5.0 IN ACCORDANCE WITH THE PROVISIONS SET OUT IN SECTION 12 OF THIS DIRECT CONTROL DISTRICT.

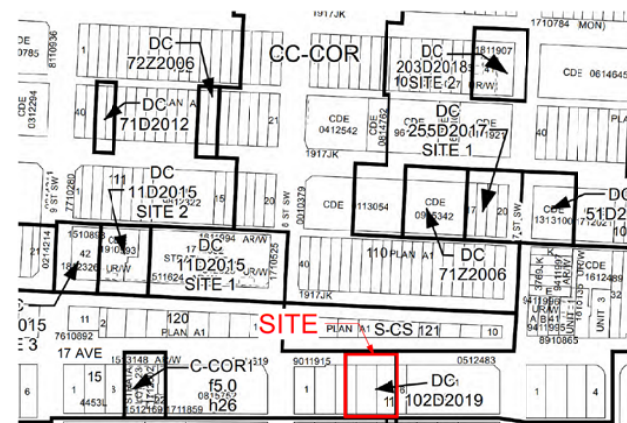
9 BUILDING HEIGHT
MAXIMUM = 27.0 METRES.

WHERE THE PARCEL SHARES A PROPERTY LINE WITH A LANE, THE MAXIMUM BUILDING HEIGHT IS 10.0 METRES MEASURED FROM GRADE WITHIN 3.0 METRES OF THAT SHARED PROPERTY LINE.

10 REAR SETBACK AREAS
WHERE THE PARCEL SHARES A REAR PROPERTY LINE WITH A LANE, THERE IS NO REQUIREMENT FOR A REAR SETBACK AREA.

11 RULES FOR PATIO
A RESTAURANT PATIO MAY HAVE A FLOOR HIGHER THAN 0.6 METRES ABOVE THE HEIGHT OF THE FIRST STOREY FLOOR LEVEL PROVIDED THAT THE USE IS SEPARATED FROM AN ADJACENT RESIDENTIAL DISTRICT BY A BUILDING TO THE SATISFACTION OF THE DEVELOPMENT AUTHORITY HAS A MAXIMUM AREA OF 250.0 SQUARE METRES.

ZONING MAP



BYLAW REVIEW ZONING: DC 102D2019

694.1 MIN. REQ. MOTOR VEHICLE PARKING STALLS
C-COR1 WHERE THE PARCEL IS 0.4 HECTARES OR LESS FOR EACH DWELLING UNIT IS:

0.75 STALLS PER UNIT FOR RESIDENT PARKING; AND
0.1 VISITOR PARKING STALLS PER UNIT

RESIDENTIAL PARKING STALLS RATIO 1:1

TOTAL UNDERGROUND PARKING PROVIDED : 32 STALLS

TOTAL RESIDENT PARKING PROVIDED = 25 STALLS
TOTAL RESIDENT PARKING REQUIRED = 53 STALLS

TOTAL VISITOR PARKING PROVIDED = 7 STALLS (2 EV PARKING STALLS)
TOTAL VISITOR PARKING REQUIRED = 7 STALLS

791 MIN. REQ. VEHICLE PARKING
THERE IS NO MINIMUM REQUIREMENT FOR COMMERCIAL PARKING.

782 BUILDING ORIENTATION
THE MAIN PUBLIC ENTRANCE TO A BUILDING MUST FACE THE PROPERTY LINE SHARED WITH A COMMERCIAL STREET.

783 BUILDING FAÇADE
THE LENGTH OF THE BUILDING FAÇADE THAT FACES THE COMMERCIAL STREET MUST BE A MINIMUM OF 80.0 % OF THE LENGTH OF THE PROPERTY LINE IT FACES.

785 USE AREA
THE MAXIMUM USE AREA FOR USES ON THE GROUND FLOOR OF BUILDINGS IN THE COMMERCIAL - CORRIDOR 1 DISTRICT IS 465.0 SQUARE METRES.

787 FRONT SETBACK AREA
THERE IS NO MINIMUM REQUIREMENT FOR A FRONT SETBACK AREA, BUT WHERE A FRONT SETBACK AREA IS PROVIDED, IT MUST HAVE A MAXIMUM DEPTH OF 3.0 METRES.

789 SIDE SETBACK AREA
THERE IS NO REQUIREMENT FOR A SIDE SETBACK AREA.

789 SIDE SETBACK AREA
THERE IS NO REQUIREMENT FOR A SIDE SETBACK AREA.

794 REQUIRED BICYCLE PARKING STALLS
CLASS 1:
0.5 STALLS PER DWELLING UNIT
CLASS 2:
0.1 STALLS PER DWELLING UNIT

CLASS 1:
TOTAL BICYCLE PARKING PROVIDED = 70 STALLS
TOTAL BICYCLE PARKING REQUIRED = 35 STALLS

CLASS 2:
TOTAL BICYCLE PARKING PROVIDED = 8 STALLS
TOTAL BICYCLE PARKING REQUIRED = 7 STALLS

BUILDING STATISTICS

GROSS FLOOR AREA

Level	Area	Area (sq.m)
Level 1	11,189.69 ft ²	1,039.56 m ²
Level 1 Mezzanine	390.51 ft ²	36.28 m ²
Level 2	9,844.23 ft ²	914.56 m ²
Level 3	9,844.35 ft ²	914.57 m ²
Level 4	9,844.23 ft ²	914.56 m ²
Level 5	9,844.23 ft ²	914.56 m ²
Level 6	9,777.91 ft ²	908.40 m ²
Total Area	60,735.13 ft ²	5,642.48 m ²

BUILDING EFFICIENCY

Level	Sellable Area (sq.m)	Efficiency (%)	Common Area (sq.m)	Rate (%)	Gross Floor Area (sq.m)
Level 1	749.24	72%	290.32	28%	1,039.56
Level 1 Mezzanine			36.28	100%	36.28
Level 2	803.39	88%	111.17	12%	914.56
Level 3	803.39	88%	111.17	12%	914.56
Level 4	803.39	88%	111.17	12%	914.56
Level 5	803.39	88%	111.17	12%	914.56
Level 6	797.23	88%	111.17	12%	908.40
Total	4,760.03	84%	882.45	16%	5,642.48

DWELLING UNIT STATISTICS

Level	Studio	1 Bedroom	1 Bedroom + Den	2 Bedroom	Total
Level 1	0	0	0	0	0
Level 2	0	8	2	4	14
Level 3	0	8	2	4	14
Level 4	0	8	2	4	14
Level 5	0	8	2	4	14
Level 6	0	8	2	4	14
Total	0	40	10	20	70
Ratio	0%	57%	14%	29%	100%

TOTAL NUMBER OF DWELLING UNITS : 70

VICINITY MAP



THIS DRAWING IS A COPYRIGHT INSTRUMENT OF SERVICE AND IS THE PROPERTY OF THE CONSULTANT. INFORMATION CONTAINED HEREIN MAY NOT BE REPRODUCED OR COPIED WITHOUT WRITTEN NOTICE.
THIS DRAWING IS NOT TO BE SCALED. THE CONTRACTOR SHALL VERIFY ALL DIMENSIONS, DATUMS AND ELEVATIONS PERTINENT TO DOING THE WORK. THE CONTRACTOR SHALL BE RESPONSIBLE FOR OBTAINING ALL NECESSARY PERMITS AND VARIATIONS TO THE DRAWING PRIOR TO COMMENCING THE WORK. THE LATEST ISSUE OF THE DRAWING SHALL BE USED IN THE EXECUTION OF THE WORK.

PROJECT TEAM
ARCHITECT
DAAS DESIGN AND ARCHITECTURE STUDIO
310 - 1032 17 Ave. S.W.
Calgary, AB T2T 0A5
T: 403.714.0459
E: info@daasarchitecture.com
STRUCTURAL ENGINEER
GLOTTMAN SIMPSON
#1025 - 808 4th Avenue SW
Calgary, AB T2P 3E8
T: 403.930.2100
MECHANICAL ENGINEER
REINBOLD ENGINEERING GROUP
110, 5970 Centre Street S.E.
Calgary, AB T2H 0C1
T: 403.509.1039
ELECTRICAL ENGINEER
DESIGNCORE ENGINEERING LTD.
100 - 4723 1 St SW
Calgary, AB T2G 4Y8
T: 403.269.2125
CIVIL ENGINEER
WATT CONSULTING GROUP
310 - 3016 5TH AVE NE
CALGARY, AB T2A 6K4
T: 403.273.9001
LANDSCAPE ARCHITECT
NAVAGRAH LANDSCAPE ARCHITECTURE
+ URBAN DESIGN
#204, 337-17TH AVE SW
CALGARY, AB T2S 0A5
T: 403.708.8778
E: info@navagrah.ca

No.	Description	Date
3	OTR 1 ISSUANCE	2023-02-06
2	GENERAL CLARIFICATION ISSUANCE	2022-11-17
1	DP ISSUANCE	2022-09-23

ARLINGTON GROUP

ENZO
THE EASTERLY 7.62m OF LOT 3, LOT 4 AND LOT 5, BLOCK 11, PLAN 4453 L

Drawing title

PROJECT INFORMATION

Project number 22-09

Issued 03-08-2023

Drawn by MD, MR Checked by TS, RN

Drawing number

DP0.1

Scale

DAAS
DESIGN AND ARCHITECTURE STUDIO

ARLINGTON GROUP

THIS DRAWING IS A COPYRIGHT INSTRUMENT OF SERVICE AND IS THE PROPERTY OF THE CONSULTANT. INFORMATION CONTAINED HEREIN MAY NOT BE REPRODUCED OR COPIED WITHOUT WRITTEN NOTICE.
THIS DRAWING IS NOT TO BE SCALED. THE CONTRACTOR SHALL VERIFY ALL DIMENSIONS, DATUMS AND ELEVATIONS PERTINENT TO DOING THE WORK. THE CONTRACTOR SHALL REPORT DISCREPANCIES AND VARIATIONS TO THE CONSULTANT PRIOR TO COMMENCING THE WORK. THE LATEST ISSUE OF THE DRAWING SHALL BE USED IN THE EXECUTION OF THE WORK.

PROJECT TEAM
ARCHITECT
DAAS DESIGN AND ARCHITECTURE STUDIO
310 - 1032 17 Ave. S.W.
Calgary, AB T2T 0A5
T: 403.714.0459
E: info@daasarchitecture.com
STRUCTURAL ENGINEER
GLOTTMAN SIMPSON
#1025 - 808 4th Avenue SW
Calgary, AB T2P 3E8
T: 403.930.2100
MECHANICAL ENGINEER
REINBOLD ENGINEERING GROUP
110, 5970 Centre Street S.E.
Calgary, AB T2H 0C1
T: 403.509.1039
ELECTRICAL ENGINEER
DESIGNCORE ENGINEERING LTD.
100 - 4723 1 St SW
Calgary, AB T2G 4Y8
T: 403.269.2125
CIVIL ENGINEER
WATT CONSULTING GROUP
310 - 3016 5TH AVE NE
CALGARY, AB T2A 6K4
T: 403.273.9001
LANDSCAPE ARCHITECT
NAVAGRAH LANDSCAPE ARCHITECTURE
+ URBAN DESIGN
#204, 337-17TH AVE SW
CALGARY, AB T2S 0A5
T: 403.708.6776
E: info@navagrah.ca

No.	Description	Date
4	DTR 2 ISSUANCE UPDATE	2023-03-09
3	DTR 1 ISSUANCE	2023-02-06
2	GENERAL CLARIFICATION ISSUANCE	2022-11-17
1	DP ISSUANCE	2022-09-23

No. Description Date

ARLINGTON GROUP
ENZO
THE EASTERLY 7.62m OF LOT 3, LOT 4 AND LOT 5, BLOCK 11, PLAN 4453 L

Drawing title
SHADOW STUDY

Project number 22-09

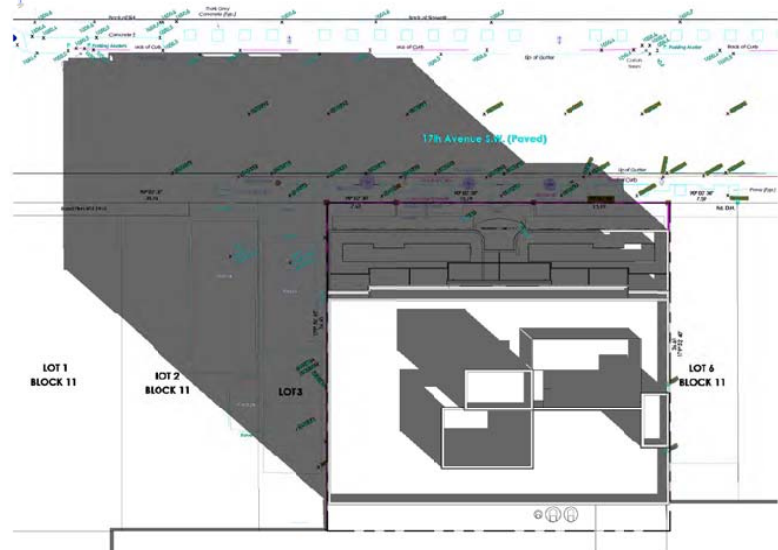
Issued 03-08-2023

Drawn by MD_MR Checked by TS_RN

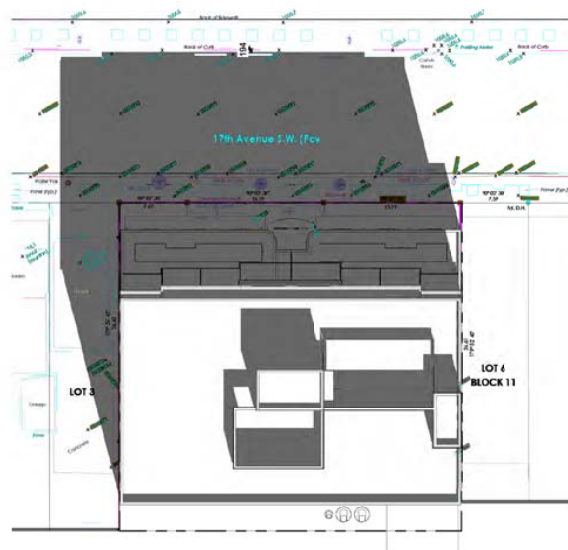
Drawing number **DP0.2**

Scale 1 : 350

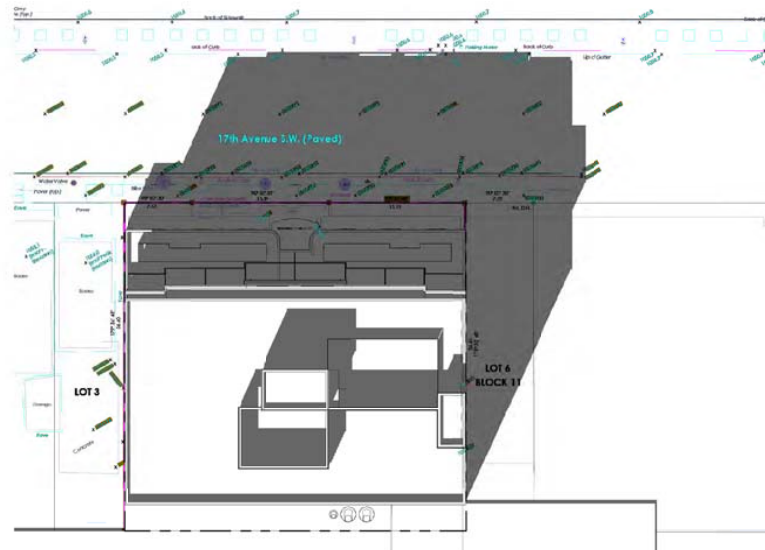
C:\Users\hachelle\Documents\2023_03_08\Enzo (DTR) V01_P02_Cover_ShadowStudy.dwg 4/12/2023 10:41:41 AM



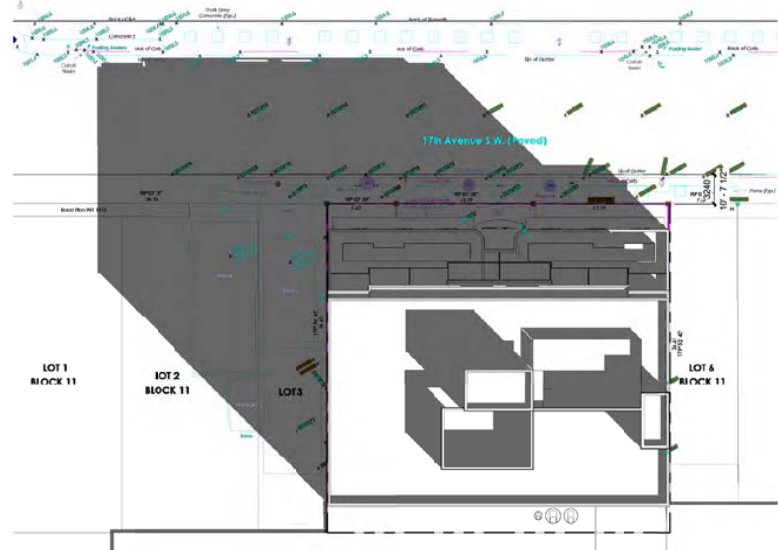
1 SITE - MARCH 21 - 10 am
DP0.2 1 : 350



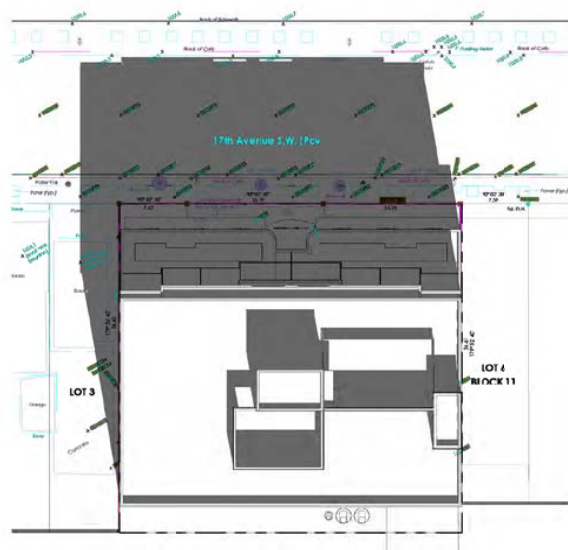
2 SITE - MARCH 21 - 12 pm
DP0.2 1 : 350



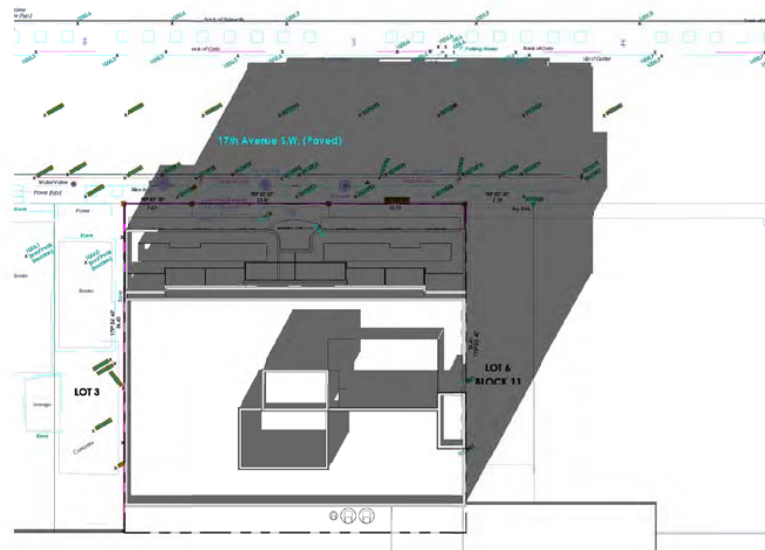
3 SITE - MARCH 21 - 2 pm
DP0.2 1 : 350



4 SITE - SEP 21 - 10 am
DP0.2 1 : 350



5 SITE - SEP 21 - 12 pm
DP0.2 1 : 350



6 SITE - SEP 21 - 2 pm
DP0.2 1 : 350



DAAS
DESIGN AND ARCHITECTURE STUDIO

ARLINGTON GROUP ST

THIS DRAWING IS A COPYRIGHT INSTRUMENT OF SERVICE AND IS THE PROPERTY OF THE CONSULTANT. INFORMATION CONTAINED HEREIN MAY NOT BE REPRODUCED OR COPIED WITHOUT WRITTEN NOTICE.
THIS DRAWING IS NOT TO BE SCALED. THE CONTRACTOR SHALL VERIFY ALL DIMENSIONS, DATUMS AND ELEVATIONS PERTINENT TO DOING THE WORK. THE CONTRACTOR SHALL REPORT DISCREPANCIES AND VARIATIONS TO THE CONSULTANT PRIOR TO COMMENCING THE WORK. THE LATEST ISSUE OF THE DRAWING SHALL BE USED IN THE EXECUTION OF THE WORK.

PROJECT TEAM

ARCHITECT
DAAS DESIGN AND ARCHITECTURE STUDIO
310 - 1032 17 Ave. S.W.
Calgary, AB T2T 0A5
T: 403.714.0459
E: info@daasarchitecture.com

STRUCTURAL ENGINEER
GLOTTMAN SIMPSON
#1025 - 808 4th Avenue SW
Calgary, AB T2P 3E8
T: 403.930.2100

MECHANICAL ENGINEER
REINBOLD ENGINEERING GROUP
110, 5970 Centre Street S.E.
Calgary, AB. T2H 0C1
T: 403.509.1039

ELECTRICAL ENGINEER
DESIGNCORE ENGINEERING LTD.
100 - 4723 1 St SW
Calgary, AB. T2G 4Y8
T: 403.269.2125

CIVIL ENGINEER
WATT CONSULTING GROUP
310 - 3016 5TH AVE NE
CALGARY, AB T2A 6K4
T: 403.273.9001

LANDSCAPE ARCHITECT
NAVAGRAH LANDSCAPE ARCHITECTURE
+ URBAN DESIGN
#204, 337-17TH AVE SW
CALGARY, AB T2S 0A5
T: 403.708.8778
E: info@navagrah.ca

No.	Description	Date
4	DTR 2 ISSUANCE UPDATE	2023-03-09
3	DTR 1 ISSUANCE	2023-02-06
2	GENERAL CLARIFICATION ISSUANCE	2022-11-17
1	DP ISSUANCE	2022-09-23

ARLINGTON GROUP

ENZO
THE EASTERLY 7.62m OF LOT 3, LOT 4 AND LOT 5, BLOCK 11, PLAN 4453 L

Drawing title
EXTERIOR PERSPECTIVE
1

Project number 22-09
Issued 03-08-2023
Drawn by _____ Checked by TS, RN
Drawing number **DP0.3**
Scale _____

C:\Users\jbarthelemy\Documents\2023_03_08 Enzo (DTR-VEL)_D00_C00001_PlanView\DP01.rvt 4/12/2023 10:41:43 AM



DAAS
DESIGN AND ARCHITECTURE STUDIO

ARLINGTON GROUP ST

THIS DRAWING IS A COPYRIGHT INSTRUMENT OF SERVICE AND IS THE PROPERTY OF THE CONSULTANT. INFORMATION CONTAINED HEREIN MAY NOT BE REPRODUCED OR COPIED WITHOUT WRITTEN NOTICE.
THIS DRAWING IS NOT TO BE SCALED. THE CONTRACTOR SHALL VERIFY ALL DIMENSIONS, DATUMS AND ELEVATIONS PERTINENT TO DOING THE WORK. THE CONTRACTOR SHALL REPORT DISCREPANCIES AND VARIATIONS TO THE CONSULTANT PRIOR TO COMMENCING THE WORK. THE LATEST ISSUE OF THE DRAWING SHALL BE USED IN THE EXECUTION OF THE WORK.

PROJECT TEAM
ARCHITECT
DAAS DESIGN AND ARCHITECTURE STUDIO
310 - 1032 17 Ave. S.W.
Calgary, AB T2T 0A5
T: 403.714.0459
E: info@daasarchitecture.com
STRUCTURAL ENGINEER
GLOTTMAN SIMPSON
#1025 - 808 4th Avenue SW
Calgary, AB T2P 3E8
T: 403.930.2100
MECHANICAL ENGINEER
REINBOLD ENGINEERING GROUP
110, 5970 Centre Street S.E.
Calgary, AB. T2H 0C1
T: 403.509.1039
ELECTRICAL ENGINEER
DESIGNCORE ENGINEERING LTD.
100 - 4723 1 St SW
Calgary, AB. T2G 4Y8
T: 403.269.2125
CIVIL ENGINEER
WATT CONSULTING GROUP
310 - 3016 5TH AVE NE
CALGARY, AB T2A 6K4
T: 403.273.9001
LANDSCAPE ARCHITECT
NAVAGRAH LANDSCAPE ARCHITECTURE
+ URBAN DESIGN
#204, 337-17TH AVE SW
CALGARY, AB T2S 0A5
T: 403.708.8778
E: info@navagrah.ca

No.	Description	Date
4	DTR 2 ISSUANCE UPDATE	2023-03-09
3	DTR 1 ISSUANCE	2023-02-06
2	GENERAL CLARIFICATION ISSUANCE	2022-11-17
1	DP ISSUANCE	2022-09-23

ARLINGTON GROUP

ENZO
THE EASTERLY 7.82m OF LOT 3, LOT 4 AND LOT 5, BLOCK 11, PLAN 4453 L

Drawing title
EXTERIOR PERSPECTIVE
2

Project number 22-09
Issued 03-08-2023
Drawn by _____ Checked by TS, RN
Drawing number **DP0.4**
Scale _____

C:\Users\jbarthelemy\Documents\2023_03_08 Enzo (DTR-VEL)_D00_Correl_Enzo\Enzo\OUT.dwg 4/12/2023 10:41:43 AM



DAAS
DESIGN AND ARCHITECTURE STUDIO

ARLINGTON GROUP ST

THIS DRAWING IS A COPYRIGHT INSTRUMENT OF SERVICE AND IS THE PROPERTY OF THE CONSULTANT. INFORMATION CONTAINED HEREIN MAY NOT BE REPRODUCED OR COPIED WITHOUT WRITTEN NOTICE.
THIS DRAWING IS NOT TO BE SCALED. THE CONTRACTOR SHALL VERIFY ALL DIMENSIONS, DATUMS AND ELEVATIONS PERTINENT TO DOING THE WORK. THE CONTRACTOR SHALL REPORT DISCREPANCIES AND VARIATIONS TO THE CONSULTANT PRIOR TO COMMENCING THE WORK. THE LATEST ISSUE OF THE DRAWING SHALL BE USED IN THE EXECUTION OF THE WORK.

PROJECT TEAM
ARCHITECT
DAAS DESIGN AND ARCHITECTURE STUDIO
310 - 1032 17 Ave. S.W.
Calgary, AB T2T 0A5
T: 403.714.0459
E: info@daasarchitecture.com
STRUCTURAL ENGINEER
GLOTTMAN SIMPSON
#1025 - 808 4th Avenue SW
Calgary, AB T2P 3E8
T: 403.930.2100
MECHANICAL ENGINEER
REINBOLD ENGINEERING GROUP
110, 5970 Centre Street S.E.
Calgary, AB. T2H 0C1
T: 403.509.1039
ELECTRICAL ENGINEER
DESIGNCORE ENGINEERING LTD.
100 - 4723 1 St SW
Calgary, AB. T2G 4Y8
T: 403.269.2125
CIVIL ENGINEER
WATT CONSULTING GROUP
310 - 3016 5TH AVE NE
CALGARY, AB T2A 6K4
T: 403.273.9001
LANDSCAPE ARCHITECT
NAVAGRAH LANDSCAPE ARCHITECTURE
+ URBAN DESIGN
#204, 337-17TH AVE SW
CALGARY, AB T2S 0A5
T: 403.708.6776
E: info@navagrah.ca

No.	Description	Date
4	DTR 2 ISSUANCE UPDATE	2023-03-09
3	DTR 1 ISSUANCE	2023-02-06
2	GENERAL CLARIFICATION ISSUANCE	2022-11-17
1	DP ISSUANCE	2022-09-23

ARLINGTON GROUP

ENZO
THE EASTERLY 7.62m OF LOT 3, LOT 4 AND LOT 5, BLOCK 11, PLAN 4453 L

Drawing title
EXTERIOR PERSPECTIVE
3

Project number 22-09
Issued 03-08-2023
Drawn by _____ Checked by TS, RN
Drawing number **DP0.5**
Scale _____

C:\Users\jbarthelemy\Documents\2023_03_08\Enzo (DTR-VEL)_D00_Cover_1_Raster\enzo.dwg 4/12/2023 10:41:44 AM



DAAS
DESIGN AND ARCHITECTURE STUDIO

ARLINGTON GROUP ST

THIS DRAWING IS A COPYRIGHT INSTRUMENT OF SERVICE AND IS THE PROPERTY OF THE CONSULTANT. INFORMATION CONTAINED HEREIN MAY NOT BE REPRODUCED OR COPIED WITHOUT WRITTEN NOTICE.
THIS DRAWING IS NOT TO BE SCALED. THE CONTRACTOR SHALL VERIFY ALL DIMENSIONS, DATUMS AND ELEVATIONS PERTINENT TO DOING THE WORK. THE CONTRACTOR SHALL REPORT DISCREPANCIES AND VARIATIONS TO THE CONSULTANT PRIOR TO COMMENCING THE WORK. THE LATEST ISSUE OF THE DRAWING SHALL BE USED IN THE EXECUTION OF THE WORK.

PROJECT TEAM

ARCHITECT
DAAS DESIGN AND ARCHITECTURE STUDIO
310 - 1032 17 Ave. S.W.
Calgary, AB T2T 0A5
T: 403.714.0459
E: info@daasarchitecture.com

STRUCTURAL ENGINEER
GLOTTMAN SIMPSON
#1025 - 808 4th Avenue SW
Calgary, AB T2P 3E8
T: 403.930.2100

MECHANICAL ENGINEER
REINBOLD ENGINEERING GROUP
110, 5970 Centre Street S.E.
Calgary, AB. T2H 0C1
T: 403.509.1039

ELECTRICAL ENGINEER
DESIGNCORE ENGINEERING LTD.
100 - 4723 1 St SW
Calgary, AB. T2G 4Y8
T: 403.269.2125

CIVIL ENGINEER
WATT CONSULTING GROUP
310 - 3016 5TH AVE NE
CALGARY, AB T2A 6K4
T: 403.273.9001

LANDSCAPE ARCHITECT
NAVAGRAH LANDSCAPE ARCHITECTURE
+ URBAN DESIGN
#204, 337-17TH AVE SW
CALGARY, AB T2S 0A5
T: 403.708.8778
E: info@navagrah.ca

4	DTR 2 ISSUANCE UPDATE	2023-03-09
3	DTR 1 ISSUANCE	2023-02-06
2	GENERAL CLARIFICATION ISSUANCE	2022-11-17
1	DP ISSUANCE	2022-09-23

No.	Description	Date
-----	-------------	------

ARLINGTON GROUP

ENZO
THE EASTERLY 7.82m OF LOT 3, LOT 4 AND
LOT 5, BLOCK 11, PLAN 4453 L

Drawing title
EXTERIOR PERSPECTIVE
4

Project number 22-09

Issued 03-08-2023

Drawn by Checked by TS, RN

Drawing number **DP0.6**

Scale

C:\Users\Bachar\Documents\2023_03_08\Enzo (DTR-VEL)_D00_Cover_1_Bachar\ENZO.dwg 4/12/2023 10:41:46 AM



DAAS
DESIGN AND ARCHITECTURE STUDIO

ARLINGTON GROUP ST

THIS DRAWING IS A COPYRIGHT INSTRUMENT OF SERVICE AND IS THE PROPERTY OF THE CONSULTANT. INFORMATION CONTAINED HEREIN MAY NOT BE REPRODUCED OR COPIED WITHOUT WRITTEN NOTICE.
THIS DRAWING IS NOT TO BE SCALED. THE CONTRACTOR SHALL VERIFY ALL DIMENSIONS, DATUMS AND ELEVATIONS PERTINENT TO DOING THE WORK. THE CONTRACTOR SHALL REPORT DISCREPANCIES AND VARIATIONS TO THE CONSULTANT PRIOR TO COMMENCING THE WORK. THE LATEST ISSUE OF THE DRAWING SHALL BE USED IN THE EXECUTION OF THE WORK.

PROJECT TEAM

ARCHITECT
DAAS DESIGN AND ARCHITECTURE STUDIO
310 - 1032 17 Ave. S.W.
Calgary, AB T2T 0A5
T: 403.714.0459
E: info@daasarchitecture.com

STRUCTURAL ENGINEER
GLOTTMAN SIMPSON
#1025 - 808 4th Avenue SW
Calgary, AB T2P 3E8
T: 403.930.2100

MECHANICAL ENGINEER
REINBOLD ENGINEERING GROUP
110, 5970 Centre Street S.E.
Calgary, AB. T2H 0C1
T: 403.509.1039

ELECTRICAL ENGINEER
DESIGNCORE ENGINEERING LTD.
100 - 4723 1 St SW
Calgary, AB. T2G 4Y8
T: 403.269.2125

CIVIL ENGINEER
WATT CONSULTING GROUP
310 - 3016 5TH AVE NE
CALGARY, AB T2A 6K4
T: 403.273.9001

LANDSCAPE ARCHITECT
NAVAGRAH LANDSCAPE ARCHITECTURE
+ URBAN DESIGN
#204, 337-17TH AVE SW
CALGARY, AB T2S 0A5
T: 403.708.6776
E: info@navagrah.ca

No.	Description	Date
4	DTR 2 ISSUANCE UPDATE	2023-03-09
3	DTR 1 ISSUANCE	2023-02-06
2	GENERAL CLARIFICATION ISSUANCE	2022-11-17
1	DP ISSUANCE	2022-09-23

ARLINGTON GROUP

ENZO
THE EASTERLY 7.62m OF LOT 3, LOT 4 AND LOT 5, BLOCK 11, PLAN 4453 L

Drawing title
EXTERIOR PERSPECTIVE
5

Project number 22-09
Issued 03-08-2023
Drawn by _____ Checked by TS, RN
Drawing number **DP0.7**
Scale _____

C:\Users\jbarthelemy\Documents\2023_03_09 Enzo (DTR-VEL)_D00_Cover_1_Raster\ENZO.DWG 4/12/2023 10:41:46 AM

DAAS
DESIGN AND ARCHITECTURE STUDIO

ARLINGTON GROUP

THIS DRAWING IS A COPYRIGHT INSTRUMENT OF SERVICE AND IS THE PROPERTY OF THE CONSULTANT. INFORMATION CONTAINED HEREIN MAY NOT BE REPRODUCED OR COPIED WITHOUT WRITTEN NOTICE.
THIS DRAWING IS NOT TO BE SCALED. THE CONTRACTOR SHALL VERIFY ALL DIMENSIONS, DATUMS AND ELEVATIONS PERTINENT TO DOING THE WORK. THE CONTRACTOR SHALL REPORT DISCREPANCIES AND VARIATIONS TO THE CONSULTANT PRIOR TO COMMENCING THE WORK. THE LATEST ISSUE OF THE DRAWING SHALL BE USED IN THE EXECUTION OF THE WORK.

PROJECT TEAM
ARCHITECT
DAAS DESIGN AND ARCHITECTURE STUDIO
310 - 1032 17 Ave. S.W.
Calgary, AB T2T 0A5
T: 403.714.0459
E: info@daasarchitecture.com
STRUCTURAL ENGINEER
GLOTTMAN SIMPSON
#1025 - 808 4th Avenue SW
Calgary, AB T2P 3E8
T: 403.930.2100
MECHANICAL ENGINEER
REINBOLD ENGINEERING GROUP
110, 5970 Centre Street S.E.
Calgary, AB. T2H 0C1
T: 403.509.1039
ELECTRICAL ENGINEER
DESIGNCORE ENGINEERING LTD.
100 - 4723 1 St SW
Calgary, AB. T2G 4Y8
T: 403.269.2125
CIVIL ENGINEER
WATT CONSULTING GROUP
310 - 3016 5TH AVE NE
CALGARY, AB T2A 6K4
T: 403.273.9001
LANDSCAPE ARCHITECT
NAVAGRAH LANDSCAPE ARCHITECTURE
#204, 337-17TH AVE SW
CALGARY, AB T2S 0A5
T: 403.708.8778
E: info@navagrah.ca

4	DTR 2 ISSUANCE UPDATE	2023-03-09
3	DTR 1 ISSUANCE	2023-02-06
2	GENERAL CLARIFICATION ISSUANCE	2022-11-17
1	DP ISSUANCE	2022-09-23

ARLINGTON GROUP

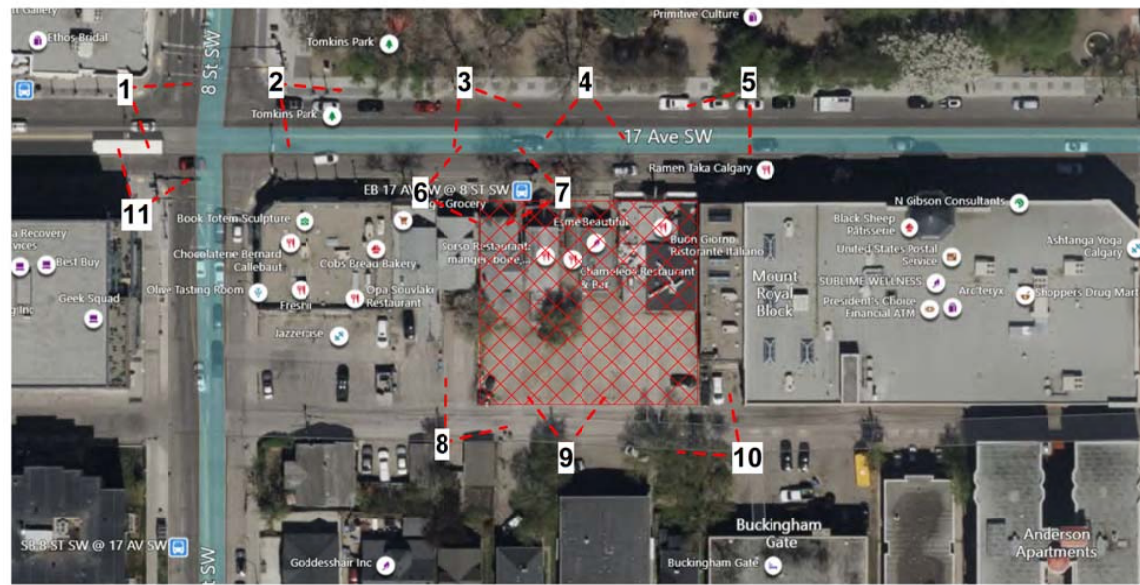
ENZO
THE EASTERLY 7.62m OF LOT 3, LOT 4 AND LOT 5, BLOCK 11, PLAN 4453 L

Drawing title
EXISTING SITE SURVEY

Project number: 22-09
Issued: 03-08-2023
Drawn by: MD Checked by: TS, RN
Drawing number: **DP1.1**
Scale:

C:\Users\flawless\Documents\2023_03_08\Enzo (DTR-VEL)_P20_Central_Restaurant\GOUT.rvt
4/12/2023 10:41:46 AM





0 SITE PHOTO KEY PLAN
DP1.2




1 SITE PHOTO 1
DP1.2 1:400



2 SITE PHOTO 2
DP1.2 1:400



3 SITE PHOTO 3
DP1.2 1:400



4 SITE PHOTO 4
DP1.2 1:400




5 SITE PHOTO 5
DP1.2 1:400




6 SITE PHOTO 6
DP1.2 1:400



7 SITE PHOTO 7
DP1.2 1:400




8 SITE PHOTO 8
DP1.2 1:400



9 SITE PHOTO 9
DP1.2 1:400



10 SITE PHOTO 10
DP1.2 1:400



11 SITE PHOTO 11
DP1.2 1:400

DAAS
DESIGN AND ARCHITECTURE STUDIO

ARLINGTON GROUPST

THIS DRAWING IS A COPYRIGHT INSTRUMENT OF SERVICE AND IS THE PROPERTY OF THE CONSULTANT. INFORMATION CONTAINED HEREIN MAY NOT BE REPRODUCED OR COPIED WITHOUT WRITTEN NOTICE.
THIS DRAWING IS NOT TO BE SCALED. THE CONTRACTOR SHALL VERIFY ALL DIMENSIONS, DATUMS AND ELEVATIONS PERTINENT TO DOING THE WORK. THE CONTRACTOR SHALL REPORT DISCREPANCIES AND VARIATIONS TO THE CONSULTANT PRIOR TO COMMENCING THE WORK. THE LATEST ISSUE OF THE DRAWING SHALL BE USED IN THE EXECUTION OF THE WORK.

PROJECT TEAM
ARCHITECT
DAAS DESIGN AND ARCHITECTURE STUDIO
310 - 1032 17 Ave. S.W.
Calgary, AB T2T 0A5
T: 403.714.0459
E: info@daasarchitecture.com
STRUCTURAL ENGINEER
GLOTTMAN SIMPSON
#1025 - 808 4th Avenue SW
Calgary, AB T2P 3E8
T: 403.930.2100
MECHANICAL ENGINEER
REINBOLD ENGINEERING GROUP
110, 5970 Centre Street S.E.
Calgary, AB. T2H 0C1
T: 403.509.1039
ELECTRICAL ENGINEER
DESIGNCORE ENGINEERING LTD.
100 - 4723 1 St SW
Calgary, AB. T2G 4Y8
T: 403.269.2125
CIVIL ENGINEER
WATT CONSULTING GROUP
310 - 3016 5TH AVE NE
CALGARY, AB T2A 6K4
T: 403.273.9001
LANDSCAPE ARCHITECT
NAVAGRAH LANDSCAPE ARCHITECTURE
+ URBAN DESIGN
#204, 337-17TH AVE SW
CALGARY, AB T2S 0A5
T: 403.708.8778
E: info@navagrah.ca

No.	Description	Date
4	DTR 2 ISSUANCE UPDATE	2023-03-09
3	DTR 1 ISSUANCE	2023-02-06
2	GENERAL CLARIFICATION ISSUANCE	2022-11-17
1	DP ISSUANCE	2022-09-23

ARLINGTON GROUP
ENZO
THE EASTERLY 7.82m OF LOT 3, LOT 4 AND LOT 5, BLOCK 11, PLAN 4453 L
Drawing title
SITE PHOTOS
Project number 22-09
Issued 03-08-2023
Drawn by NC,MD Checked by TS,RN
Drawing number **DP1.2**
Scale As indicated

C:\Users\khalid\Documents\2023_03_08 Enzo (DTR-VEL_F02_Correl)_khalid\G011.rvt 4/12/2023 10:41:52 AM

DAAS
DESIGN AND ARCHITECTURE STUDIO

ARLINGTON GROUP

THIS DRAWING IS A COPYRIGHT INSTRUMENT OF SERVICE AND IS THE PROPERTY OF THE CONSULTANT. INFORMATION CONTAINED HEREIN MAY NOT BE REPRODUCED OR COPIED WITHOUT WRITTEN NOTICE.
THIS DRAWING IS NOT TO BE SCALED. THE CONTRACTOR SHALL VERIFY ALL DIMENSIONS, DATUMS AND ELEVATIONS PRIOR TO DOING THE WORK. THE CONTRACTOR SHALL BE RESPONSIBLE FOR OBTAINING ALL NECESSARY PERMITS AND APPROVALS FROM THE APPLICABLE AGENCIES PRIOR TO COMMENCING THE WORK. THE LATEST ISSUE OF THE DRAWING SHALL BE USED IN THE EXECUTION OF THE WORK.

PROJECT TEAM
ARCHITECT
DAAS DESIGN AND ARCHITECTURE STUDIO
310 - 1032 17 Ave. S.W.
Calgary, AB T2T 0A5
T: 403.714.0459
E: info@daasarchitecture.com
STRUCTURAL ENGINEER
GLOTTMAN SIMPSON
#1025 - 808 4th Avenue SW
Calgary, AB T2P 3E8
T: 403.930.2100
MECHANICAL ENGINEER
REINBOLD ENGINEERING GROUP
110, 5970 Centre Street S.E.
Calgary, AB T2H 0C1
T: 403.509.1039
ELECTRICAL ENGINEER
DESIGNCORE ENGINEERING LTD.
100 - 4723 1 St SW
Calgary, AB T2G 4Y8
T: 403.269.2125
CIVIL ENGINEER
WATT CONSULTING GROUP
310 - 3016 5TH AVE NE
CALGARY, AB T2A 6K4
T: 403.273.9001
LANDSCAPE ARCHITECT
NAVAGRAH LANDSCAPE ARCHITECTURE
+ URBAN DESIGN
#204, 337-17TH AVE SW
CALGARY, AB T2S 0A5
T: 403.708.8778
E: info@navagrah.ca

SITE STATISTICS

LEGAL DESCRIPTION:
THE EASTERLY 7.62m OF LOT 3, LOT 4 AND LOT 5, BLOCK 11, PLAN 4453 L
CIVIC ADDRESS:
823-829 17TH AVENUE SW, CALGARY, ALBERTA T2T 0A1
ZONING: DC 102D2019
SITE AREA: 1,393.698 m² 100.00%
BUILDING AREA: 1,101.01 m² 79.00%
DENSITY:
PROPOSED UNITS NUMBER: 70
UPH (THE DENSITY IN UNITS PER HECTARE): 502

LANDSCAPE AREA:
REFER TO LANDSCAPE

NOTE:
FOR LANDSCAPE DETAIL INFORMATION REFER TO LANDSCAPE PLANS INCLUDED IN THIS PACKAGE.

SITE LEGEND

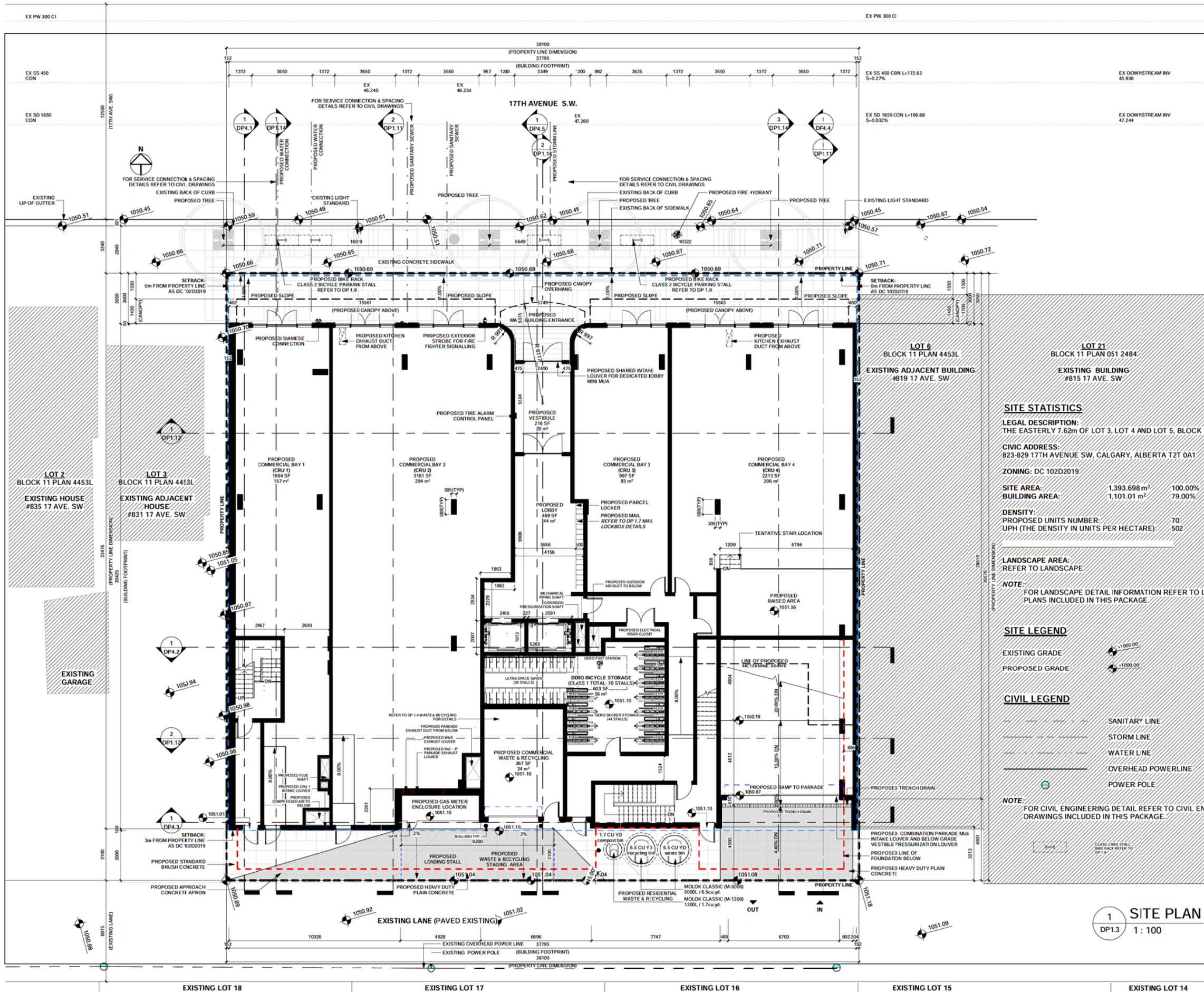
EXISTING GRADE
PROPOSED GRADE

CIVIL LEGEND

SANITARY LINE
STORM LINE
WATER LINE
OVERHEAD POWERLINE
POWER POLE

NOTE:
FOR CIVIL ENGINEERING DETAIL REFER TO CIVIL ENGINEERING DRAWINGS INCLUDED IN THIS PACKAGE.

1 SITE PLAN
DP1.3 1:100

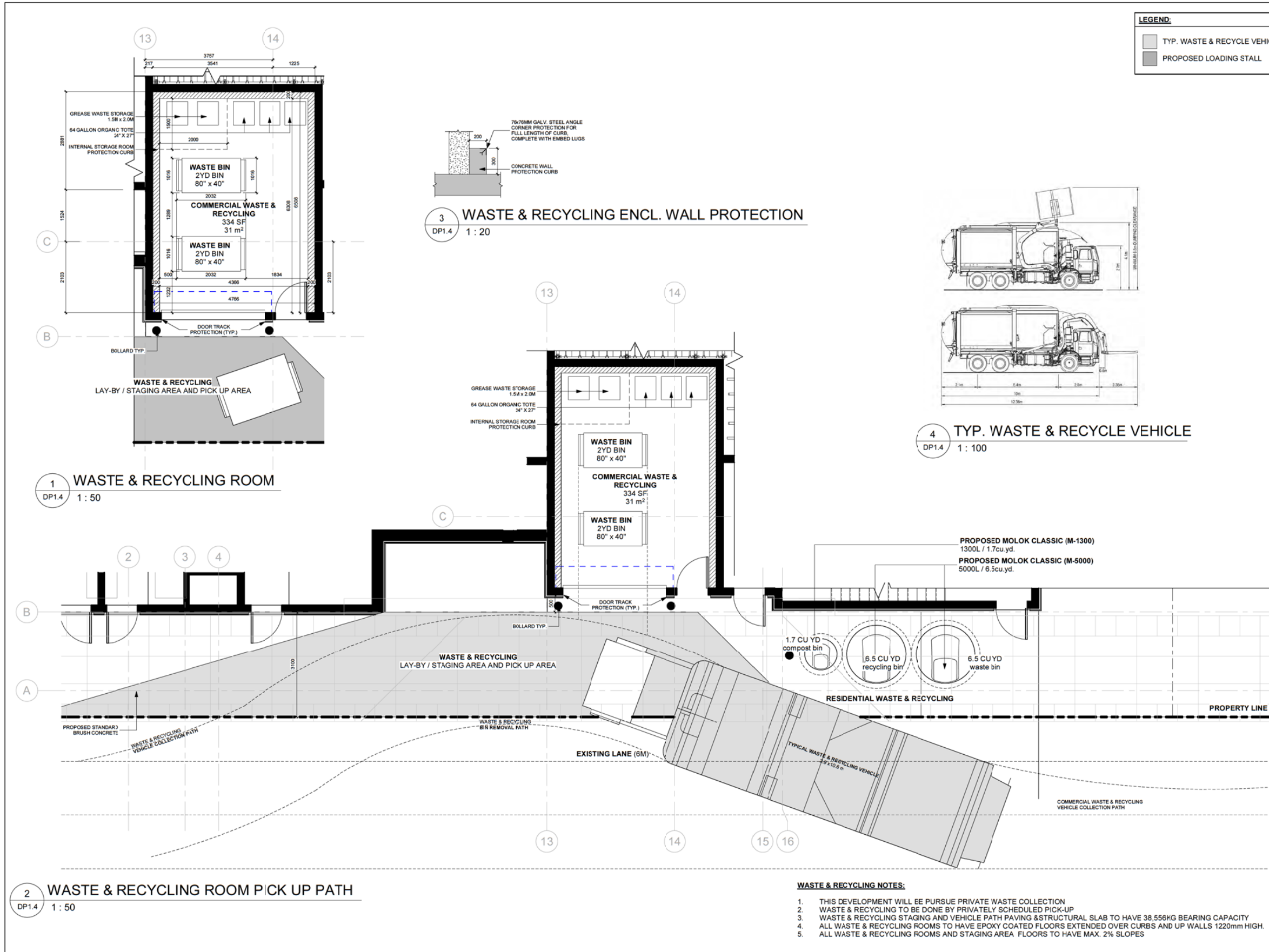


ARLINGTON GROUP

ENZO
THE EASTERLY 7.62m OF LOT 3, LOT 4 AND LOT 5, BLOCK 11, PLAN 4453 L

SITE PLAN

Project number	22-09
Issued	03-08-2023
Drawn by	MD, RA
Checked by	TS, RN
Drawing number	DP1.3
Scale	1:100



LEGEND:
 [Symbol] TYP. WASTE & RECYCLE VEHICLE
 [Symbol] PROPOSED LOADING STALL

DAAS
DESIGN AND ARCHITECTURE STUDIO

ARLINGTON GROUP ST

THIS DRAWING IS A COPYRIGHT INSTRUMENT OF SERVICE AND IS THE PROPERTY OF THE CONSULTANT. INFORMATION CONTAINED HEREIN MAY NOT BE REPRODUCED OR COPIED WITHOUT WRITTEN NOTICE.

THIS DRAWING IS NOT TO BE SCALED. THE CONTRACTOR SHALL VERIFY ALL DIMENSIONS, DATUMS AND ELEVATIONS PERTINENT TO DOING THE WORK. THE CONTRACTOR SHALL BE RESPONSIBLE FOR OBTAINING ALL NECESSARY PERMITS AND VARIATIONS TO THE DRAWING PRIOR TO COMMENCING THE WORK. THE LATEST ISSUE OF THE DRAWING SHALL BE USED IN THE EXECUTION OF THE WORK.

PROJECT TEAM

ARCHITECT
DAAS DESIGN AND ARCHITECTURE STUDIO
310 - 1032 17 Ave. S.W.
Calgary, AB T2T 0A5
T: 403.714.0459
E: info@daasarchitecture.com

STRUCTURAL ENGINEER
GLOTTMAN SIMPSON
#1025 - 808 4th Avenue SW
Calgary, AB T2P 3E8
T: 403.930.2100

MECHANICAL ENGINEER
REINBOLD ENGINEERING GROUP
110, 5970 Centre Street S.E.
Calgary, AB. T2H 0C1
T: 403.509.1039

ELECTRICAL ENGINEER
DESIGNCORE ENGINEERING LTD.
100 - 4723 1 St SW
Calgary, AB. T2G 4Y8
T: 403.269.2125

CIVIL ENGINEER
WATT CONSULTING GROUP
310 - 3016 5TH AVE NE
CALGARY, AB T2A 6K4
T: 403.273.9001

LANDSCAPE ARCHITECT
NAVAGRAH LANDSCAPE ARCHITECTURE
+ URBAN DESIGN
#204, 337-17TH AVE SW
CALGARY, AB T2S 0A5
T: 403.708.8778
E: info@navagrah.ca

No.	Description	Date
4	OTR 2 ISSUANCE UPDATE	2023-03-09
3	OTR 1 ISSUANCE	2023-02-06
2	GENERAL CLARIFICATION ISSUANCE	2022-11-17
1	DP ISSUANCE	2022-09-23

ARLINGTON GROUP

ENZO
THE EASTERLY 7.62m OF LOT 3, LOT 4 AND LOT 5, BLOCK 11, PLAN 4453 L

Drawing title
COMMERCIAL WASTE AND RECYCLING DETAILS

Project number: 22-09
 Issued: 03-08-2023
 Drawn by: MD,MR, RA | Checked by: TS, RN
 Drawing number: **DP1.4**
 Scale: As indicated

- WASTE & RECYCLING NOTES:**
1. THIS DEVELOPMENT WILL BE PURSUE PRIVATE WASTE COLLECTION
 2. WASTE & RECYCLING TO BE DONE BY PRIVATELY SCHEDULED PICK-UP
 3. WASTE & RECYCLING STAGING AND VEHICLE PATH PAVING & STRUCTURAL SLAB TO HAVE 38,556KG BEARING CAPACITY
 4. ALL WASTE & RECYCLING ROOMS TO HAVE EPOXY COATED FLOORS EXTENDED OVER CURBS AND UP WALLS 1220mm HIGH.
 5. ALL WASTE & RECYCLING ROOMS AND STAGING AREA FLOORS TO HAVE MAX. 2% SLOPES

DAAS
DESIGN AND ARCHITECTURE STUDIO

ARLINGTON GROUP ST

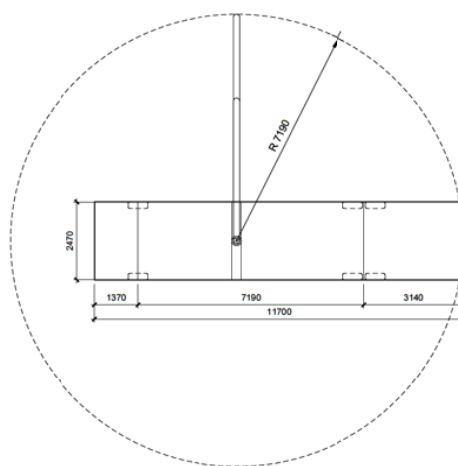
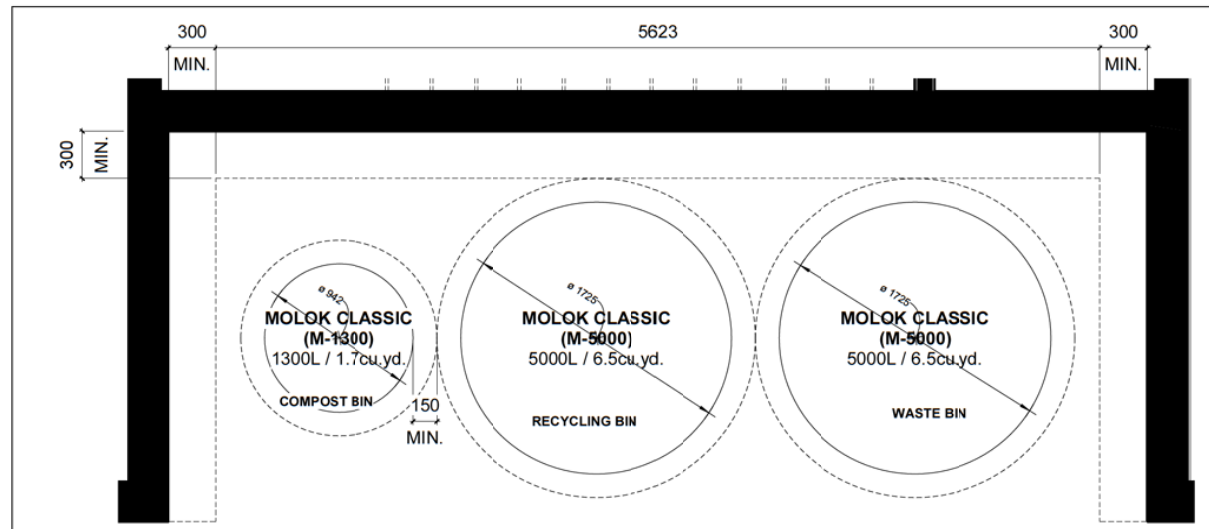
THIS DRAWING IS A COPYRIGHT INSTRUMENT OF SERVICE AND IS THE PROPERTY OF THE CONSULTANT. INFORMATION CONTAINED HEREIN MAY NOT BE REPRODUCED OR COPIED WITHOUT WRITTEN NOTICE.
THIS DRAWING IS NOT BE SCALED. THE CONTRACTOR SHALL VERIFY ALL DIMENSIONS, DATUMS AND ELEVATIONS PERTINENT TO DOING THE WORK. THE CONTRACTOR SHALL VERIFY THE EXISTING CONDITIONS AND VARIATIONS TO THE CONSTRUCTION PRIOR TO COMMENCING THE WORK. THE LATEST ISSUE OF THE DRAWING SHALL BE USED IN THE EXECUTION OF THE WORK.

PROJECT TEAM
ARCHITECT
DAAS DESIGN AND ARCHITECTURE STUDIO
310 - 1032 17 Ave. S.W.
Calgary, AB T2T 0A5
T: 403.714.0459
E: info@daasarchitecture.com
STRUCTURAL ENGINEER
GLOTMAN SIMPSON
#1025 - 808 4th Avenue SW
Calgary, AB T2P 3E8
T: 403.930.2100
MECHANICAL ENGINEER
REINBOLD ENGINEERING GROUP
110, 5970 Centre Street S.E.
Calgary, AB. T2H 0C1
T: 403.509.1039
ELECTRICAL ENGINEER
DESIGNCORE ENGINEERING LTD.
100 - 4723 1 St SW
Calgary, AB. T2G 4Y8
T: 403.269.2125
CIVIL ENGINEER
WATT CONSULTING GROUP
310 - 3016 5TH AVE NE
CALGARY, AB T2A 6K4
T: 403.273.9001
LANDSCAPE ARCHITECT
NAVAGRAH LANDSCAPE ARCHITECTURE
+ URBAN DESIGN
#204, 337-17TH AVE SW
CALGARY, AB T2S 0A5
T: 403.708.8778
E: info@navagrah.ca

No.	Description	Date
4	DTR 2 ISSUANCE UPDATE	2023-03-09
3	DTR 1 ISSUANCE	2023-02-06
2	GENERAL CLARIFICATION ISSUANCE	2022-11-17
1	DP ISSUANCE	2022-09-23

ARLINGTON GROUP
ENZO
THE EASTERLY 7.82m OF LOT 3, LOT 4 AND LOT 5, BLOCK 11, PLAN 4453 L
Drawing title
RESIDENTIAL WASTE AND RECYCLING DETAILS
Project number 22-09
Issued 03-08-2023
Drawn by Author Checked by Checker
Drawing number **DP1.5**
Scale As indicated

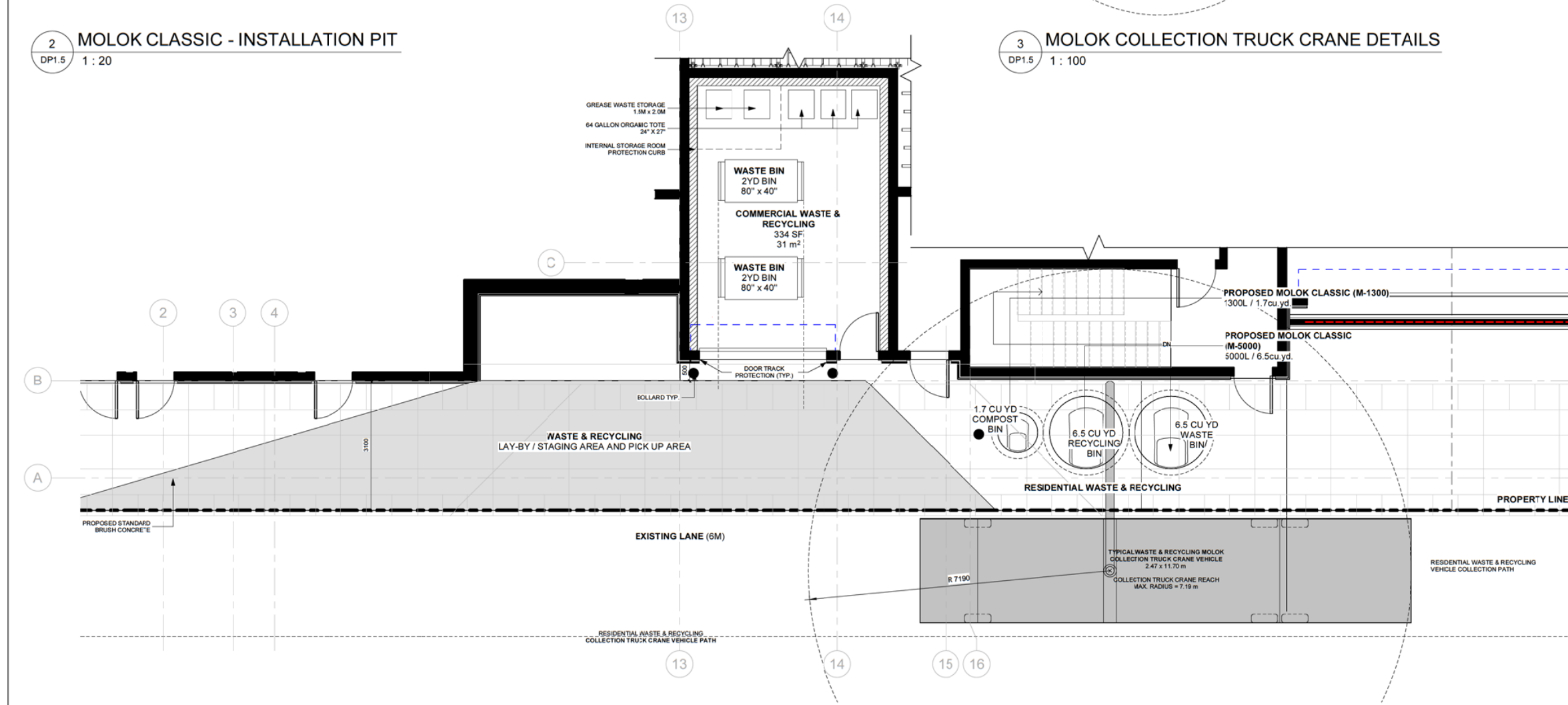
C:\Users\kashish\Documents\2023_03_08\Enzo (DTR-VEL)_R20_Cover\Enzo\Detail\DP1.5.rvt 4/12/2023 10:41:59 AM



MOLOK COLLECTION TRUCK CRANE DIMENSIONS (IN METERS)
WIDTH: 2.47
TRACK: 2.47
LOCK TO LOCK TIME: 6.00
STEERING ANGLE: 53.0

2 MOLOK CLASSIC - INSTALLATION PIT
DP1.5 1 : 20

3 MOLOK COLLECTION TRUCK CRANE DETAILS
DP1.5 1 : 100



1 RESIDENTIAL WASTE & RECYCLING ROOM PICK UP PATH
DP1.5 1 : 50

Installation instructions
MolokClassic®

TRANSPORT AND HANDLING OF THE CONTAINERS

Handle the container carefully. Do not roll or drop the container. Do not lay the container on its side. Lift the container only from the lifting loops provided from the factory. Attach the lifting loops to a lifting chain with minimum 1500 mm long tethers. Always lift the container vertically straight. Use of lifting beam is recommended.

CONTENTS OF DELIVERY

Main lid, lifting bag and other accessories are either factory installed, located inside the container or delivered with a separate pallet. If the main lid is delivered inside the container, remove it in order for it to regain its original shape.

INSTALLATION SITE

Clarify following issues concerning the installation site: soil type, the location of communication and electricity cables, water, sewage and drainage pipes and other issues worth of notice. To allow safe emptying, a sufficient clearance space must be provided around the container (notice also eaves, branches, overhead cables etc.). According to Molok Ltd's recommendation, the distance of the container from any permanent structures should be min. 500 mm for the container to function properly. Also take notice of the access of the emptying vehicle near the containers during winter conditions. The distance between individual Molok® containers should be minimum 300 mm.

INSTALLATION

Subsurface drainage is recommended for areas where the terrain contains clay or silt. When installing a group of containers, the top aluminium rings on the containers must be at the same level and the front edge of the containers must be in line.

GENERAL INFORMATION

This instruction is valid for all round Molok® container sizes. Additional instruction for 800 l and 300 l containers is delivered with the containers. In order to keep the containers water-proof, **no holes should be drilled in the well body.**



Image 1.1. Construction of the container

Finishing layer

100 mm

Ballast

Crushed gravel 0/16 mm or excavation soil if the soil type is not freezing (e.g. clay, silt). Stones with diameter more than 100 mm have to be removed from the ballast.

Filter cloth may be used between the ballast and the 16-32 mm crushed stone.

Gravel 16 - 32

min. 500 mm layer

Crushed gravel 0/16

min. 50 mm layer



Image 2.1. Installation pit

1. Dig the installation pit according to the measurements in the image 2. The pit should be 600 mm wider than the diameter of the container. Level the bottom carefully with spirit level and compact the ground if needed. (Image 3.1.)

Diameter of the installation pit:
MolokClassic®-container 5 m³ 2150 mm
MolokClassic®-container 3 m³ and 1,3 m³ 1750 mm

2. **Preparing 800 l and 300 l containers:**
Fasten the anchor steel into the bottom insert according to a separate instruction manual provided.

Preparing 5 m³, 3 m³ and 1,3 m³ containers:
Fix the plastic bottom anchors into the container with two bolts each (bolts are tightened max. 25 Nm). (Image 3.2.)

3. Lift the container to the installation pit by using lifting loops. The use of lifting beam is recommended (Image 3.3.)

4. Align the lid opening by using the sign in the front panel.
5. Use a spirit level to ensure the container is straight and level. **Depending on the installation site**, use the spirit level either:
A. on top of the aluminium ring (lid and lifting bag removed) **OR**
B. from the sides of the container

6. Fill the pit as described in the image 2. With a light compactor, compact the filling soil carefully with every 200 mm layer. We recommend to use max. 100 kg round compactor. (Image 3.5.)

7. Make sure that the finishing layer slopes slightly downward from the container.

Molok Oy, Nosturinkatu 16, 37170 Nokia, Finland, Tel. +358 10 3429 800, molok@molok.com, www.molok.com

Molok Oy, Nosturinkatu 16, 37170 Nokia, Finland, Tel. +358 10 3429 800, molok@molok.com, www.molok.com

1. ANCHORING THE CONTAINER TO DRY OR SLIGHTLY MOIST SOIL

Make sure that the soil type has proper water drainage: such soil types are for example silt, grit and moraine.

Install the containers according to the instructions given on page 2. Molok Ltd recommends the use of N-1 class filter cloth between ballast and gravel.

If the soil type seems to have poor drainage or if the installation pit collects surface water, consider installing the containers according to point 3 below.

2. INSTALLING 5,0 M³ CONTAINER TO WET SOIL OR SOIL WITH CLAY

Fasten the bottom anchors to container according to instructions on page 2, point 2. Use N1-Filter Cloth on the bottom of the pit under the layer of Crushed gravel. Install a plywood plate (# 15 mm, 820x300 mm) as an extra anchor between every bottom anchor. Install the plywood plate on top of the bottom anchors in a way that the center of the plate touches the container on the inside and is in level with the bottom anchors on the outside. Fasten the plywood plate by screwing it from both ends to the bottom anchors, for example with 4x40 mm screws.

Finish the installation according to the instructions on page 2, points 3-7. Note to use filter cloth also between ballast and gravel.

3. INSTALLING TO A VERY WET SOIL

Begin the installation according to points 1-5 on page 2. Begin filling with crushed gravel, for example 0/16 mm, compacting in every 300 mm. Cast 1 m³ ready-mixed concrete (for example K30, #16 mm, S3) on the gravel, and around the container. Make sure that the container does not move during concreting. Finish the filling according to point 6 on page 2.

Finish the installation according to the instructions on page 2, point 7.

AFTER THE INSTALLATION (images on page 3)

1. Remove the plastic cover that protects the containers (image 3.6).
2. Remove the two lifting loops from the container (image 3.7).
3. Open and straighten the lifting bags carefully (image 3.8).
4. Check that the bottom of the lifting bag is closed tightly and the rope is placed according to the instructions. It is possible for the lifting bag's closing mechanism to open during delivery.
5. Assemble lifting bag or lifting container inside the well. Fix the main lid on the container (picture 3.8).
6. When using BioSystem container, place a decomposable liner in to the container according to a separate instruction.
7. Clean the surrounding area of installation and packaging material.

All Molok® containers must be installed in accordance with directions supplied in Molok installation instructions. Any deviation from these instructions will result in the installer assuming all liability for any resulting damages.

Molok Oy, Nosturinkatu 16, 37170 Nokia, Finland, Tel. +358 10 3429 800, molok@molok.com, www.molok.com

Molok Oy, Nosturinkatu 16, 37170 Nokia, Finland, Tel. +358 10 3429 800, molok@molok.com, www.molok.com

DAAS
DESIGN AND ARCHITECTURE STUDIO

ARLINGTON GROUP

THIS DRAWING IS A COPYRIGHT INSTRUMENT OF SERVICE AND IS THE PROPERTY OF THE CONSULTANT. INFORMATION CONTAINED HEREIN MAY NOT BE REPRODUCED OR COPIED WITHOUT WRITTEN NOTICE.
THIS DRAWING IS NOT BE SCALED. THE CONTRACTOR SHALL VERIFY ALL DIMENSIONS, DATINGS AND ELEVATIONS PERTINENT TO DOING THE WORK. THE CONTRACTOR SHALL VERIFY DIMENSIONS AND VARIATIONS TO THE CONSULTANT PRIOR TO COMMENCING THE WORK. THE LATEST ISSUE OF THE DRAWING SHALL BE USED IN THE EXECUTION OF THE WORK.

PROJECT TEAM
ARCHITECT
DAAS DESIGN AND ARCHITECTURE STUDIO
310 - 1032 17 Ave. S.W.
Calgary, AB T2T 0A5
T: 403.714.0459
E: info@daasarchitecture.com
STRUCTURAL ENGINEER
GLOTTMAN SIMPSON
#1025 - 808 4th Avenue SW
Calgary, AB T2P 3E8
T: 403.930.2100
MECHANICAL ENGINEER
REINBOLD ENGINEERING GROUP
110, 5970 Centre Street S.E.
Calgary, AB T2H 0C1
T: 403.559.1039
ELECTRICAL ENGINEER
DESIGNCORE ENGINEERING LTD.
100 - 4723 1 St SW
Calgary, AB T2G 4Y8
T: 403.269.2125
CIVIL ENGINEER
WATT CONSULTING GROUP
310 - 3016 5TH AVE NE
CALGARY, AB T2A 6K4
T: 403.273.9001
LANDSCAPE ARCHITECT
NAVAGRAH LANDSCAPE ARCHITECTURE
+ URBAN DESIGN
#204, 337-17TH AVE SW
CALGARY, AB T2S 0A5
T: 403.708.8778
E: info@navagrah.ca

No.	Description	Date
4	OTR 2 ISSUANCE UPDATE	2023-03-09
3	OTR 1 ISSUANCE	2023-02-06
2	GENERAL CLARIFICATION ISSUANCE	2022-11-17
1	OP ISSUANCE	2022-09-23

ARLINGTON GROUP

ENZO
THE EASTERLY 7.82m OF LOT 3, LOT 4 AND LOT 5, BLOCK 11, PLAN 4453 L

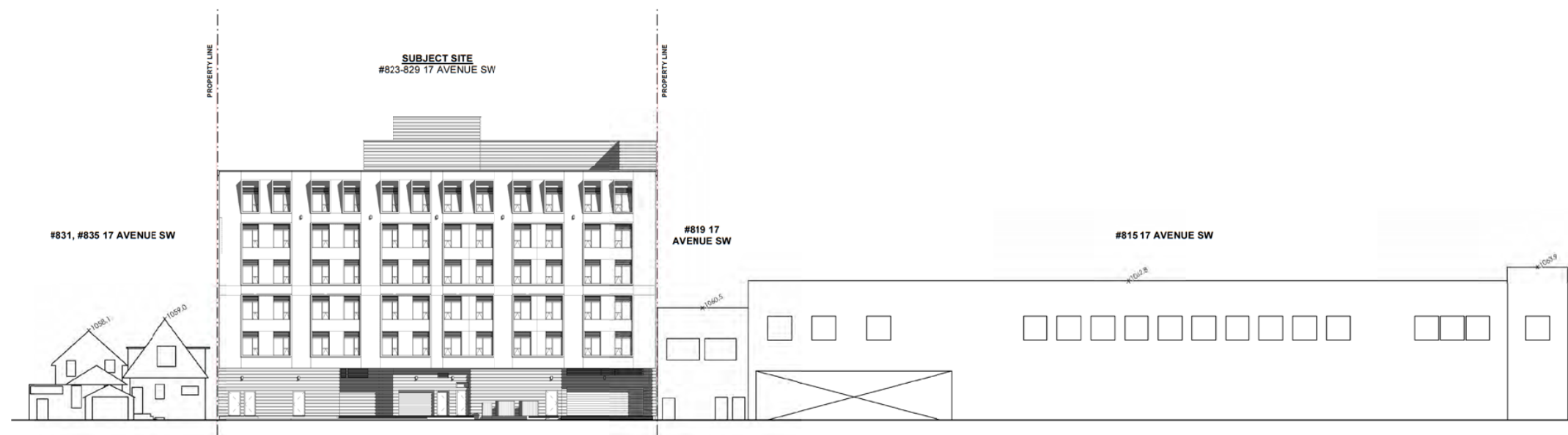
Drawing title
RECYCLING CONTAINER DETAILS

Project number 22-09
Issued 03-08-2023
Drawn by RA, MD Checked by TS, RN
Drawing number **DP1.6**
Scale


C:\Users\hahar\Documents\2023_03_08 Enzo (OTR) VET_P2D_Cover_Landscape\OUT.rvt 4/12/2023 10:41:59 AM



1 CONTEXTUAL NORTH ELEVATION
DP1.7 1:200 (STREET SIDE)



2 CONTEXTUAL SOUTH ELEVATION
DP1.7 1:200 (LANE SIDE)



THIS DRAWING IS A COPYRIGHT INSTRUMENT OF SERVICE AND IS THE PROPERTY OF THE CONSULTANT. INFORMATION CONTAINED HEREIN MAY NOT BE REPRODUCED OR COPIED WITHOUT WRITTEN NOTICE.
THIS DRAWING IS NOT TO BE SCALED. THE CONTRACTOR SHALL VERIFY ALL DIMENSIONS, DATUMS AND ELEVATIONS PERTINENT TO DOING THE WORK. THE CONTRACTOR SHALL REPORT DISCREPANCIES AND VARIATIONS TO THE CONSULTANT PRIOR TO COMMENCING THE WORK. THE LATEST ISSUE OF THE DRAWING SHALL BE USED IN THE EXECUTION OF THE WORK.

PROJECT TEAM

ARCHITECT
DAAS DESIGN AND ARCHITECTURE STUDIO
310 - 1032 17 Ave. S.W.
Calgary, AB T2T 0A5
T: 403.714.0459
E: info@daasarchitecture.com

STRUCTURAL ENGINEER
GLOTTMAN SIMPSON
#1025 - 808 4th Avenue SW
Calgary, AB T2P 3E8
T: 403.930.2100

MECHANICAL ENGINEER
REINBOLD ENGINEERING GROUP
110, 5970 Centre Street S.E.
Calgary, AB T2H 0C1
T: 403.509.1039

ELECTRICAL ENGINEER
DESIGNCORE ENGINEERING LTD.
100 - 4723 1 St SW
Calgary, AB T2G 4Y8
T: 403.269.2125

CIVIL ENGINEER
WATT CONSULTING GROUP
310 - 3016 5TH AVE NE
CALGARY, AB T2A 6K4
T: 403.273.9001

LANDSCAPE ARCHITECT
NAVAGRAH LANDSCAPE ARCHITECTURE
+ URBAN DESIGN
#204, 337-17TH AVE SW
CALGARY, AB T2S 0A5
T: 403.708.6776
E: info@navagrah.ca


No.	Description	Date
4	OTR 2 ISSUANCE UPDATE	2023-03-09
3	OTR 1 ISSUANCE	2023-02-06
2	GENERAL CLARIFICATION ISSUANCE	2022-11-17
1	DP ISSUANCE	2022-09-23

ARLINGTON GROUP

ENZO
THE EASTERLY 7.62m OF LOT 3, LOT 4 AND LOT 5, BLOCK 11, PLAN 4453 L

Drawing title
CONTEXTUAL ELEVATION

Project number 22-09
Issued 03-08-2023
Drawn by MD Checked by TS_RN
Drawing number **DP1.7**
Scale 1:200



THIS DRAWING IS A COPYRIGHT INSTRUMENT OF SERVICE AND IS THE PROPERTY OF THE CONSULTANT. INFORMATION CONTAINED HEREIN MAY NOT BE REPRODUCED OR COPIED WITHOUT WRITTEN NOTICE.

THIS DRAWING IS NOT TO BE SCALED. THE CONTRACTOR SHALL VERIFY ALL DIMENSIONS, DATINGS AND ELEVATIONS PERTINENT TO DOING THE WORK. THE CONTRACTOR SHALL REPORT DISCREPANCIES AND VARIATIONS TO THE CONSULTANT PRIOR TO COMMENCING THE WORK. THE LATEST ISSUE OF THE DRAWING SHALL BE USED IN THE EXECUTION OF THE WORK.

PROJECT TEAM

ARCHITECT
DAAS DESIGN AND ARCHITECTURE STUDIO
310 - 1032 17 Ave. S.W.
Calgary, AB T2T 0A5
T: 403.714.0459
E: info@daasarchitecture.com

STRUCTURAL ENGINEER
GLOTTMAN SIMPSON
#1025 - 808 4th Avenue SW
Calgary, AB T2P 3E8
T: 403.930.2100

MECHANICAL ENGINEER
REINBOLD ENGINEERING GROUP
110, 5970 Centre Street S.E.
Calgary, AB. T2H 0C1
T: 403.509.1039

ELECTRICAL ENGINEER
DESIGNCORE ENGINEERING LTD.
100 - 4723 1 St SW
Calgary, AB. T2G 4Y8
T: 403.269.2125

CIVIL ENGINEER
WATT CONSULTING GROUP
310 - 3016 5TH AVE NE
CALGARY, AB T2A 6K4
T: 403.273.9001

LANDSCAPE ARCHITECT
NAVAGRAH LANDSCAPE ARCHITECTURE
+ URBAN DESIGN
#204, 337-17TH AVE SW
CALGARY, AB T2S 0A5
T: 403.708.8778
E: info@navagrah.ca

No.	Description	Date
4	OTR 2 ISSUANCE UPDATE	2023-03-09
3	OTR 1 ISSUANCE	2023-02-06
2	GENERAL CLARIFICATION ISSUANCE	2022-11-17
1	DP ISSUANCE	2022-09-23

ARLINGTON GROUP

ENZO
THE EASTERLY 7.62M OF LOT 3, LOT 4 AND LOT 5, BLOCK 11, PLAN 4453 L

Drawing title
MAIL LOCKBOX DETAILS

Project number: 22-09
Issued: 03-08-2023
Drawn by: MD_MR Checked by: TS_RN
Drawing number: **DP1.8**
Scale:

C:\Users\pbarthele\Documents\2023_03_08\Enzo\OTR\OTR_VEL_P2D_Cover\Mail_Lockbox\DP1.8.rvt

Section B

Apartment buildings
Delivery service options available for apartment buildings are:
- front-loading lockbox assembly
- rear-loading mailroom (mandatory for 100 units or more).

Note: For apartment buildings with 100 or more units, a rear-loading mailroom must be installed.

For a building of this many units, a rear-loading mailroom allows for more efficient delivery of the mail because there is not a large number of panels to continually open and close. Multiple open panels can also hinder the flow and safety of lobby traffic. A mailroom provides a higher degree of security (see Appendix B, sections 5 and 9).



Responsibilities
The developer/owner must:
- supply, install and maintain the mail delivery equipment according to Canada Post specification (see Appendix B);
- provide Canada Post with all the suite or unit numbers (recommended to have numeric characters only and no hyphens or special characters);
- ensure that all the mail delivery equipment is accessible by persons with physical disabilities.

Appendix B

Specifications for lockbox assemblies and mailrooms

Lockbox assemblies
There are a variety of lockbox systems available on the retail market, most of which are in two general categories, front-loading or rear-loading postal box assemblies. Depending on your particular requirements, either of these box types will provide appropriate mail delivery functionality.

- 1. Front-loading lockbox assemblies**
In front-loading lockbox assemblies, access for the delivery personnel is provided through a master door or similar access feature. This permits the delivery personnel to use the same floor space as the customer, thus reducing the overall space required. Two major types of front-loading boxes are available.
 - 1.1 Drop-front lockbox assembly**
The drop-front lockbox assembly (often referred to as a "K" panel) consists of a number of vertical mailboxes banked to form a unit that, when unlocked by the delivery personnel, tilt out at the top to permit the mail to be deposited through the open box tops. Customer access is provided by a side-hinged, individually locked customer compartment door.
 - The assembly is usually used in small residential apartment buildings.
 - It is useful in buildings with 3 to 16 units.
 - It is available in banks of 2 to 8 boxes.
 - It can be mounted into the wall or surface mounted.
 - It is available in limited sizes, but is not suited to commercial or retail tenants.
 - The assembly does not hold parcel-sized boxes.
 - 1.2 Master-door lockbox assembly**
With this style of lockbox assembly, the delivery personnel are provided access to multiple boxes by opening a master door on the front of the assembly. Customer access is provided by a hinged, individually locked customer compartment door. These boxes are available in a number of standard sizes (see section 4).
 - The assembly is available in a variety of sizes that can be mixed to provide for varying tenant needs (see section 4).
 - Larger boxes can be used as parcel compartments.
 - The assembly is available in flush or surface-mounted models.
 - 1.3 Front-loading "B" boxes**
 - They are useful where wall space is limited (taking less area than "K" panels).
 - They can be inserted either fully or partially into a wall or added onto a wall.
 - They can be used in buildings with a large number of tenants if a mailroom cannot be installed or is not feasible.
 - Larger compartments in varying configurations are available (see section 4).


Appendix B

- 2. Rear-loading lockbox assembly**
A rear-loading lockbox assembly which is mandatory for a building over 100 units consists of boxes that are opened from inside a mailroom located directly behind the assembly. The boxes form part of the wall with the front facing the building lobby to provide customer access; the rear of the assembly faces the mailroom where delivery personnel deposit mail into the open backs of the boxes. Mailrooms must comply with Canada Post requirements, as outlined in section 5.

- 3. Choosing postal box assemblies**
Canada Post recommends that the following items be considered when choosing a postal box assembly.
 - 3.1 Size**
Choose a box size that is as large as possible based on the space available. Larger mailboxes provide enhanced mail service and convenience for building tenants:
 - A larger mailbox reduces the need to fold mail items.
 - It holds small packets and parcels.
 - It provides a larger capacity to allow mail accumulation over extended periods (e.g., vacations).
 - 3.2 Parcel compartments**
Include a number of parcel compartments in the final assembly. Boxes allow building tenants to receive larger mail items that will not fit in the individual customer compartment. This reduces the need for the customer to be directed to a local post office to collect such mail items.

Appendix B

4. Lockbox sizes



"B" size
Personal compartments for residential and small business applications. These are minimum size requirements, regardless of front-loading or rear-loading lockbox assemblies. All with 35 cm of minimum (min.) depth.

"C" size
Approximately 13.5 cm x 30.5 cm. Used for larger mail receivers in business buildings. These may also be used as optional parcel compartments if space is at a premium.

"D" size
Approximately 30.5 cm x 30.5 cm. Used for large volume receivers in business applications as well as optional parcel compartments.

Note: When housing lockbox assemblies, one additional compartment must be allowed for housing Canada Post's office lock.

Appendix B

5. Specifications for lockbox assemblies


- Every lockbox assembly must be located adjacent to the main entrance of the building and be readily accessible to delivery personnel. There is to be only one lockbox assembly per building.
 - Every lockbox assembly must be constructed so that delivery personnel, when sorting the mail for that assembly, are not required to reach higher than 170 cm from the finished floor level in order to place mail in the top row of boxes, or lower than 45 cm from the finished floor level in order to place mail in the bottom row of boxes. If the bottom row is composed of parcel compartments, it can be 38 cm from the finished floor level. The entire top and bottom rows of boxes must be contained within these maximum measurements as there is always the potential for full use of the boxes.
 - Every lockbox assembly must be installed with a minimum of 15 cm between the last row of boxes and all adjoining walls that create inside corners. This ensures ease of access to the boxes and applies to all inside corners on the customer side and the postal delivery side of all assemblies.
 - Every lockbox assembly must be constructed and installed in such a manner as to prevent:
 - loss or entrapment of mail,
 - damage to mail,
 - injury to post office delivery personnel,
 - injury to the customer.
 - Each box in a lockbox assembly must be equipped with a door through which mail can be obtained, and every such door must be equipped with a lock.
 - Each box in a lockbox assembly must have a holder in which the name (optional) and apartment suite number of the tenant is placed in such a manner that they are readily visible to the post office delivery personnel when placing mail in the box.
Boxes must be numbered sequentially low to high. Please see page 27 for lockbox sequencing guidelines.
- Note:** Choose well constructed equipment. Quality boxes will provide many years of trouble-free service. Well built mailboxes will ensure that the tenant's mail is always securely protected and that there is minimum risk of injury to customers and delivery personnel and of damage to mail items. Proper installation is also critical to ensure the security of the mail over a long service life (see section 7).

Appendix B

- Every lockbox assembly must be constructed so that delivery personnel have ready access to the lockboxes in the assembly by means of the following:
 - a master lock on the front of the assembly installed not more than 170 cm and not less than 45 cm from the finished floor level;
 - an enclosed room at the rear of the assembly having a working space of at least 100 cm in width; or
 - where there is an open space or public foyer at both the front and rear of the assembly and the means of access described in paragraphs a) and b) are not reasonably obtainable, a cupboard type door at the rear of the assembly that:
 - when closed prevents unauthorized entry;
 - is constructed of metal, 2 cm plywood or other sturdy material;
 - is hinged so that the hinge or hinge-pin cannot be removed from the outside when the doors are closed; and
 - has a master lock that is firmly anchored through the entire thickness of the door and where the door (constructed of a material other than metal) is firmly anchored to a metal plate.
- With regard to the locking mechanism:
 - the master door of access to a lockbox assembly must be fitted with a lock obtained from Canada Post only;
 - the lock referred to in subsection a) must be fitted in such a manner that, when locked, the bolt of the lock is engaged in metal to a depth of at least 4.5 mm; for a copy of the lock template, contact your delivery planner;
 - certain units on the market do not meet specifications to allow the placement of the new Canada Post crown lock; therefore, it is recommended that you contact your delivery planner prior to purchasing and installing the lockbox assembly to ensure that the unit can be fitted with the Canada Post lock; otherwise, all costs to retrofit will be at the expense of the owner.
- The installation of the lock referred to in section 5.8, must be supervised by post office delivery personnel who will retain custody of the key for the lock.
- Any signalling or communication device or other equipment with a function not related to mail delivery that is installed with a lockbox assembly must not permit or require access to the interior of the lockbox assembly in order to use or maintain the device or equipment.

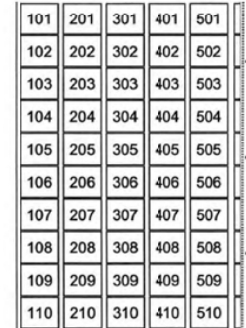
Delivery Planning Standards Manual - April 2015

How to sequence compartments in a typical small front-loading lockbox assembly panel (view from lobby)



- For small front-loading panels, these can be sequenced either top to bottom or across. As long as all boxes in each panel are within arm's reach left and right.
- The delivery agent will open one or two panels at a time, deposit the mail, close lock panels and then move to the next set of panels.

How to sequence compartments in a typical large lockbox assembly with mailroom or large front-loading panel (view from lobby)



- This is the preferred sequencing when all boxes in the panel are not within arm's reach from one angle standing location.
- Within the mailroom, the sequence for each column will be backward for the delivery agent (i.e. the first column on the left is the last column seen in the lobby view).
- Top-to-bottom sequencing allows the delivery agent to stay in one location, while sorting to an entire column before moving sideways to the next. This avoids a constant side-to-side motion or moving from one end of the mailroom to the other and back again. This also prevents bending over for long periods of time, while sorting to the bottom rows.

Appendix B

DAAS
DESIGN AND ARCHITECTURE STUDIO

ARLINGTON GROUP ST

THIS DRAWING IS A COPYRIGHT INSTRUMENT OF SERVICE AND IS THE PROPERTY OF THE CONSULTANT. INFORMATION CONTAINED HEREIN MAY NOT BE REPRODUCED OR COPIED WITHOUT WRITTEN NOTICE.
THIS DRAWING IS NOT TO BE SCALED. THE CONTRACTOR SHALL VERIFY ALL DIMENSIONS, DATUMS AND ELEVATIONS PERTINENT TO DOING THE WORK. THE CONTRACTOR SHALL VERIFY BEST PRACTICES AND STANDARDS TO THE CONSULTANT PRIOR TO COMMENCING THE WORK. THE LATEST ISSUE OF THE DRAWING SHALL BE USED IN THE EXECUTION OF THE WORK.

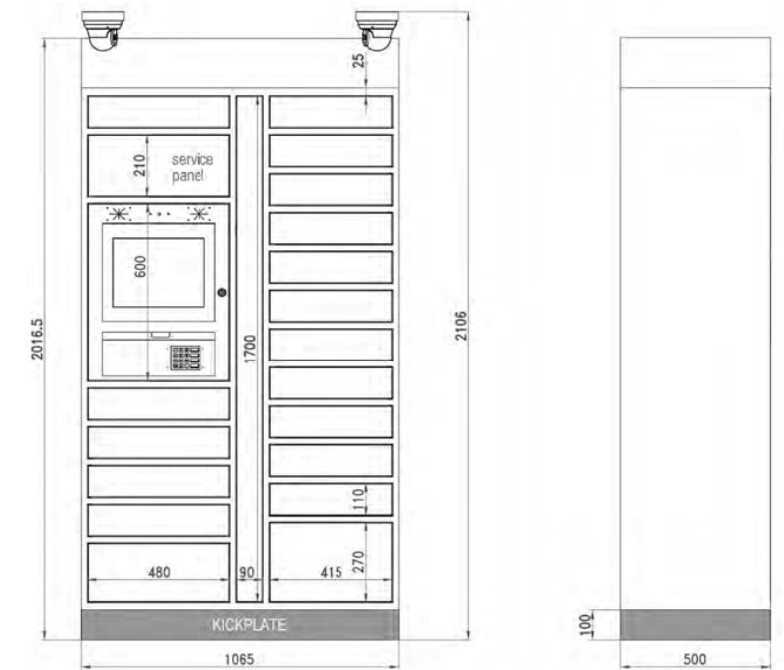
PROJECT TEAM
ARCHITECT
DAAS DESIGN AND ARCHITECTURE STUDIO
310 - 1032 17 Ave. S.W.
Calgary, AB T2T 0A5
T: 403.714.0459
E: info@daasarchitecture.com
STRUCTURAL ENGINEER
GLOTTMAN SIMPSON
#1025 - 808 4th Avenue SW
Calgary, AB T2P 3E8
T: 403.930.2100
MECHANICAL ENGINEER
REINBOLD ENGINEERING GROUP
110, 5970 Centre Street S.E.
Calgary, AB. T2H 0C1
T: 403.509.1039
ELECTRICAL ENGINEER
DESIGNCORE ENGINEERING LTD.
100 - 4723 1 St SW
Calgary, AB. T2G 4Y8
T: 403.269.2125
CIVIL ENGINEER
WATT CONSULTING GROUP
310 - 3016 5TH AVE NE
CALGARY, AB T2A 6K4
T: 403.273.9001
LANDSCAPE ARCHITECT
NAVAGRAH LANDSCAPE ARCHITECTURE
+ URBAN DESIGN
#204, 337-17TH AVE SW
CALGARY, AB T2S 0A5
T: 403.708.8778
E: info@navagrah.ca

No.	Description	Date
4	DTR 2 ISSUANCE UPDATE	2023-03-09
3	DTR 1 ISSUANCE	2023-02-06
2	GENERAL CLARIFICATION RESUANCE	2022-11-17
1	DP ISSUANCE	2022-09-23

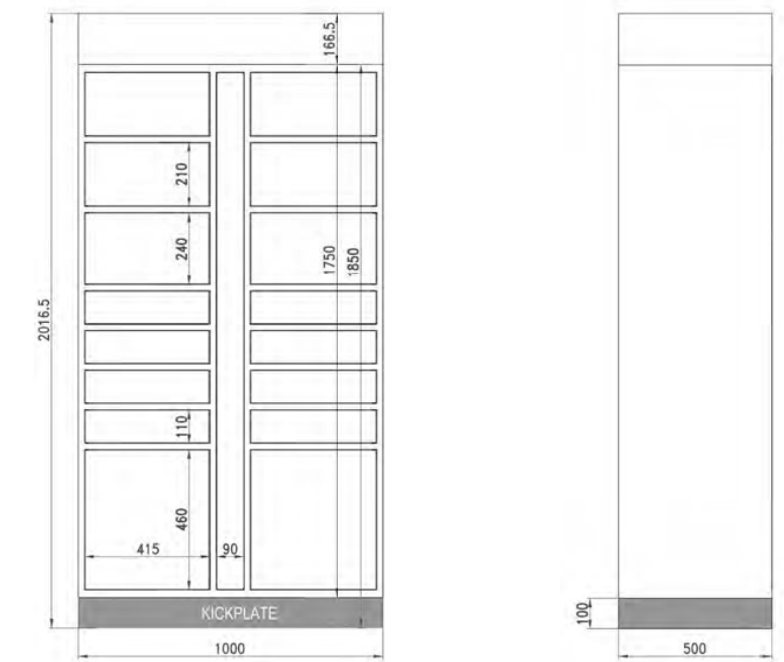
ARLINGTON GROUP
ENZO
THE EASTERLY 7.62m OF LOT 3, LOT 4 AND LOT 5, BLOCK 11, PLAN 4453 L
Drawing title
BICYCLE STORAGE & GENERIC PARCEL LOCKER DETAILS
Project number 22-09
Issued 03-08-2023
Drawn by MD,MR,RA Checked by TS,RN
Drawing number **DP1.9**
Scale

GENERIC PARCEL LOCKER DETAILS


(18-DOOR MASTER PARCEL LOCKER)



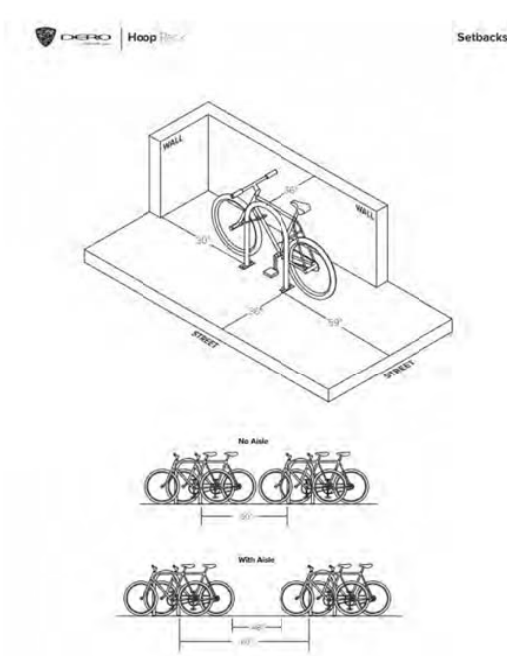
(16-DOOR MASTER PARCEL LOCKER)



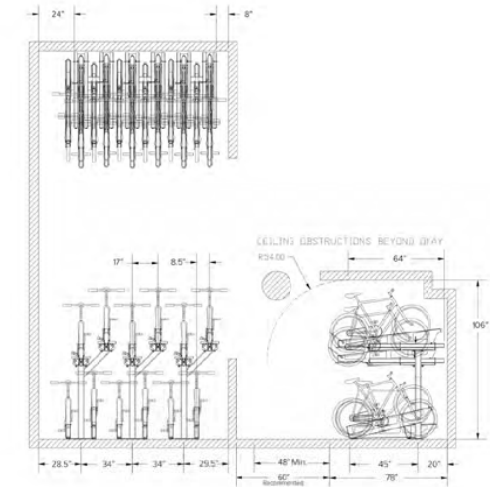
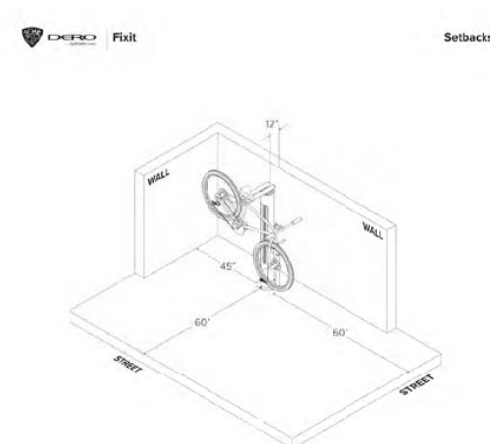
BICYCLE STORAGE DETAILS (CLASS 1)



BICYCLE STORAGE DETAILS (CLASS 2)



BICYCLE REPAIR DETAILS



BRUSHED ALUMINUM INVERTED U SHAPE BIKE RACK

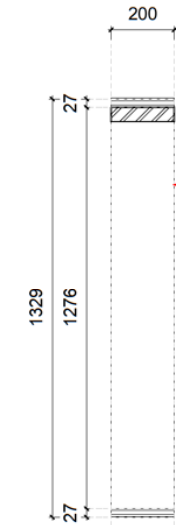


CLASS 1: BICYCLE STORAGE (70 STALLS)
WALL MOUNTED RACK TOTAL: 26 STALLS
ULTRA SPACE SAVER: 26 STALLS
GROUND MOUNTED RACK TOTAL: 44 STALLS
DERO DECKER: 44 STALLS

CLASS 2: BICYCLE STORAGE (8 STALLS)
GROUND MOUNTED RACK TOTAL: 8 STALLS




50" HIGH x 8" THK INDIVIDUAL
HIGH GLOSS METAL SIGNAGE
IN GOLD COLOR
(FONT: PARK LANE NF)



50" HIGH x 8" THK INDIVIDUAL
HIGH GLOSS METAL SIGNAGE IN
GOLD COLOR
(FONT: PARK LANE NF)

1 BUILDING SIGNAGE ELEVATION
DP1.10 1 : 10

2 BUILDING SIGNAGE SECTION
DP1.10 1 : 10



3 BUILDING SIGNAGE PERSPECTIVE
DP1.10

DAAS
DESIGN AND ARCHITECTURE STUDIO

ARLINGTON GROUP ST

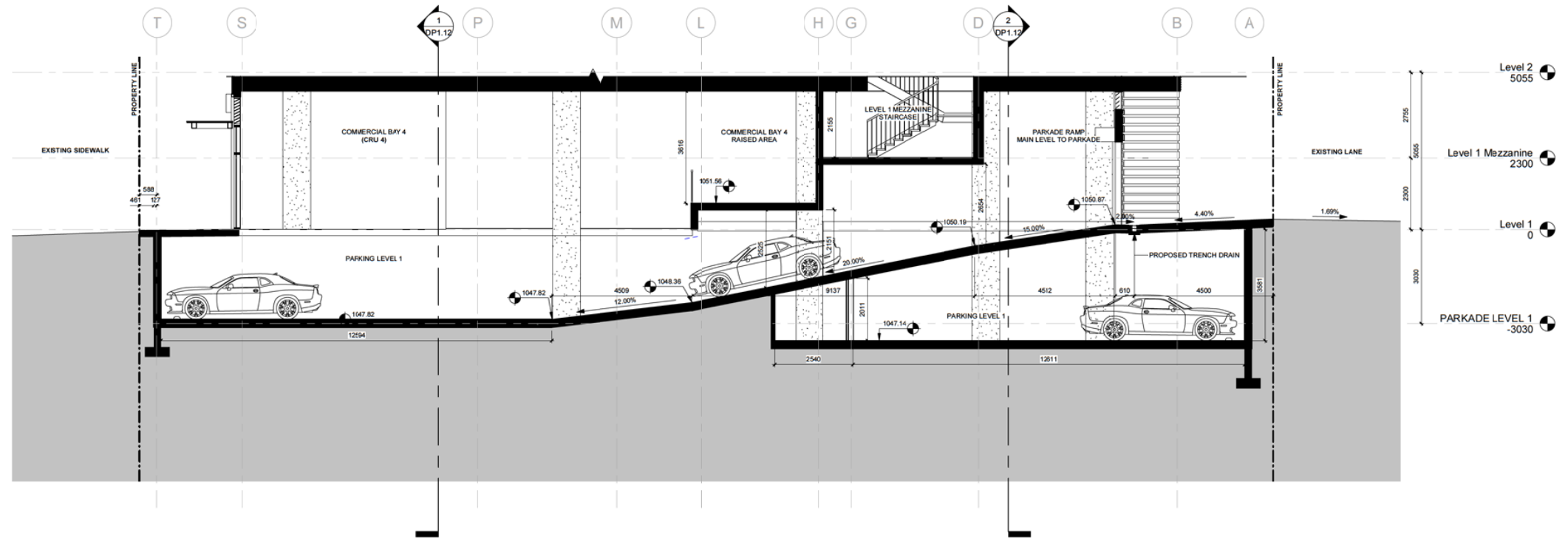
THIS DRAWING IS A COPYRIGHT INSTRUMENT OF SERVICE AND IS THE PROPERTY OF THE CONSULTANT. INFORMATION CONTAINED HEREIN MAY NOT BE REPRODUCED OR COPIED WITHOUT WRITTEN NOTICE.
THIS DRAWING IS NOT TO BE SCALED. THE CONTRACTOR SHALL VERIFY ALL DIMENSIONS, GRADING AND ELEVATIONS PERTINENT TO DOING THE WORK. THE CONTRACTOR SHALL VERIFY ALL DIMENSIONS AND VARIATIONS TO THE CONTRACT DOCUMENTS PRIOR TO COMMENCING THE WORK. THE LATEST ISSUE OF THE DRAWING SHALL BE USED IN THE EXECUTION OF THE WORK.

PROJECT TEAM
ARCHITECT
DAAS DESIGN AND ARCHITECTURE STUDIO
310 - 1032 17 Ave. S.W.
Calgary, AB T2T 0A5
T: 403.714.0459
E: info@daasarchitecture.com
STRUCTURAL ENGINEER
GLOTTMAN SIMPSON
#1025 - 808 4th Avenue SW
Calgary, AB T2P 3E8
T: 403.930.2100
MECHANICAL ENGINEER
REINBOLD ENGINEERING GROUP
110, 5970 Centre Street S.E.
Calgary, AB T2H 0C1
T: 403.509.1039
ELECTRICAL ENGINEER
DESIGNCORE ENGINEERING LTD.
100 - 4723 1 St SW
Calgary, AB T2G 4Y8
T: 403.269.2125
CIVIL ENGINEER
WATT CONSULTING GROUP
310 - 3016 5TH AVE NE
CALGARY, AB T2A 6K4
T: 403.273.9001
LANDSCAPE ARCHITECT
NAVAGRAH LANDSCAPE ARCHITECTURE
+ URBAN DESIGN
#204, 337-17TH AVE SW
CALGARY, AB T2S 0A5
T: 403.708.8778
E: info@navagrah.ca

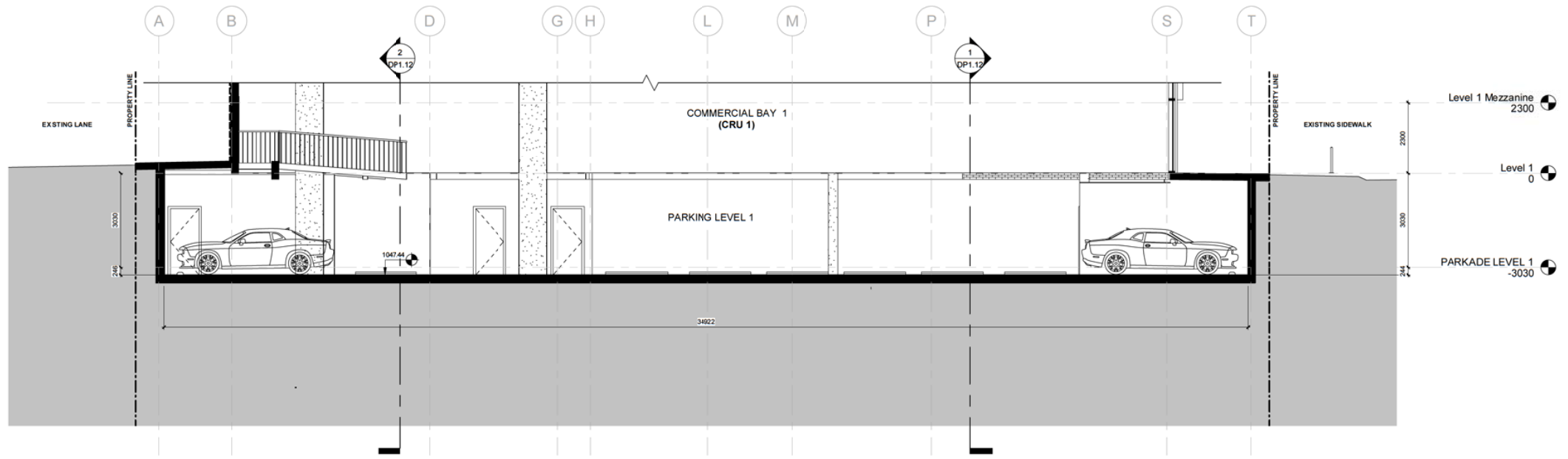
No.	Description	Date
4	DTR 2 ISSUANCE UPDATE	2023-03-09
3	DTR 1 ISSUANCE	2023-02-06
2	GENERAL CLARIFICATION ISSUANCE	2022-11-17
1	DP ISSUANCE	2022-09-23

ARLINGTON GROUP	
ENZO	
THE EASTERLY 7.62m OF LOT 3, LOT 4 AND LOT 5, BLOCK 11, PLAN 4453 L	
Drawing title	
BUILDING SIGNAGE DETAILS	
Project number	22-09
Issued	03-08-2023
Drawn by	Author
Checked by	Checker
Drawing number	DP1.10
Scale	1 : 10

C:\Users\Bachar\Documents\2023_03_09_Enzo (DTR-VEL)_R02_Cover_Sheet.dwg



1 PARKADE RAMP SECTION 1
DP1.11 1 : 75



2 PARKADE RAMP SECTION 2
DP1.11 1 : 75

DAAS
DESIGN AND ARCHITECTURE STUDIO

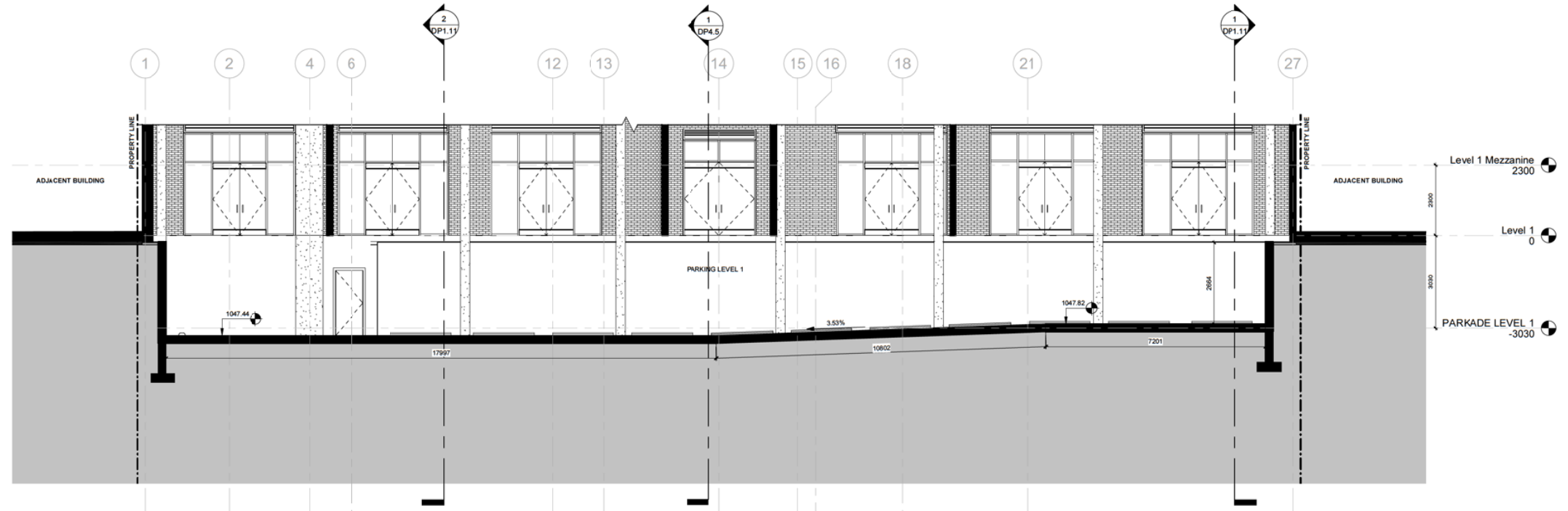
ARLINGTON GROUP

THIS DRAWING IS A COPYRIGHT INSTRUMENT OF SERVICE AND IS THE PROPERTY OF THE CONSULTANT. INFORMATION CONTAINED HEREIN MAY NOT BE REPRODUCED OR COPIED WITHOUT WRITTEN NOTICE.
THIS DRAWING IS NOT TO BE SCALED. THE CONTRACTOR SHALL VERIFY ALL DIMENSIONS, DATUMS AND ELEVATIONS PERTINENT TO DOING THE WORK. THE CONTRACTOR SHALL REPORT DISCREPANCIES AND VARIATIONS TO THE CONSULTANT PRIOR TO COMMENCING THE WORK. THE LATEST ISSUE OF THE DRAWING SHALL BE USED IN THE EXECUTION OF THE WORK.

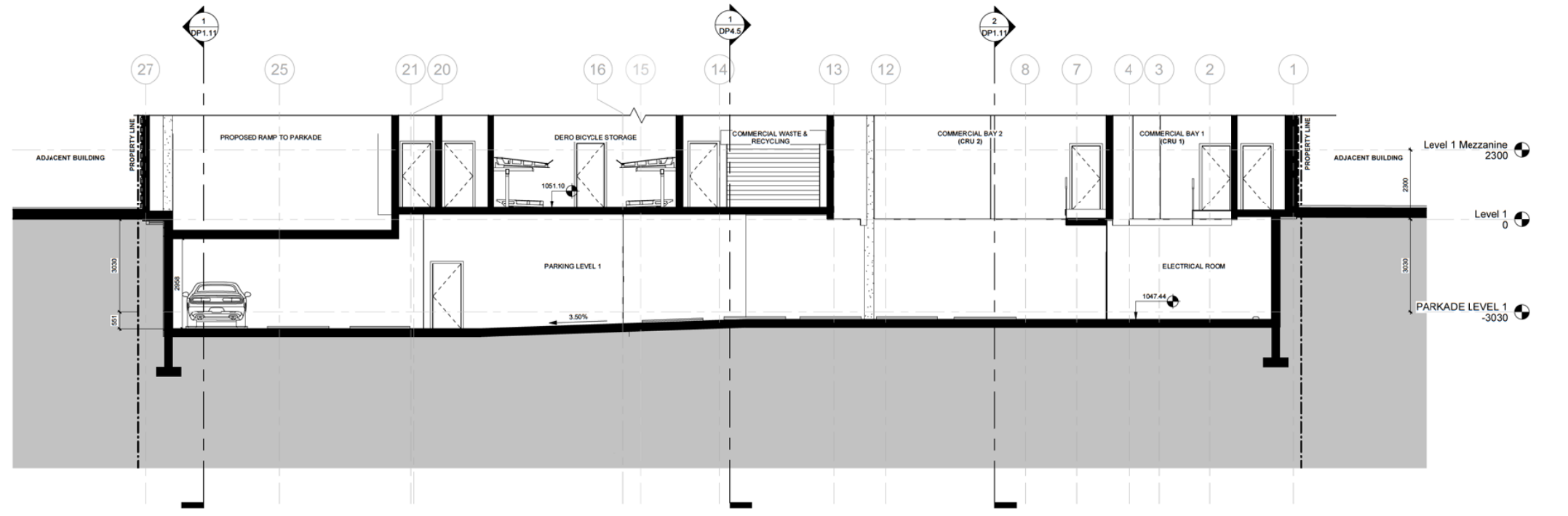
PROJECT TEAM
ARCHITECT
DAAS DESIGN AND ARCHITECTURE STUDIO
310 - 1032 17 Ave. S.W.
Calgary, AB T2T 0A5
T: 403.714.0459
E: info@daasarchitecture.com
STRUCTURAL ENGINEER
GLOTTMAN SIMPSON
#1025 - 808 4th Avenue SW
Calgary, AB T2P 3E8
T: 403.930.2100
MECHANICAL ENGINEER
REINBOLD ENGINEERING GROUP
110, 5970 Centre Street S.E.
Calgary, AB. T2H 0C1
T: 403.509.1039
ELECTRICAL ENGINEER
DESIGNCORE ENGINEERING LTD.
100 - 4723 1 St SW
Calgary, AB. T2G 4Y8
T: 403.269.2125
CIVIL ENGINEER
WATT CONSULTING GROUP
310 - 3016 5TH AVE NE
CALGARY, AB T2A 6K4
T: 403.273.9001
LANDSCAPE ARCHITECT
NAVAGRAH LANDSCAPE ARCHITECTURE
+ URBAN DESIGN
#204, 337-17TH AVE SW
CALGARY, AB T2S 0A5
T: 403.708.8778
E: info@navagrah.ca

No.	Description	Date
4	DTR 2 ISSUANCE UPDATE	2023-03-09
3	DTR 1 ISSUANCE	2023-02-06
2	GENERAL CLARIFICATION ISSUANCE	2022-11-17
1	DP ISSUANCE	2022-09-23


ARLINGTON GROUP
ENZO
THE EASTERLY 7.62m OF LOT 3, LOT 4 AND LOT 5, BLOCK 11, PLAN 4453 L
Drawing title
PARKADE RAMP SECTION
Project number 22-09
Issued 03-08-2023
Drawn by NC Checked by TS, RN
Drawing number **DP1.11**
Scale 1 : 75



1 PARKADE RAMP SECTION 3
DP1.12 1:75



2 PARKADE RAMP SECTION 4
DP1.12 1:75



THIS DRAWING IS A COPYRIGHT INSTRUMENT OF SERVICE AND IS THE PROPERTY OF THE CONSULTANT. INFORMATION CONTAINED HEREIN MAY NOT BE REPRODUCED OR COPIED WITHOUT WRITTEN NOTICE.
THIS DRAWING IS NOT BE SCALED. THE CONTRACTOR SHALL VERIFY ALL DIMENSIONS, DATUMS AND ELEVATIONS PERTINENT TO DOING THE WORK. THE CONTRACTOR SHALL REPORT DISCREPANCIES AND VARIATIONS TO THE CONSULTANT PRIOR TO COMMENCING THE WORK. THE LATEST ISSUE OF THE DRAWING SHALL BE USED IN THE EXECUTION OF THE WORK.

PROJECT TEAM

ARCHITECT
DAAS DESIGN AND ARCHITECTURE STUDIO
310 - 1032 17 Ave. S.W.
Calgary, AB T2T 0A5
T: 403.714.0459
E: info@daasarchitecture.com

STRUCTURAL ENGINEER
GLOTTMAN SIMPSON
#1025 - 808 4th Avenue SW
Calgary, AB T2P 3E8
T: 403.930.2100

MECHANICAL ENGINEER
REINBOLD ENGINEERING GROUP
110, 5970 Centre Street S.E.
Calgary, AB. T2H 0C1
T: 403.509.1039

ELECTRICAL ENGINEER
DESIGNCORE ENGINEERING LTD.
100 - 4723 1 St SW
Calgary, AB. T2G 4Y8
T: 403.269.2125

CIVIL ENGINEER
WATT CONSULTING GROUP
310 - 3016 5TH AVE NE
CALGARY, AB T2A 6K4
T: 403.273.9001

LANDSCAPE ARCHITECT
NAVAGRAH LANDSCAPE ARCHITECTURE
+ URBAN DESIGN
#204, 337-17TH AVE SW
CALGARY, AB T2S 0A5
T: 403.708.6776
E: info@navagrah.ca

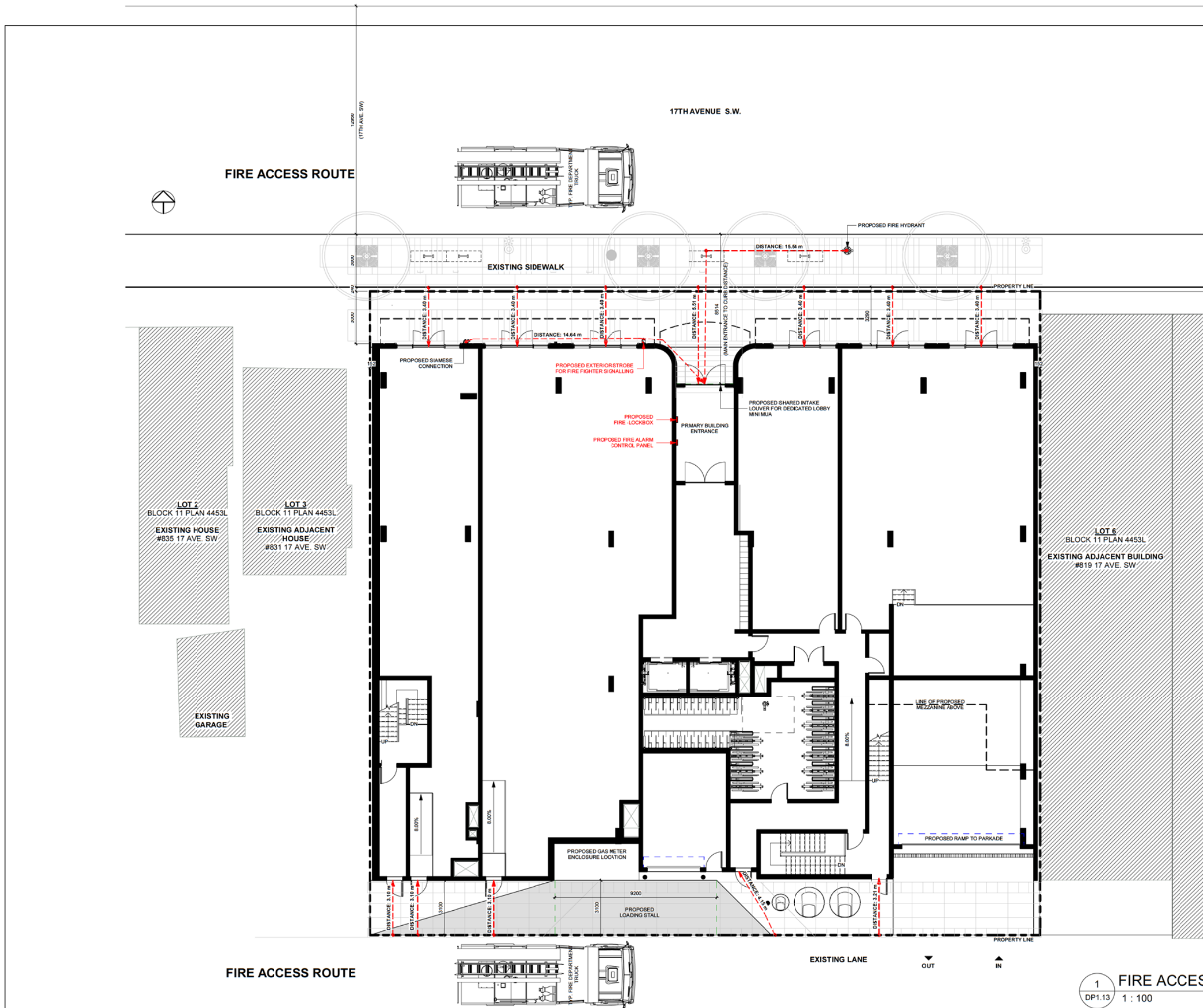
No.	Description	Date
4	DTR 2 ISSUANCE UPDATE	2023-03-09
3	DTR 1 ISSUANCE	2023-02-06
2	GENERAL CLARIFICATION ISSUANCE	2022-11-17
1	DP ISSUANCE	2022-09-23

ARLINGTON GROUP

ENZO
THE EASTERLY 7.62m OF LOT 3, LOT 4 AND LOT 5, BLOCK 11, PLAN 4453 L

Drawing title
PARKADE RAMP SECTION

Project number 22-09
Issued 03-08-2023
Drawn by NC Checked by TS, RN
Drawing number **DP1.12**
Scale 1:75



DAAS
DESIGN AND ARCHITECTURE STUDIO

ARLINGTON GROUP ST

THIS DRAWING IS A COPYRIGHT INSTRUMENT OF SERVICE AND IS THE PROPERTY OF THE CONSULTANT. INFORMATION CONTAINED HEREIN MAY NOT BE REPRODUCED OR COPIED WITHOUT WRITTEN NOTICE.

THIS DRAWING IS NOT TO BE SCALED. THE CONTRACTOR SHALL VERIFY ALL DIMENSIONS, DATUMS AND ELEVATIONS PERTINENT TO DOING THE WORK. THE CONTRACTOR SHALL REPORT DISCREPANCIES AND VARIATIONS TO THE CONSULTANT PRIOR TO COMMENCING THE WORK. THE LATEST ISSUE OF THE DRAWING SHALL BE USED IN THE EXECUTION OF THE WORK.

- PROJECT TEAM**
- ARCHITECT**
DAAS DESIGN AND ARCHITECTURE STUDIO
310 - 1032 17 Ave. S.W.
Calgary, AB T2T 0A5
T: 403.714.0459
E: info@daasarchitecture.com
- STRUCTURAL ENGINEER**
GLOTTMAN SIMPSON
#1025 - 808 4th Avenue SW
Calgary, AB T2P 3E8
T: 403.930.2100
- MECHANICAL ENGINEER**
REINBOLD ENGINEERING GROUP
110, 5970 Centre Street S.E.
Calgary, AB. T2H 0C1
T: 403.509.1039
- ELECTRICAL ENGINEER**
DESIGNCORE ENGINEERING LTD.
100 - 4723 1 St SW
Calgary, AB. T2G 4Y8
T: 403.269.2125
- CIVIL ENGINEER**
WATT CONSULTING GROUP
310 - 3016 5TH AVE NE
CALGARY, AB T2A 6K4
T: 403.273.9001
- LANDSCAPE ARCHITECT**
NAVAGRAH LANDSCAPE ARCHITECTURE
+ URBAN DESIGN
#204, 337-17TH AVE SW
CALGARY, AB T2S 0A5
T: 403.708.6776
E: info@navagrah.ca

No.	Description	Date
4	DTR 2 ISSUANCE UPDATE	2023-03-09
3	DTR 1 ISSUANCE	2023-02-06
2	GENERAL CLARIFICATION ISSUANCE	2022-11-17
1	DP ISSUANCE	2022-09-23

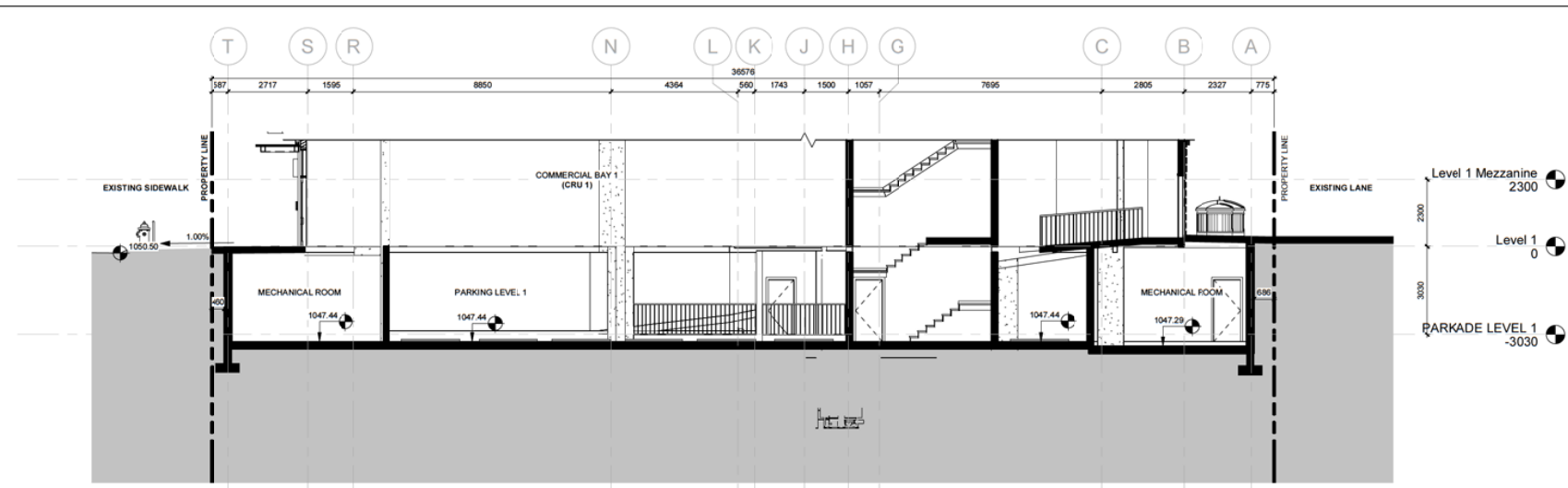
ARLINGTON GROUP

ENZO
THE EASTERLY 7.62m OF LOT 3, LOT 4 AND LOT 5, BLOCK 11, PLAN 4453 L

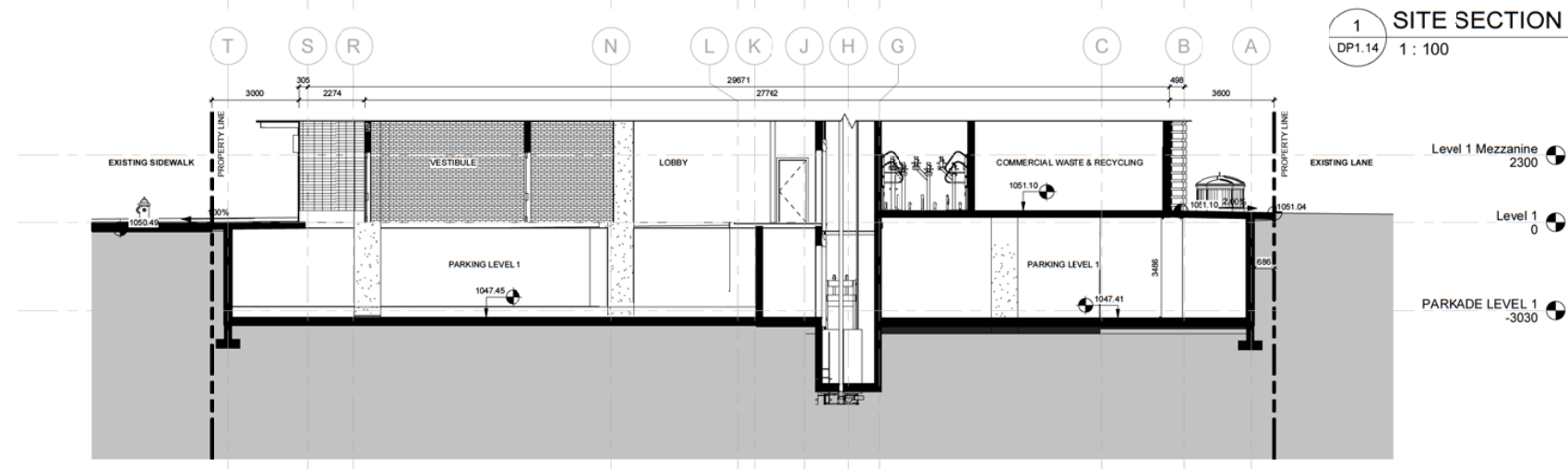
Drawing title
FIRE ACCESS DETAILS

Project number: 22-09
Issued: 03-08-2023
Drawn by: MD Checked by: TS, RN
Drawing number: **DP1.13**
Scale: 1:100

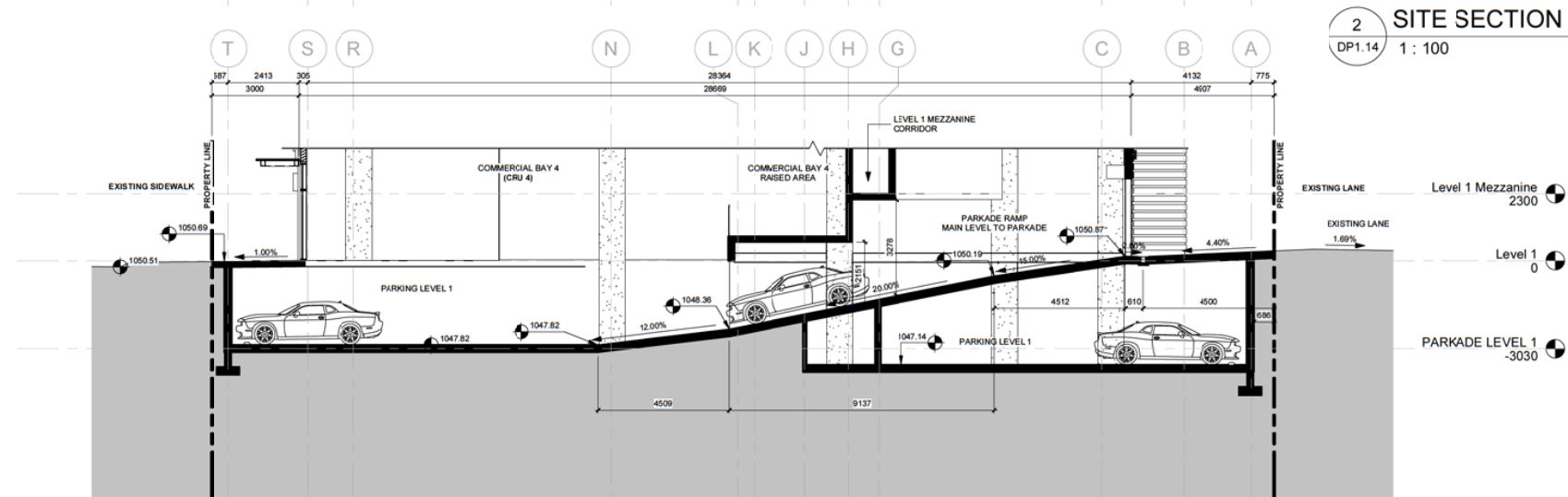
1 FIRE ACCESS DETAILS
DP1.13 1:100




1 SITE SECTION 1
DP1.14 1: 100



2 SITE SECTION 2
DP1.14 1: 100



3 SITE SECTION 3
DP1.14 1: 100



THIS DRAWING IS A COPYRIGHT INSTRUMENT OF SERVICE AND IS THE PROPERTY OF THE CONSULTANT. INFORMATION CONTAINED HEREIN MAY NOT BE REPRODUCED OR COPIED WITHOUT WRITTEN NOTICE.

THIS DRAWING IS NOT TO BE SCALED. THE CONTRACTOR SHALL VERIFY ALL DIMENSIONS, DATINGS AND ELEVATIONS PERTINENT TO DOING THE WORK. THE CONTRACTOR SHALL INSPECT EXISTING CONDITIONS AND VARIATIONS TO THE CONSULTANT PRIOR TO COMMENCING THE WORK. THE LATEST ISSUE OF THE DRAWING SHALL BE USED IN THE EXECUTION OF THE WORK.

PROJECT TEAM

ARCHITECT
DAAS DESIGN AND ARCHITECTURE STUDIO
310 - 1032 17 Ave. S.W.
Calgary, AB T2T 0A5
T: 403.714.0459
E: info@daasarchitecture.com

STRUCTURAL ENGINEER
GLOTTMAN SIMPSON
#1025 - 808 4th Avenue SW
Calgary, AB T2P 3E8
T: 403.930.2100

MECHANICAL ENGINEER
REINBOLD ENGINEERING GROUP
110, 5970 Centre Street S.E.
Calgary, AB. T2H 0C1
T: 403.509.1039

ELECTRICAL ENGINEER
DESIGNCORE ENGINEERING LTD.
100 - 4723 1 St SW
Calgary, AB. T2G 4Y8
T: 403.269.2125

CIVIL ENGINEER
WATT CONSULTING GROUP
310 - 3016 5TH AVE NE
CALGARY, AB T2A 6K4
T: 403.273.9001

LANDSCAPE ARCHITECT
NAVAGRAH LANDSCAPE ARCHITECTURE
+ URBAN DESIGN
#204, 337-17TH AVE SW
CALGARY, AB T2S 0A5
T: 403.708.8778
E: info@navagrah.ca

No.	Description	Date
4	DTR 2 ISSUANCE UPDATE	2023-03-09
3	DTR 1 ISSUANCE	2023-02-06
2	GENERAL CLARIFICATION ISSUANCE	2022-11-17
1	DP ISSUANCE	2022-09-23

ARLINGTON GROUP

ENZO
THE EASTERLY 7.62m OF LOT 3, LOT 4 AND LOT 5, BLOCK 11, PLAN 4453 L

Drawing title
SITE SECTIONS

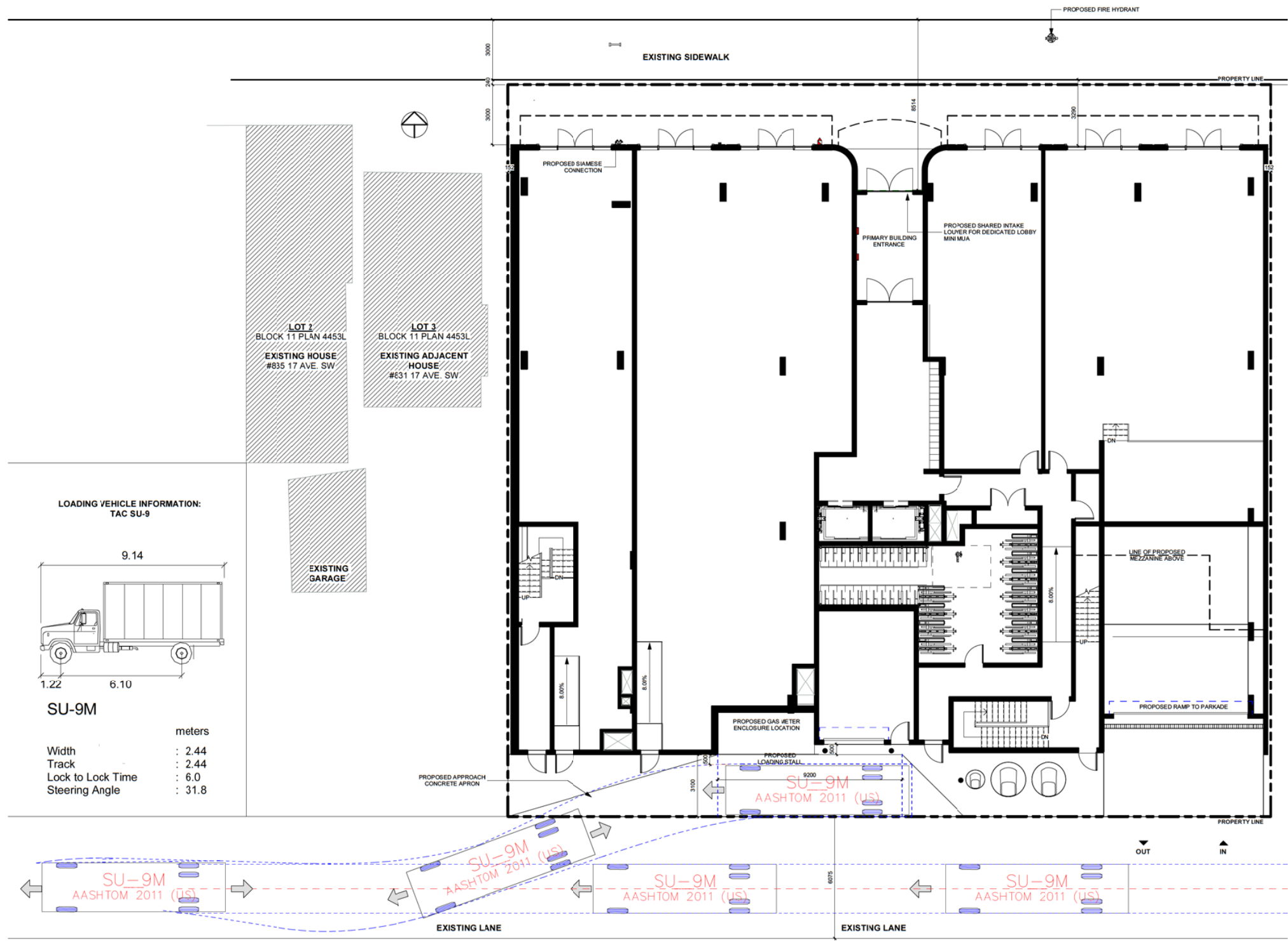
Project number 22-09
Issued 03-08-2023
Drawn by NC Checked by TS_RN
Drawing number **DP1.14**
Scale 1: 100

DAAS
DESIGN AND ARCHITECTURE STUDIO

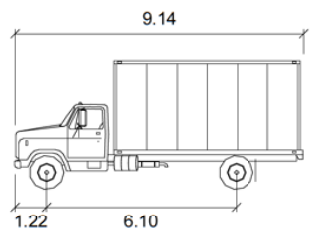
ARLINGTON GROUP ST

THIS DRAWING IS A COPYRIGHT INSTRUMENT OF SERVICE AND IS THE PROPERTY OF THE CONSULTANT. INFORMATION CONTAINED HEREIN MAY NOT BE REPRODUCED OR COPIED WITHOUT WRITTEN NOTICE.
THIS DRAWING IS NOT BE SCALED. THE CONTRACTOR SHALL VERIFY ALL DIMENSIONS, DATUMS AND ELEVATIONS PERTINENT TO DOING THE WORK. THE CONTRACTOR SHALL VERIFY EXISTING CONDITIONS AND VARIATIONS TO THE CONSULTANT PRIOR TO COMMENCING THE WORK. THE LATEST ISSUE OF THE DRAWING SHALL BE USED IN THE EXECUTION OF THE WORK.

PROJECT TEAM
ARCHITECT
DAAS DESIGN AND ARCHITECTURE STUDIO
310 - 1032 17 Ave. S.W.
Calgary, AB T2T 0A5
T: 403.714.0459
E: info@daasarchitecture.com
STRUCTURAL ENGINEER
GLOTMAN SIMPSON
#1025 - 808 4th Avenue SW
Calgary, AB T2P 3E8
T: 403.930.2100
MECHANICAL ENGINEER
REINBOLD ENGINEERING GROUP
110, 5970 Centre Street S.E.
Calgary, AB. T2H 0C1
T: 403.509.1039
ELECTRICAL ENGINEER
DESIGNCORE ENGINEERING LTD.
100 - 4723 1 St SW
Calgary, AB. T2G 4Y8
T: 403.269.2125
CIVIL ENGINEER
WATT CONSULTING GROUP
310 - 3016 5TH AVE NE
CALGARY, AB T2A 6K4
T: 403.273.9001
LANDSCAPE ARCHITECT
NAVAGRAH LANDSCAPE ARCHITECTURE
+ URBAN DESIGN
#204, 337-17TH AVE SW
CALGARY, AB T2S 0A5
T: 403.708.8778
E: info@navagrah.ca



LOADING VEHICLE INFORMATION:
TAC SU-9



SU-9M
meters
Width : 2.44
Track : 2.44
Lock to Lock Time : 6.0
Steering Angle : 31.8

1 SWEEP PATHS PLAN
DP1.15 1 : 100

No.	Description	Date
4	DTR 2 ISSUANCE UPDATE	2023-03-09

ARLINGTON GROUP

ENZO
THE EASTERLY 7.62m OF LOT 3, LOT 4 AND LOT 5, BLOCK 11, PLAN 4453 L

Drawing title
SWEEP PATHS PLAN

Project number : 22-09
Issued : 03-08-2023
Drawn by : Author | Checked by : Checker
Drawing number : **DP1.15**
Scale : 1 : 100

DAAS
DESIGN AND ARCHITECTURE STUDIO

ARLINGTON GROUP

THIS DRAWING IS A COPYRIGHT INSTRUMENT OF SERVICE AND IS THE PROPERTY OF THE CONSULTANT. INFORMATION CONTAINED HEREIN MAY NOT BE REPRODUCED OR COPIED WITHOUT WRITTEN NOTICE.
THIS DRAWING IS NOT TO BE SCALED. THE CONTRACTOR SHALL VERIFY ALL DIMENSIONS, DATUMS AND ELEVATIONS PERTINENT TO DOING THE WORK. THE CONTRACTOR SHALL VERIFY THE EXISTING CONDITIONS AND VARIATIONS TO THE CONDITIONS SHOWN PRIOR TO COMMENCING THE WORK. THE LATEST ISSUE OF THE DRAWING SHALL BE USED IN THE EXECUTION OF THE WORK.

PROJECT TEAM
ARCHITECT
DAAS DESIGN AND ARCHITECTURE STUDIO
310 - 1032 17 Ave. S.W.
Calgary, AB T2T 0A5
T: 403.714.0459
E: info@daasarchitecture.com
STRUCTURAL ENGINEER
GLOTTMAN SIMPSON
#1025 - 808 4th Avenue SW
Calgary, AB T2P 3E8
T: 403.930.2100
MECHANICAL ENGINEER
REINBOLD ENGINEERING GROUP
110, 5970 Centre Street S.E.
Calgary, AB T2H 0C1
T: 403.509.1039
ELECTRICAL ENGINEER
DESIGNCORE ENGINEERING LTD.
100 - 4723 1 St SW
Calgary, AB T2G 4Y8
T: 403.269.2125
CIVIL ENGINEER
WATT CONSULTING GROUP
310 - 3016 5TH AVE NE
CALGARY, AB T2A 6K4
T: 403.273.9001
LANDSCAPE ARCHITECT
NAVAGRAH LANDSCAPE ARCHITECTURE
+ URBAN DESIGN
#204, 337-17TH AVE SW
CALGARY, AB T2S 0A5
T: 403.708.8778
E: info@navagrah.ca

PARKING STALLS

694.1 MIN. REQ. MOTOR VEHICLE PARKING STALLS
C-COR1 WHERE THE PARCEL IS 0.4 HECTARES OR LESS FOR EACH DWELLING UNIT IS:

0.75 STALLS PER UNIT FOR RESIDENT PARKING, AND
0.1 VISITOR PARKING STALLS PER UNIT

RESIDENTIAL PARKING STALLS RATIO 1: 1

TOTAL UNDERGROUND PARKING PROVIDED : 32 STALLS

TOTAL RESIDENT PARKING PROVIDED = 25 STALLS

TOTAL RESIDENT PARKING REQUIRED = 53 STALLS

TOTAL VISITOR PARKING PROVIDED = 7 STALLS

TOTAL VISITOR PARKING REQUIRED = 7 STALLS

794 REQUIRED BICYCLE PARKING STALLS

CLASS 1:
0.5 STALLS PER DWELLING UNIT

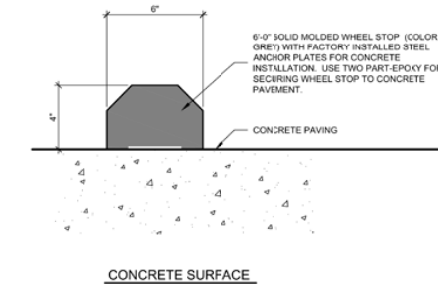
CLASS 2:
0.1 STALLS PER DWELLING UNIT

CLASS 1:
TOTAL BICYCLE PARKING PROVIDED = 70 STALLS

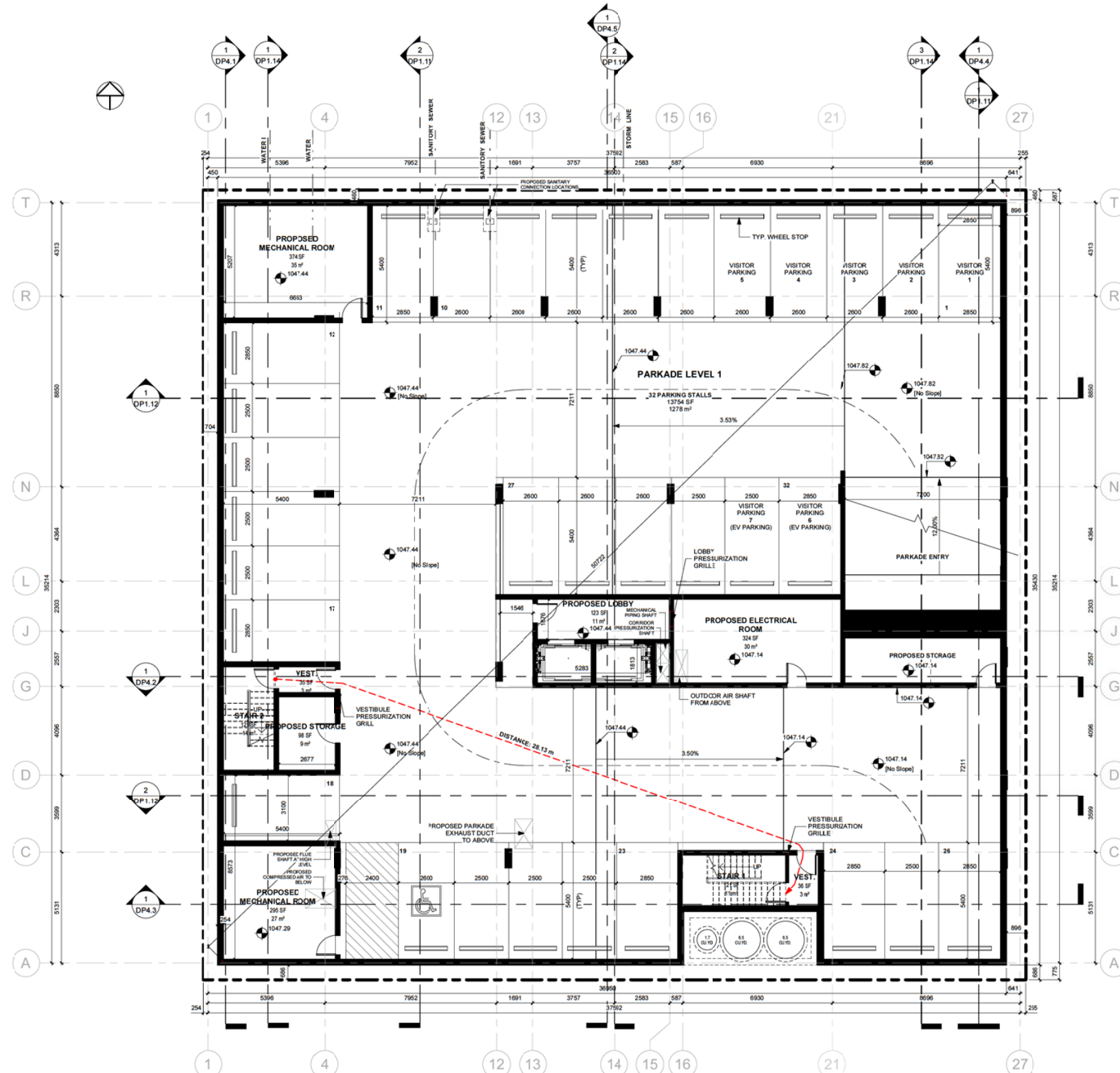
TOTAL BICYCLE PARKING REQUIRED = 35 STALLS

CLASS 2:
TOTAL BICYCLE PARKING PROVIDED = 8 STALLS

TOTAL BICYCLE PARKING REQUIRED = 7 STALLS



2 WHEEL STOP DETAIL
DP2.0 1:5



1 PARKADE LEVEL 1 PLAN
DP2.0 1:100

No.	Description	Date
4	OTR 2 ISSUANCE UPDATE	2023-03-09
3	OTR 1 ISSUANCE	2023-02-06
2	GENERAL CLARIFICATION ISSUANCE	2022-11-17
1	DP ISSUANCE	2022-09-23

ARLINGTON GROUP

ENZO
THE EASTERLY 7.62m OF LOT 3, LOT 4 AND
LOT 5, BLOCK 11, PLAN 4453 L

Drawing title

PARKADE LEVEL 1 PLAN

Project number 22-09

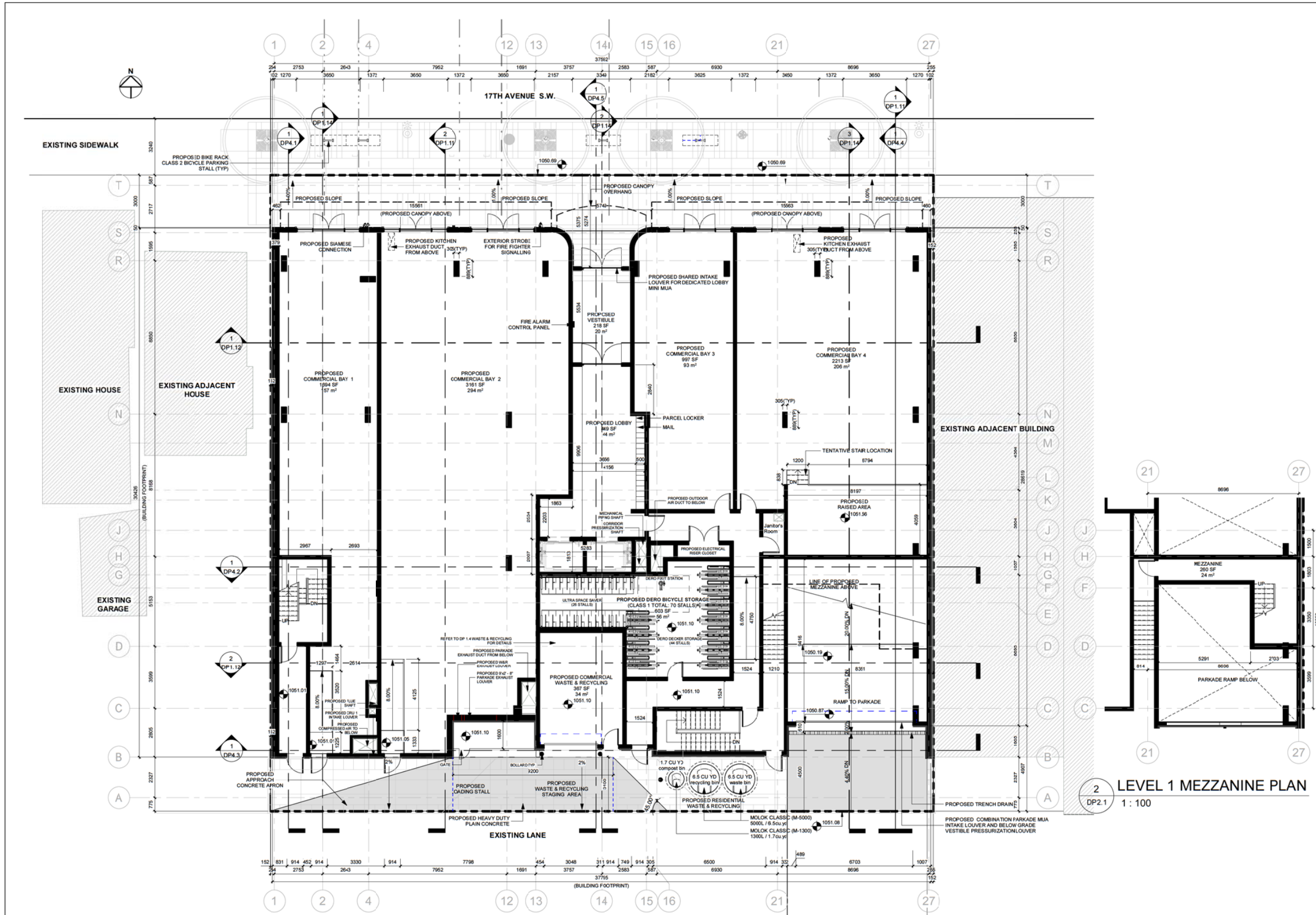
Issued 03-08-2023

Drawn by MD, MR Checked by TS, RN

Drawing number

DP2.0

Scale As indicated



1 MAIN LEVEL FLOOR PLAN
DP2.1 1:100

FLOOR AREA: 11,190 ft²
1,040 m²
COMMERCIAL: 8,064.84 ft²
749.24 m²

DAAS
DESIGN AND ARCHITECTURE STUDIO

ARLINGTON GROUP

THIS DRAWING IS A COPYRIGHT INSTRUMENT OF SERVICE AND IS THE PROPERTY OF THE CONSULTANT. INFORMATION CONTAINED HEREIN MAY NOT BE REPRODUCED OR COPIED WITHOUT WRITTEN NOTICE.

THIS DRAWING IS NOT TO BE SCALED. THE CONTRACTOR SHALL VERIFY ALL DIMENSIONS, DATUMS AND ELEVATIONS PERTINENT TO DOING THE WORK. THE CONTRACTOR SHALL BE RESPONSIBLE FOR OBTAINING ALL NECESSARY PERMITS AND VARIATIONS TO THE CONVEYANCE PRIOR TO COMMENCING THE WORK. THE LATEST ISSUE OF THE DRAWING SHALL BE USED IN THE EXECUTION OF THE WORK.

PROJECT TEAM

ARCHITECT
DAAS DESIGN AND ARCHITECTURE STUDIO
310 - 1032 17 Ave. S.W.
Calgary, AB T2T 0A5
T: 403.714.0459
E: info@daasarchitecture.com

STRUCTURAL ENGINEER
GLOTTMAN SIMPSON
#1025 - 808 4th Avenue SW
Calgary, AB T2P 3E8
T: 403.930.2100

MECHANICAL ENGINEER
REINBOLD ENGINEERING GROUP
110, 5970 Centre Street S.E.
Calgary, AB T2H 0C1
T: 403.509.1039

ELECTRICAL ENGINEER
DESIGNCORE ENGINEERING LTD.
100 - 4723 1 St SW
Calgary, AB T2G 4Y8
T: 403.269.2125

CIVIL ENGINEER
WATT CONSULTING GROUP
310 - 3016 5TH AVE NE
CALGARY, AB T2A 6K4
T: 403.273.9001

LANDSCAPE ARCHITECT
NAVAGRAH LANDSCAPE ARCHITECTURE
+ URBAN DESIGN
#204, 337-17TH AVE SW
CALGARY, AB T2S 0A5
T: 403.708.8778
E: info@navagrah.ca

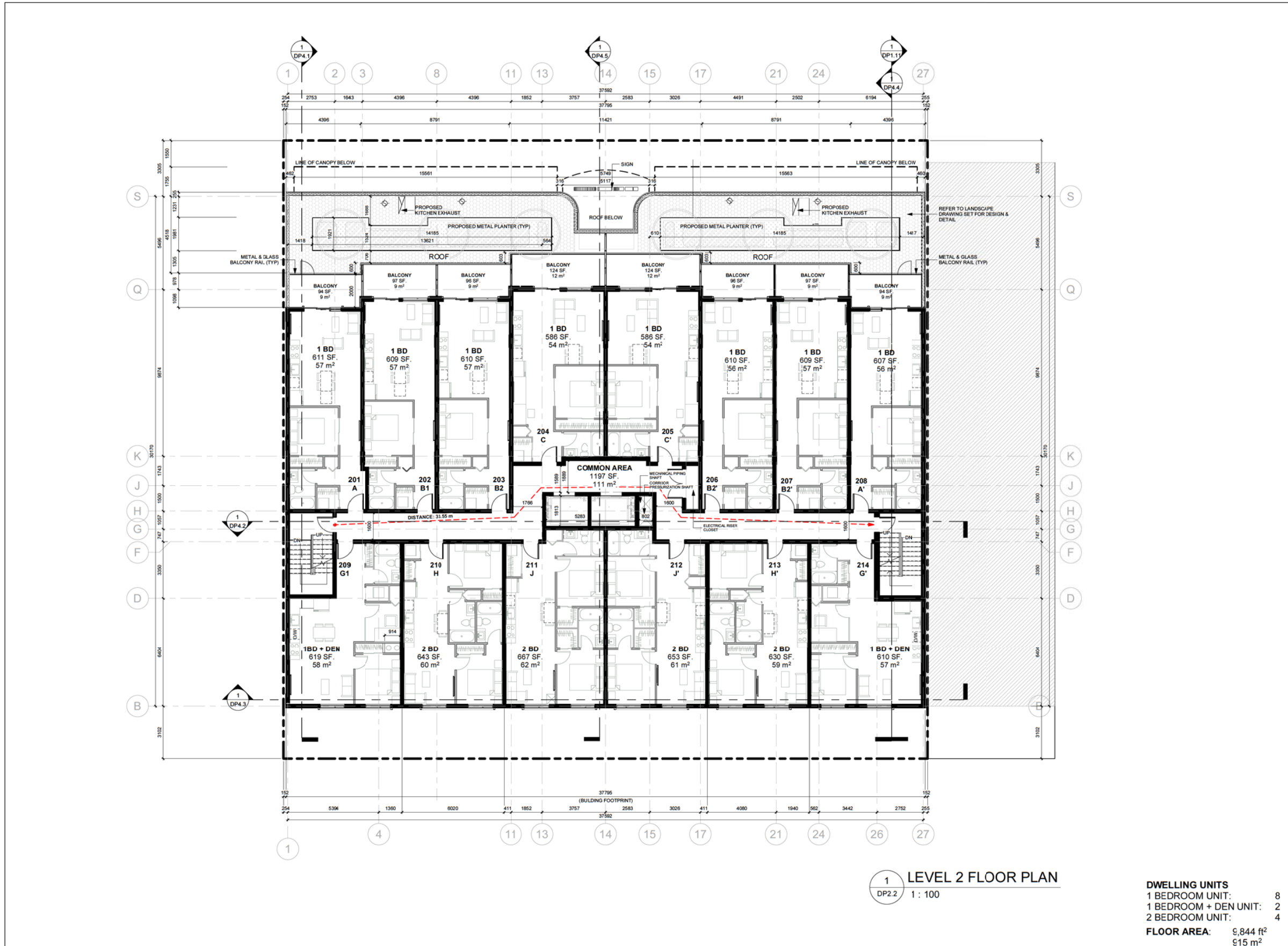
No.	Description	Date
4	OTR 2 ISSUANCE UPDATE	2023-03-09
3	OTR 1 ISSUANCE	2023-02-06
2	GENERAL CLARIFICATION ISSUANCE	2022-11-17
1	DP ISSUANCE	2022-09-23

ARLINGTON GROUP

ENZO
THE EASTERLY 7.62m OF LOT 3, LOT 4 AND LOT 5, BLOCK 11, PLAN 4453 L

Drawing title
MAIN LEVEL FLOOR PLAN

Project number: 22-09
Issued: 03-08-2023
Drawn by: MD, RA | Checked by: TS, RN
Drawing number: **DP2.1**
Scale: 1:100



1 LEVEL 2 FLOOR PLAN
DP2.2 1: 100

DWELLING UNITS

1 BEDROOM UNIT:	8
1 BEDROOM + DEN UNIT:	2
2 BEDROOM UNIT:	4
FLOOR AREA:	9,844 ft ² 915 m ²

DAAS

DESIGN AND ARCHITECTURE STUDIO

ARLINGTON GROUP

THIS DRAWING IS A COPYRIGHT INSTRUMENT OF SERVICE AND IS THE PROPERTY OF THE CONSULTANT. INFORMATION CONTAINED HEREIN MAY NOT BE REPRODUCED OR COPIED WITHOUT WRITTEN NOTICE.

THIS DRAWING IS NOT TO BE SCALED. THE CONTRACTOR SHALL VERIFY ALL DIMENSIONS, DATUMS AND ELEVATIONS PERTINENT TO DOING THE WORK. THE CONTRACTOR SHALL REPORT DISCREPANCIES AND VARIATIONS TO THE CONSULTANT PRIOR TO COMMENCING THE WORK. THE LATEST ISSUE OF THE DRAWING SHALL BE USED IN THE EXECUTION OF THE WORK.

PROJECT TEAM

ARCHITECT
DAAS DESIGN AND ARCHITECTURE STUDIO
310 - 1032 17 Ave. S.W.
Calgary, AB T2T 0A5
T: 403.714.0459
E: info@daasarchitecture.com

STRUCTURAL ENGINEER
GLOTTMAN SIMPSON
#1025 - 808 4th Avenue SW
Calgary, AB T2P 3E8
T: 403.930.2100

MECHANICAL ENGINEER
REINBOLD ENGINEERING GROUP
110, 5970 Centre Street S.E.
Calgary, AB T2H 0C1
T: 403.509.1039

ELECTRICAL ENGINEER
DESIGNCORE ENGINEERING LTD.
100 - 4723 1 St SW
Calgary, AB T2G 4Y8
T: 403.269.2125

CIVIL ENGINEER
WATT CONSULTING GROUP
310 - 3016 5TH AVE NE
CALGARY, AB T2A 6K4
T: 403.273.9001

LANDSCAPE ARCHITECT
NAVAGRAH LANDSCAPE ARCHITECTURE
+ URBAN DESIGN
#204, 337-17TH AVE SW
CALGARY, AB T2S 0A5
T: 403.708.6776
E: info@navagrah.ca

No.	Description	Date
4	DTR 2 ISSUANCE UPDATE	2023-03-09
3	DTR 1 ISSUANCE	2023-02-06
2	GENERAL CLARIFICATION ISSUANCE	2022-11-17
1	DP ISSUANCE	2022-09-23

ARLINGTON GROUP

ENZO

THE EASTERLY 7.62m OF LOT 3, LOT 4 AND LOT 5, BLOCK 11, PLAN 4453 L

Drawing title

LEVEL 2 FLOOR PLAN

Project number	22-09
Issued	03-08-2023
Drawn by	MD
Checked by	TS, RN
Drawing number	DP2.2
Scale	1: 100

C:\Users\Bharathi\Documents\2023_03_08 Enzo (DTR-VEL_F2D_Central_Restroom)G01.dwg 4/12/2023 10:42:59 AM

DAAS
DESIGN AND ARCHITECTURE STUDIO

ARLINGTON GROUPST

THIS DRAWING IS A COPYRIGHT INSTRUMENT OF SERVICE AND IS THE PROPERTY OF THE CONSULTANT. INFORMATION CONTAINED HEREIN MAY NOT BE REPRODUCED OR COPIED WITHOUT WRITTEN NOTICE.
THIS DRAWING IS NOT TO BE SCALED. THE CONTRACTOR SHALL VERIFY ALL DIMENSIONS, DATUMS AND ELEVATIONS PERTINENT TO DOING THE WORK. THE CONTRACTOR SHALL REPORT DISCREPANCIES AND VARIATIONS TO THE CONSULTANT PRIOR TO COMMENCING THE WORK. THE LATEST ISSUE OF THE DRAWING SHALL BE USED IN THE EXECUTION OF THE WORK.

PROJECT TEAM
ARCHITECT
DAAS DESIGN AND ARCHITECTURE STUDIO
310 - 1032 17 Ave. S.W.
Calgary, AB T2T 0A5
T: 403.714.0459
E: info@daasarchitecture.com
STRUCTURAL ENGINEER
GLOTTMAN SIMPSON
#1025 - 808 4th Avenue SW
Calgary, AB T2P 3E8
T: 403.930.2100
MECHANICAL ENGINEER
REINBOLD ENGINEERING GROUP
110, 5970 Centre Street S.E.
Calgary, AB T2H 0C1
T: 403.509.1039
ELECTRICAL ENGINEER
DESIGNCORE ENGINEERING LTD.
100 - 4723 1 St SW
Calgary, AB, T2G 4Y8
T: 403.269.2125
CIVIL ENGINEER
WATT CONSULTING GROUP
310 - 3016 5TH AVE NE
CALGARY, AB T2A 6K4
T: 403.273.9001
LANDSCAPE ARCHITECT
NAVAGRAH LANDSCAPE ARCHITECTURE
+ URBAN DESIGN
#204, 337-17TH AVE SW
CALGARY, AB T2S 0A5
T: 403.708.8778
E: info@navagrah.ca



1 LEVEL 3-5 FLOOR PLAN
DP2.3 1:100

FLOOR AREA: 9,844 ft²
915 m²

No.	Description	Date
4	OTR 2 ISSUANCE UPDATE	2023-03-09
3	OTR 1 ISSUANCE	2023-02-06
2	GENERAL CLARIFICATION ISSUANCE	2022-11-17
1	DP ISSUANCE	2022-09-23

ARLINGTON GROUP

ENZO
THE EASTERLY 7.62m OF LOT 3, LOT 4 AND LOT 5, BLOCK 11, PLAN 4453 L

Drawing title
LEVEL 3-5 FLOOR PLAN

Project number: 22-09
Issued: 03-08-2023
Drawn by: MD Checked by: TS, RN
Drawing number: **DP2.3**
Scale: 1:100



1
DP2.4 LEVEL 6 FLOOR PLAN
1 : 100

DWELLING UNITS
 1 BEDROOM UNIT: 8
 1 BEDROOM + DEN UNIT: 2
 2 BEDROOM UNIT: 4
FLOOR AREA: 9,778 ft²
 908 m²



THIS DRAWING IS A COPYRIGHT INSTRUMENT OF SERVICE AND IS THE PROPERTY OF THE CONSULTANT. INFORMATION CONTAINED HEREIN MAY NOT BE REPRODUCED OR COPIED WITHOUT WRITTEN NOTICE.
 THIS DRAWING IS NOT TO BE SCALED. THE CONTRACTOR SHALL VERIFY ALL DIMENSIONS, DATUMS AND ELEVATIONS PERTINENT TO DOING THE WORK. THE CONTRACTOR SHALL REPORT DISCREPANCIES AND VARIATIONS TO THE CONSULTANT PRIOR TO COMMENCING THE WORK. THE LATEST ISSUE OF THE DRAWING SHALL BE USED IN THE EXECUTION OF THE WORK.

PROJECT TEAM
ARCHITECT
 DAAS DESIGN AND ARCHITECTURE STUDIO
 # 310 - 1032 17 Ave. S.W.
 Calgary, AB T2T 0A5
 T: 403.714.0459
 E: info@daasarchitecture.com
STRUCTURAL ENGINEER
 GLOTTMAN SIMPSON
 #1025 - 808 4th Avenue SW
 Calgary, AB T2P 3E8
 T: 403.930.2100
MECHANICAL ENGINEER
 REINBOLD ENGINEERING GROUP
 # 110, 5970 Centre Street S.E.
 Calgary, AB T2H 0C1
 T: 403.509.1039
ELECTRICAL ENGINEER
 DESIGNCORE ENGINEERING LTD.
 # 100 - 4723 1 St SW
 Calgary, AB T2G 4Y8
 T: 403.269.2125
CIVIL ENGINEER
 WATT CONSULTING GROUP
 # 310 - 3016 5TH AVE NE
 CALGARY, AB T2A 6K4
 T: 403.273.9001
LANDSCAPE ARCHITECT
 NAVAGRAH LANDSCAPE ARCHITECTURE
 + URBAN DESIGN
 #204, 337-17TH AVE SW
 CALGARY, AB T2S 0A5
 T: 403.708.6776
 E: info@navagrah.ca

No.	Description	Date
4	OTR 2 ISSUANCE UPDATE	2023-03-09
3	OTR 1 ISSUANCE	2023-02-06
2	GENERAL CLARIFICATION ISSUANCE	2022-11-17
1	DP ISSUANCE	2022-09-23

ARLINGTON GROUP

ENZO
 THE EASTERLY 7.62m OF LOT 3, LOT 4 AND
 LOT 5, BLOCK 11, PLAN 4453 L

Drawing title
LEVEL 6 FLOOR PLAN

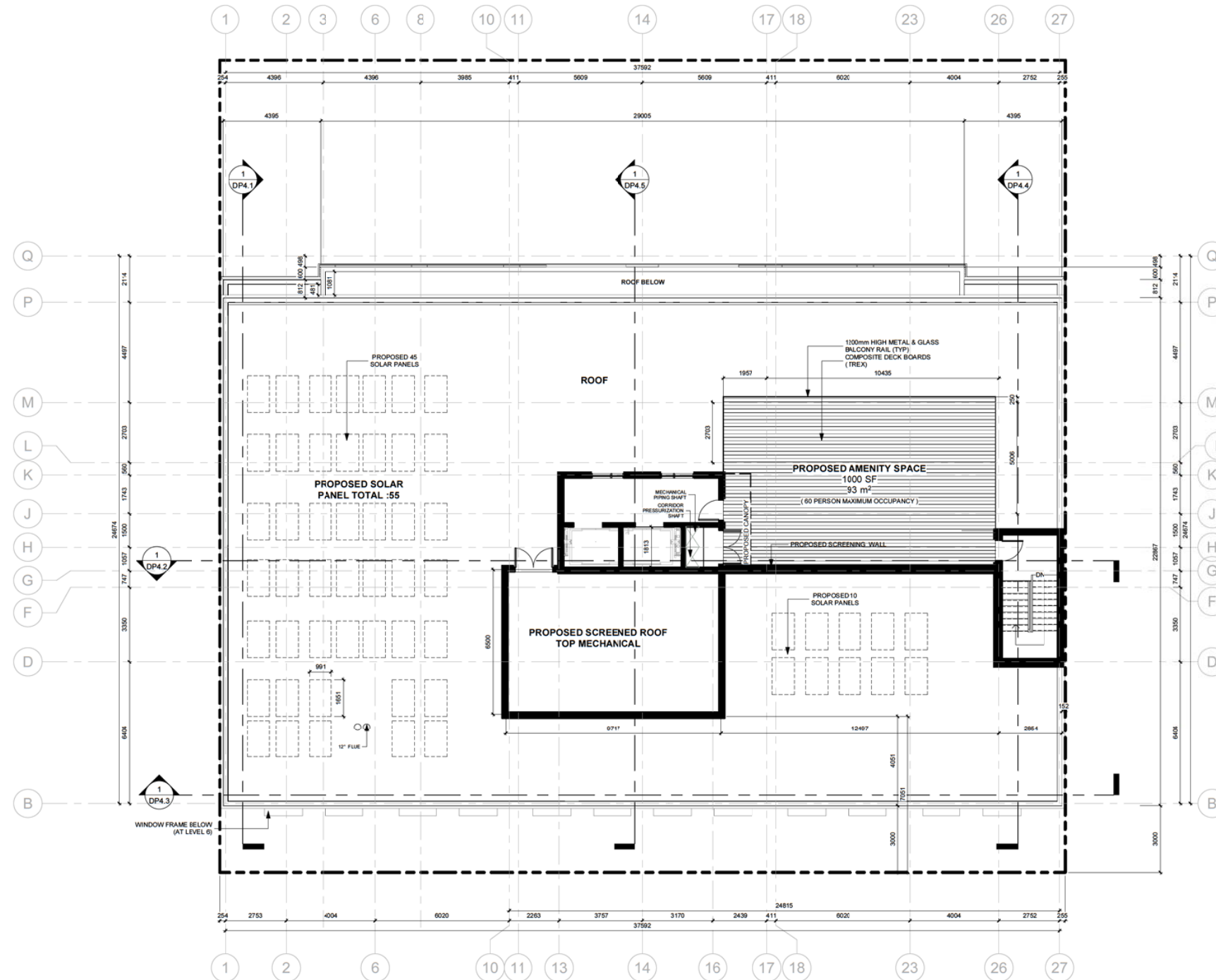
Project number: 22-09
 Issued: 03-08-2023
 Drawn by: MD Checked by: TS, RN
 Drawing number: **DP2.4**
 Scale: 1 : 100

DAAS
DESIGN AND ARCHITECTURE STUDIO

ARLINGTON GROUP ST

THIS DRAWING IS A COPYRIGHT INSTRUMENT OF SERVICE AND IS THE PROPERTY OF THE CONSULTANT. INFORMATION CONTAINED HEREIN MAY NOT BE REPRODUCED OR COPIED WITHOUT WRITTEN NOTICE.
THIS DRAWING IS NOT TO BE SCALED. THE CONTRACTOR SHALL VERIFY ALL DIMENSIONS, DATUMS AND ELEVATIONS PERTINENT TO DOING THE WORK. THE CONTRACTOR SHALL REPORT DISCREPANCIES AND VARIATIONS TO THE CONSULTANT PRIOR TO COMMENCING THE WORK. THE LATEST ISSUE OF THE DRAWING SHALL BE USED IN THE EXECUTION OF THE WORK.

PROJECT TEAM
ARCHITECT
DAAS DESIGN AND ARCHITECTURE STUDIO
310 - 1032 17 Ave. S.W.
Calgary, AB T2T 0A5
T: 403.714.0459
E: info@daasarchitecture.com
STRUCTURAL ENGINEER
GLOTTMAN SIMPSON
#1025 - 808 4th Avenue SW
Calgary, AB T2P 3E8
T: 403.930.2100
MECHANICAL ENGINEER
REINBOLD ENGINEERING GROUP
110, 5970 Centre Street S.E.
Calgary, AB T2H 0C1
T: 403.509.1039
ELECTRICAL ENGINEER
DESIGNCORE ENGINEERING LTD.
100 - 4723 1 St SW
Calgary, AB T2G 4Y8
T: 403.269.2125
CIVIL ENGINEER
WATT CONSULTING GROUP
310 - 3016 5TH AVE NE
CALGARY, AB T2A 6K4
T: 403.273.9001
LANDSCAPE ARCHITECT
NAVAGRAH LANDSCAPE ARCHITECTURE
+ URBAN DESIGN
#204, 337-17TH AVE SW
CALGARY, AB T2S 0A5
T: 403.708.8778
E: info@navagrah.ca

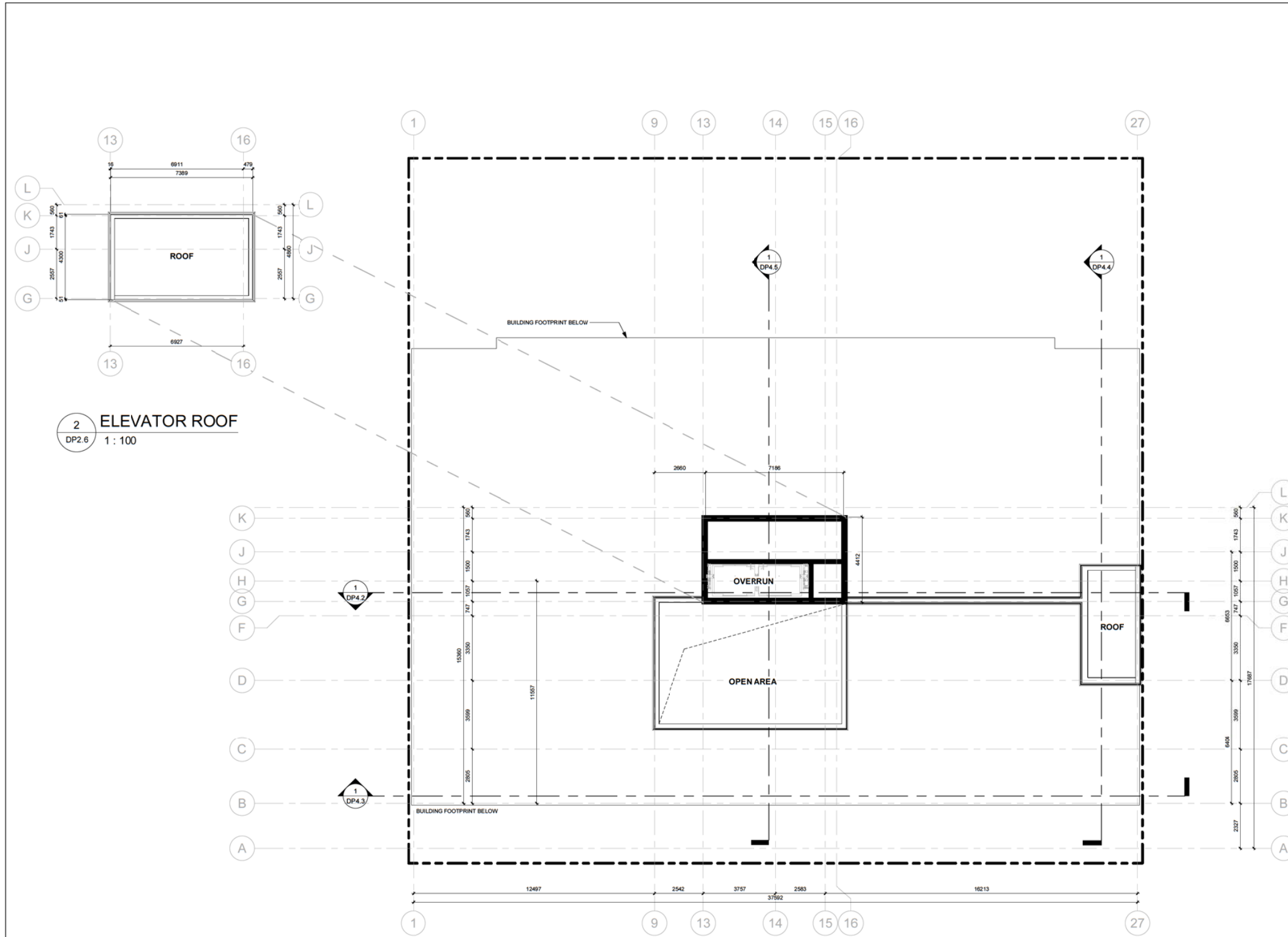


1 ROOF LEVEL PLAN
DP2.5 1 : 100

No.	Description	Date
4	DTR 2 ISSUANCE UPDATE	2023-03-09
3	DTR 1 ISSUANCE	2023-02-06
2	GENERAL CLARIFICATION ISSUANCE	2022-11-17
1	DP ISSUANCE	2022-09-23

ARLINGTON GROUP	
ENZO	
THE EASTERLY 7.62m OF LOT 3, LOT 4 AND LOT 5, BLOCK 11, PLAN 4453 L	
Drawing title	
ROOF LEVEL PLAN	
Project number	22-09
Issued	03-08-2023
Drawn by	MD
Checked by	TS_RN
Drawing number	DP2.5
Scale	1 : 100

C:\Users\Bachar\Documents\2023_03_08 Enzo (DTR-VEL_F2D_Correl)_Bachar\GOLF.rvt 4/12/2023 10:43:19 AM



2 ELEVATOR ROOF
DP2.6 1 : 100

1 MECH. ROOF LEVEL PLAN
DP2.6 1 : 100

DAAS

DESIGN AND ARCHITECTURE STUDIO

ARLINGTON GROUP

THIS DRAWING IS A COPYRIGHT INSTRUMENT OF SERVICE AND IS THE PROPERTY OF THE CONSULTANT. INFORMATION CONTAINED HEREIN MAY NOT BE REPRODUCED OR COPIED WITHOUT WRITTEN NOTICE.

THIS DRAWING IS NOT TO BE SCALED. THE CONTRACTOR SHALL VERIFY ALL DIMENSIONS, DATUMS AND ELEVATIONS PERTINENT TO DOING THE WORK. THE CONTRACTOR SHALL REPORT DISCREPANCIES AND VARIATIONS TO THE CONSULTANT PRIOR TO COMMENCING THE WORK. THE LATEST ISSUE OF THE DRAWING SHALL BE USED IN THE EXECUTION OF THE WORK.

PROJECT TEAM

ARCHITECT
DAAS DESIGN AND ARCHITECTURE STUDIO
310 - 1032 17 Ave. S.W.
Calgary, AB T2T 0A5
T: 403.714.0459
E: info@daasarchitecture.com

STRUCTURAL ENGINEER
GLOTTMAN SIMPSON
#1025 - 808 4th Avenue SW
Calgary, AB T2P 3E8
T: 403.930.2100

MECHANICAL ENGINEER
REINBOLD ENGINEERING GROUP
110, 5970 Centre Street S.E.
Calgary, AB T2H 0C1
T: 403.509.1039

ELECTRICAL ENGINEER
DESIGNCORE ENGINEERING LTD.
100 - 4723 1 St SW
Calgary, AB T2G 4Y8
T: 403.269.2125

CIVIL ENGINEER
WATT CONSULTING GROUP
310 - 3016 5TH AVE NE
CALGARY, AB T2A 6K4
T: 403.273.9001

LANDSCAPE ARCHITECT
NAVAGRAH LANDSCAPE ARCHITECTURE
+ URBAN DESIGN
#204, 337-17TH AVE SW
CALGARY, AB T2S 0A5
T: 403.708.8778
E: info@navagrah.ca

No.	Description	Date
4	DTR 2 ISSUANCE UPDATE	2023-03-09
3	DTR 1 ISSUANCE	2023-02-06
2	GENERAL CLARIFICATION ISSUANCE	2022-11-17
1	DP ISSUANCE	2022-09-23

ARLINGTON GROUP

ENZO

THE EASTERLY 7.62m OF LOT 3, LOT 4 AND LOT 5, BLOCK 11, PLAN 4453 L

Drawing title

MECH. ROOF LEVEL PLAN

Project number: 22-09
Issued: 03-08-2023
Drawn by: MD Checked by: TS_RN
Drawing number: **DP2.6**
Scale: 1 : 100

C:\Users\Bachar\Documents\2023_03_08 Enzo (DTR-VEL_FLD_Correl)_Bachar\G017.rvt
4/12/2023 10:43:19 AM

ELEVATION LEGEND

1 WALL FINISH 1 / YANKEE HILL SMOOTH CHARCOAL (REFER TO COLOUR ELEVATIONS)	7 GLAZED ENTRY DOOR	13 SMOOTH SURFACE CONCRETE BLOCK	19 CANOPY 2
2 PRE-CAST CONCRETE PARGING	8 FIRST FLOOR COMMERCIAL GLAZED DOORS	14 MECHANICAL LOUVER 2	20 METAL CANOPY 2
3 CORRUGATED METAL PANEL 1	9 BALCONY GLAZED DOOR	15 EXTERIOR LIGHTING	21 METAL SIGN SUPPORT
4 CORRUGATED METAL PANEL 2	10 METAL DOOR	16 METAL FRAME 1	22 METAL C-CHANNEL
5 VINYL WINDOWS	11 STANDARD SECTIONAL OVERHEAD DOOR	17 METAL FRAME 2	23 METAL SIGN (UNDER SEPERATE APPLICATION)
6 VINYL WINDOWS 2	12 SPLIT SURFACE CONCRETE BLOCK	18 CANOPY 1	24 WALL FINISH 2 / YANKEE HILL DARK SMOKE BRONZE (REFER TO COLOUR ELEVATIONS)

* NOTE: SEE COLOUR ELEVATIONS FOR PROPOSED COLOUR STANDARDS



1 NORTH ELEVATION
DP3.1 1 : 100

DAAS
DESIGN AND ARCHITECTURE STUDIO

ARLINGTON GROUP

THIS DRAWING IS A COPYRIGHT INSTRUMENT OF SERVICE AND IS THE PROPERTY OF THE CONSULTANT. INFORMATION CONTAINED HEREIN MAY NOT BE REPRODUCED OR COPIED WITHOUT WRITTEN NOTICE.
THIS DRAWING IS NOT TO BE SCALED. THE CONTRACTOR SHALL VERIFY ALL DIMENSIONS, DATUMS AND ELEVATIONS PERTINENT TO DOING THE WORK. THE CONTRACTOR SHALL REPORT DISCREPANCIES AND VARIATIONS TO THE CONSULTANT PRIOR TO COMMENCING THE WORK. THE LATEST ISSUE OF THE DRAWING SHALL BE USED IN THE EXECUTION OF THE WORK.

PROJECT TEAM

ARCHITECT
DAAS DESIGN AND ARCHITECTURE STUDIO
310 - 1032 17 Ave. S.W.
Calgary, AB T2T 0A5
T: 403.714.0459
E: info@daasarchitecture.com

STRUCTURAL ENGINEER
GLOTTMAN SIMPSON
#1025 - 808 4th Avenue SW
Calgary, AB T2P 3E8
T: 403.930.2100

MECHANICAL ENGINEER
REINBOLD ENGINEERING GROUP
110, 5970 Centre Street S.E.
Calgary, AB. T2H 0C1
T: 403.509.1039

ELECTRICAL ENGINEER
DESIGNCORE ENGINEERING LTD.
100 - 4723 1 St SW
Calgary, AB. T2G 4Y8
T: 403.269.2125

CIVIL ENGINEER
WATT CONSULTING GROUP
310 - 3016 5TH AVE NE
CALGARY, AB T2A 6K4
T: 403.273.9001

LANDSCAPE ARCHITECT
NAVAGRAH LANDSCAPE ARCHITECTURE
+ URBAN DESIGN
#204, 337-17TH AVE SW
CALGARY, AB T2S 0A5
T: 403.708.8778
E: info@navagrah.ca

No.	Description	Date
4	OTR 2 ISSUANCE UPDATE	2023-03-09
3	OTR 1 ISSUANCE	2023-02-06
2	GENERAL CLARIFICATION ISSUANCE	2022-11-17
1	DP ISSUANCE	2022-09-23

No.	Description	Date
-----	-------------	------

ARLINGTON GROUP

ENZO

THE EASTERLY 7.62m OF LOT 3, LOT 4 AND LOT 5, BLOCK 11, PLAN 4453 L

Drawing title

NORTH ELEVATION

Project number 22-09

Issued 03-08-2023

Drawn by MR_MD Checked by TS_RN

Drawing number

DP3.1

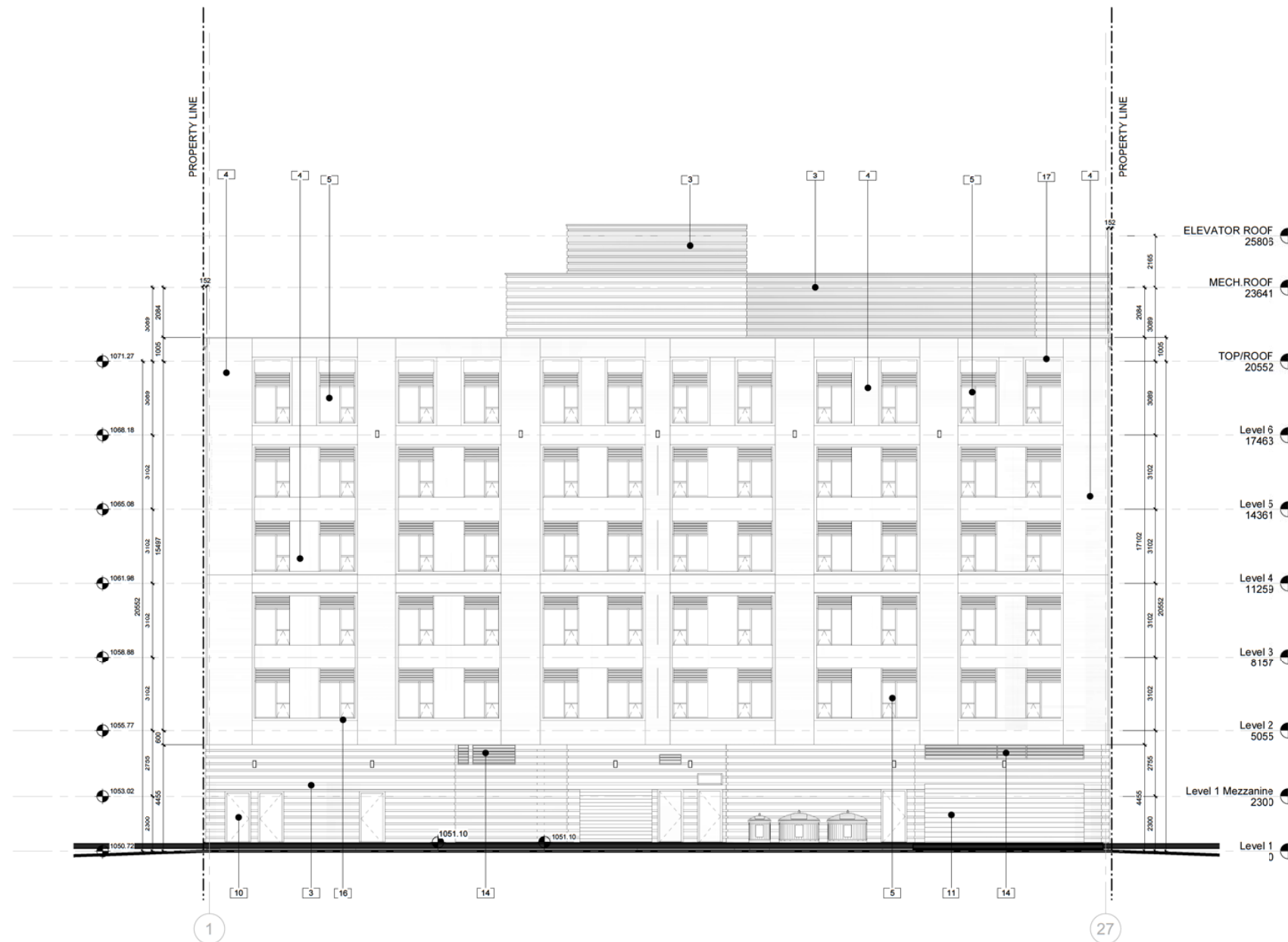
Scale As indicated

C:\Users\khalid\Documents\2023_03_08 Enzo (OTR-VEL_F02_Cover)_Rashid\ARLINGTON.rvt 4/12/2023 10:43:29 AM

ELEVATION LEGEND

1 WALL FINISH 1 / YANKEE HILL SMOOTH CHARCOAL (REFER TO COLOUR ELEVATIONS)	7 GLAZED ENTRY DOOR	13 SMOOTH SURFACE CONCRETE BLOCK	19 CANOPY 2
2 PRE-CAST CONCRETE PARGING	8 FIRST FLOOR COMMERCIAL GLAZED DOORS	14 MECHANICAL LOUVER 2	20 METAL CANOPY 2
3 CORRUGATED METAL PANEL 1	9 BALCONY GLAZED DOOR	15 EXTERIOR LIGHTING	21 METAL SIGN SUPPORT
4 CORRUGATED METAL PANEL 2	10 METAL DOOR	16 METAL FRAME 1	22 METAL C-CHANNEL
5 VINYL WINDOWS	11 STANDARD SECTIONAL OVERHEAD DOOR	17 METAL FRAME 2	23 METAL SIGN (UNDER SEPERATE APPLICATION)
6 VINYL WINDOWS 2	12 SPLIT SURFACE CONCRETE BLOCK	18 CANOPY 1	24 WALL FINISH 2 / YANKEE HILL DARK SMOKE BRONZE (REFER TO COLOUR ELEVATIONS)

* NOTE: SEE COLOUR ELEVATIONS FOR PROPOSED COLOUR STANDARDS



1 SOUTH ELEVATION
DP3.2 1 : 100

DAAS
DESIGN AND ARCHITECTURE STUDIO

ARLINGTON GROUP

THIS DRAWING IS A COPYRIGHT INSTRUMENT OF SERVICE AND IS THE PROPERTY OF THE CONSULTANT. INFORMATION CONTAINED HEREIN MAY NOT BE REPRODUCED OR COPIED WITHOUT WRITTEN NOTICE.
THIS DRAWING IS NOT TO BE SCALED. THE CONTRACTOR SHALL VERIFY ALL DIMENSIONS, DATUMS AND ELEVATIONS PERTINENT TO DOING THE WORK. THE CONTRACTOR SHALL REPORT DISCREPANCIES AND VARIATIONS TO THE CONSULTANT PRIOR TO COMMENCING THE WORK. THE LATEST ISSUE OF THE DRAWING SHALL BE USED IN THE EXECUTION OF THE WORK.

PROJECT TEAM

ARCHITECT
DAAS DESIGN AND ARCHITECTURE STUDIO
310 - 1032 17 Ave. S.W.
Calgary, AB T2T 0A5
T: 403.714.0459
E: info@daasarchitecture.com

STRUCTURAL ENGINEER
GLOTTMAN SIMPSON
#1025 - 808 4th Avenue SW
Calgary, AB T2P 3E8
T: 403.930.2100

MECHANICAL ENGINEER
REINBOLD ENGINEERING GROUP
110, 5970 Centre Street S.E.
Calgary, AB. T2H 0C1
T: 403.509.1039

ELECTRICAL ENGINEER
DESIGNCORE ENGINEERING LTD.
100 - 4723 1 St SW
Calgary, AB. T2G 4Y8
T: 403.269.2125

CIVIL ENGINEER
WATT CONSULTING GROUP
310 - 3016 5TH AVE NE
CALGARY, AB T2A 6K4
T: 403.273.9001

LANDSCAPE ARCHITECT
NAVAGRAH LANDSCAPE ARCHITECTURE
+ URBAN DESIGN
#204, 337-17TH AVE SW
CALGARY, AB T2S 0A5
T: 403.708.8778
E: info@navagrah.ca

No.	Description	Date
4	DTR 2 ISSUANCE UPDATE	2023-03-09
3	DTR 1 ISSUANCE	2023-02-06
2	GENERAL CLARIFICATION ISSUANCE	2022-11-17
1	DP ISSUANCE	2022-09-23

ARLINGTON GROUP
ENZO
THE EASTERLY 7.62m OF LOT 3, LOT 4 AND LOT 5, BLOCK 11, PLAN 4453 L

Drawing title
SOUTH ELEVATION

Project number 22-09

Issued 03-08-2023

Drawn by MR_MD Checked by TS_RN

Drawing number

DP3.2

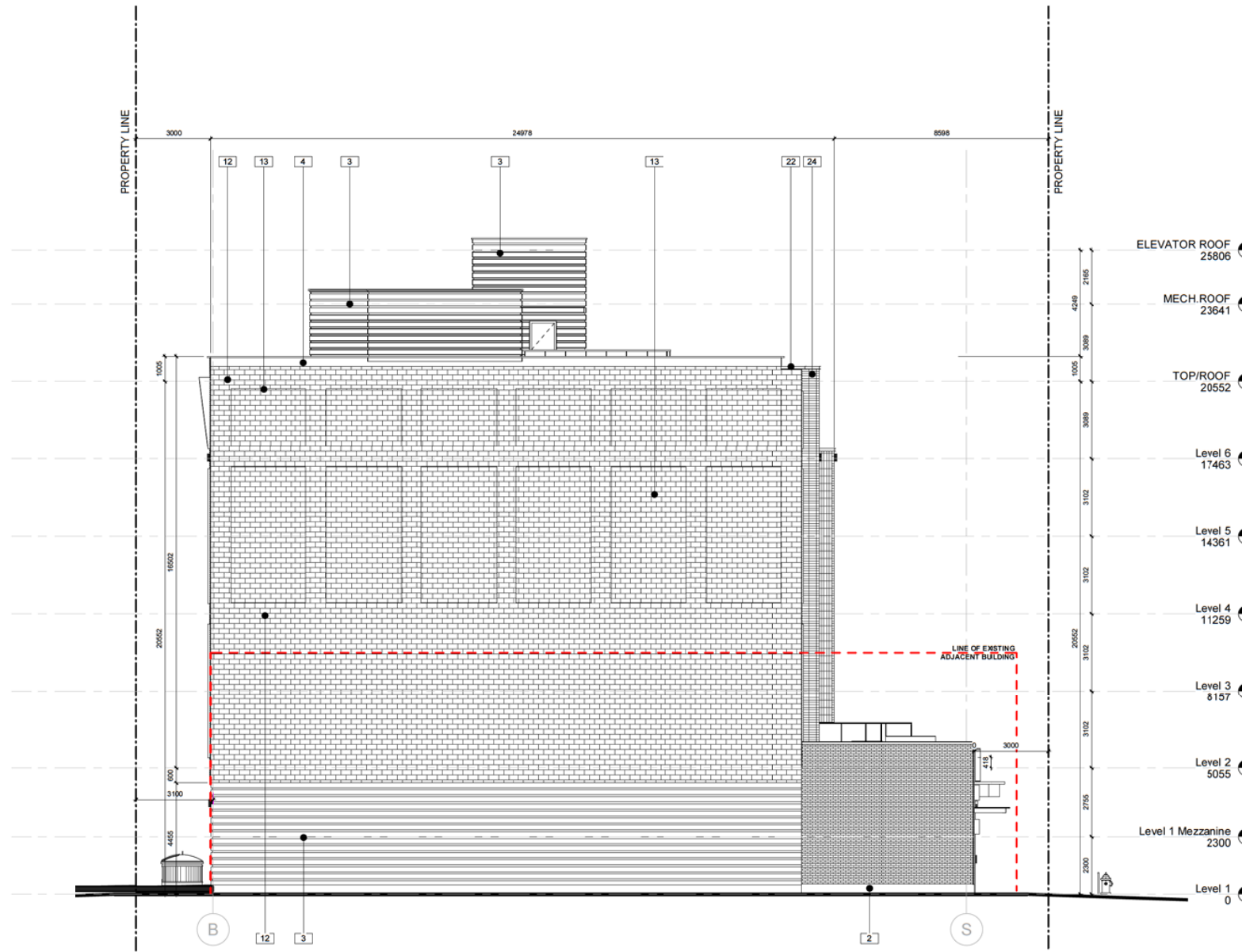
Scale As indicated

C:\Users\Bashir\Documents\2023_03_08 Enzo (DTR-VEL_F2D_Correl)_Bashir\GOUT.rvt 4/12/2023 10:43:34 AM

ELEVATION LEGEND

1 WALL FINISH 1 / YANKEE HILL SMOOTH CHARCOAL (REFER TO COLOUR ELEVATIONS)	7 GLAZED ENTRY DOOR	13 SMOOTH SURFACE CONCRETE BLOCK	19 CANOPY 2
2 PRE-CAST CONCRETE PAVING	8 FIRST FLOOR COMMERCIAL GLAZED DOORS	14 MECHANICAL LOUVER 2	20 METAL CANOPY 2
3 CORRUGATED METAL PANEL 1	9 BALCONY GLAZED DOOR	15 EXTERIOR LIGHTING	21 METAL SIGN SUPPORT
4 CORRUGATED METAL PANEL 2	10 METAL DOOR	16 METAL FRAME 1	22 METAL C-CHANNEL
5 VINYL WINDOWS	11 STANDARD SECTIONAL OVERHEAD DOOR	17 METAL FRAME 2	23 METAL SIGN (UNDER SEPERATE APPLICATION)
6 VINYL WINDOWS 2	12 SPLIT SURFACE CONCRETE BLOCK	18 CANOPY 1	24 WALL FINISH 2 / YANKEE HILL DARK SMOKE BRONZE (REFER TO COLOUR ELEVATIONS)

* NOTE: SEE COLOUR ELEVATIONS FOR PROPOSED COLOUR STANDARDS



1 EAST ELEVATION
DP3.3 1 : 100

DAAS
DESIGN AND ARCHITECTURE STUDIO

ARLINGTON GROUP

THIS DRAWING IS A COPYRIGHT INSTRUMENT OF SERVICE AND IS THE PROPERTY OF THE CONSULTANT. INFORMATION CONTAINED HEREIN MAY NOT BE REPRODUCED OR COPIED WITHOUT WRITTEN NOTICE.
THIS DRAWING IS NOT TO BE SCALED. THE CONTRACTOR SHALL VERIFY ALL DIMENSIONS, DATUMS AND ELEVATIONS PERTINENT TO DOING THE WORK. THE CONTRACTOR SHALL REPORT DISCREPANCIES AND VARIATIONS TO THE CONSULTANT PRIOR TO COMMENCING THE WORK. THE LATEST ISSUE OF THE DRAWING SHALL BE USED IN THE EXECUTION OF THE WORK.

PROJECT TEAM

ARCHITECT
DAAS DESIGN AND ARCHITECTURE STUDIO
310 - 1032 17 Ave. S.W.
Calgary, AB T2T 0A5
T: 403.714.0459
E: info@daasarchitecture.com

STRUCTURAL ENGINEER
GLOTTMAN SIMPSON
#1025 - 808 4th Avenue SW
Calgary, AB T2P 3E8
T: 403.930.2100

MECHANICAL ENGINEER
REINBOLD ENGINEERING GROUP
110, 5970 Centre Street S.E.
Calgary, AB. T2H 0C1
T: 403.509.1039

ELECTRICAL ENGINEER
DESIGNCORE ENGINEERING LTD.
100 - 4723 1 St SW
Calgary, AB. T2G 4Y8
T: 403.269.2125

CIVIL ENGINEER
WATT CONSULTING GROUP
310 - 3016 5TH AVE NE
CALGARY, AB T2A 6K4
T: 403.273.9001

LANDSCAPE ARCHITECT
NAVAGRAH LANDSCAPE ARCHITECTURE
+ URBAN DESIGN
#204, 337-17TH AVE SW
CALGARY, AB T2S 0A5
T: 403.708.6776
E: info@navagrah.ca

No.	Description	Date
4	OTR 2 ISSUANCE UPDATE	2023-03-09
3	OTR 1 ISSUANCE	2023-02-06
2	GENERAL CLARIFICATION ISSUANCE	2022-11-17
1	DP ISSUANCE	2022-09-23

No. Description Date

ARLINGTON GROUP

ENZO
THE EASTERLY 7.62m OF LOT 3, LOT 4 AND LOT 5, BLOCK 11, PLAN 4453 L

Drawing title

EAST ELEVATION

Project number 22-09
Issued 03-08-2023

Drawn by MR_MD Checked by TS_RN

Drawing number **DP3.3**

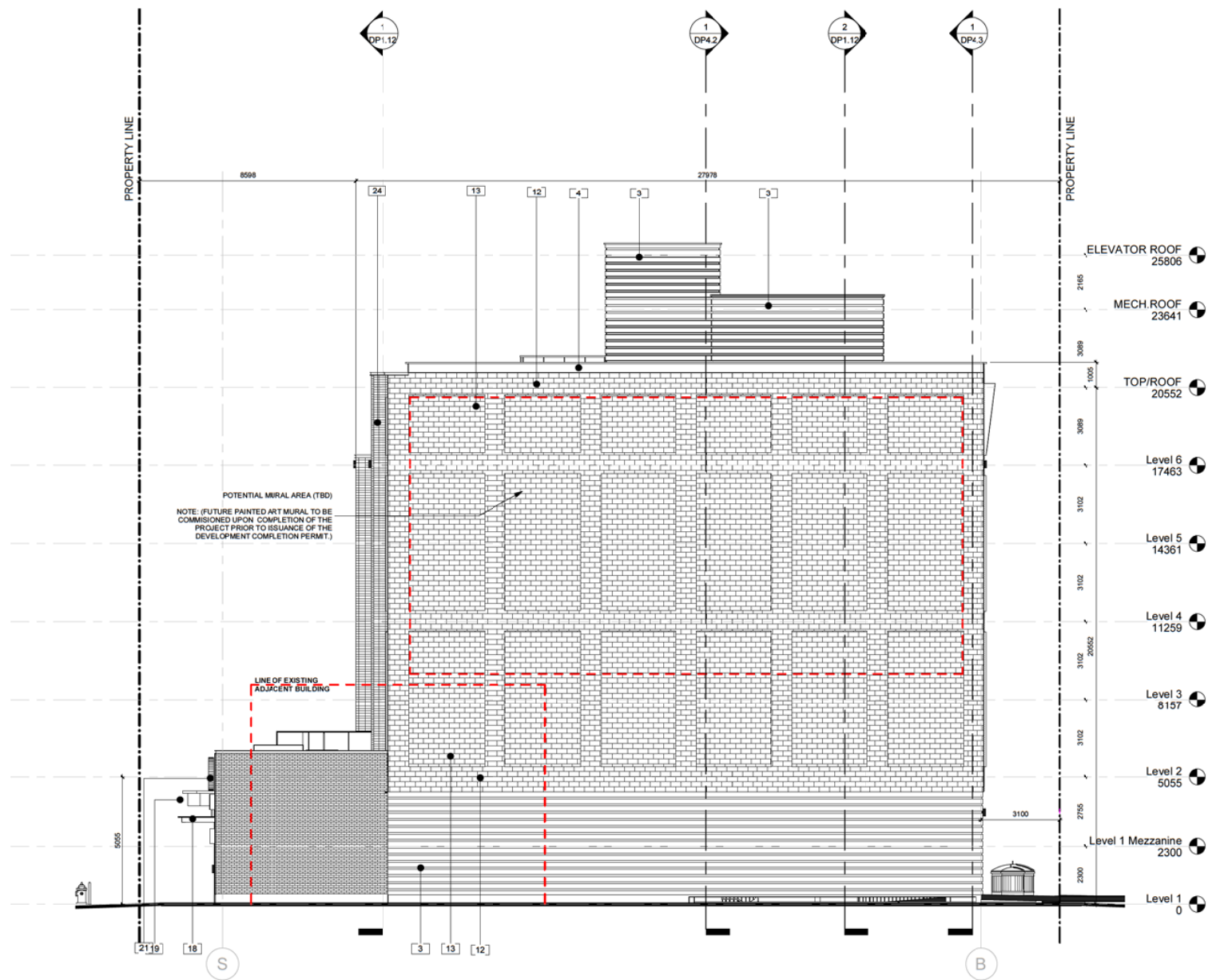
Scale As indicated

C:\Users\Bharathi\Documents\2023_03_08\Enzo (OTR-VEL)_R20_Correl_Drawing\ARLINGTON\G117.rvt 4/12/2023 10:43:39 AM

ELEVATION LEGEND

1 WALL FINISH 1 / YANKEE HILL SMOOTH CHARCOAL (REFER TO COLOUR ELEVATIONS)	7 GLAZED ENTRY DOOR	13 SMOOTH SURFACE CONCRETE BLOCK	19 CANOPY 2
2 PRE-CAST CONCRETE PAVING	8 FIRST FLOOR COMMERCIAL GLAZED DOORS	14 MECHANICAL LOUVER 2	20 METAL CANOPY 2
3 CORRUGATED METAL PANEL 1	9 BALCONY GLAZED DOOR	15 EXTERIOR LIGHTING	21 METAL SIGN SUPPORT
4 CORRUGATED METAL PANEL 2	10 METAL DOOR	16 METAL FRAME 1	22 METAL C-CHANNEL
5 VINYL WINDOWS	11 STANDARD SECTIONAL OVERHEAD DOOR	17 METAL FRAME 2	23 METAL SIGN (UNDER SEPERATE APPLICATION)
6 VINYL WINDOWS 2	12 SPLIT SURFACE CONCRETE BLOCK	18 CANOPY 1	24 WALL FINISH 2 / YANKEE HILL DARK SMOKE BRONZE (REFER TO COLOUR ELEVATIONS)

* NOTE: SEE COLOUR ELEVATIONS FOR PROPOSED COLOUR STANDARDS



THIS DRAWING IS A COPYRIGHT INSTRUMENT OF SERVICE AND IS THE PROPERTY OF THE CONSULTANT. INFORMATION CONTAINED HEREIN MAY NOT BE REPRODUCED OR COPIED WITHOUT WRITTEN NOTICE.
THIS DRAWING IS NOT TO BE SCALED. THE CONTRACTOR SHALL VERIFY ALL DIMENSIONS, DATUMS AND ELEVATIONS PERTINENT TO DOING THE WORK. THE CONTRACTOR SHALL REPORT DISCREPANCIES AND VARIATIONS TO THE CONSULTANT PRIOR TO COMMENCING THE WORK. THE LATEST ISSUE OF THE DRAWING SHALL BE USED IN THE EXECUTION OF THE WORK.

PROJECT TEAM

ARCHITECT
DAAS DESIGN AND ARCHITECTURE STUDIO
310 - 1032 17 Ave. S.W.
Calgary, AB T2T 0A5
T: 403.714.0459
E: info@daasarchitecture.com

STRUCTURAL ENGINEER
GLOTTMAN SIMPSON
#1025 - 808 4th Avenue SW
Calgary, AB T2P 3E8
T: 403.930.2100

MECHANICAL ENGINEER
REINBOLD ENGINEERING GROUP
110, 5970 Centre Street S.E.
Calgary, AB. T2H 0C1
T: 403.509.1039

ELECTRICAL ENGINEER
DESIGNCORE ENGINEERING LTD.
100 - 4723 1 St SW
Calgary, AB. T2G 4Y8
T: 403.269.2125

CIVIL ENGINEER
WATT CONSULTING GROUP
310 - 3016 5TH AVE NE
CALGARY, AB T2A 6K4
T: 403.273.9001

LANDSCAPE ARCHITECT
NAVAGRAH LANDSCAPE ARCHITECTURE
+ URBAN DESIGN
#204, 337-17TH AVE SW
CALGARY, AB T2S 0A5
T: 403.708.8778
E: info@navagrah.ca

No.	Description	Date
4	DTR 2 ISSUANCE UPDATE	2023-03-09
3	DTR 1 ISSUANCE	2023-02-06
2	GENERAL CLARIFICATION ISSUANCE	2022-11-17
1	DP ISSUANCE	2022-09-23

ARLINGTON GROUP

ENZO
THE EASTERLY 7.62m OF LOT 3, LOT 4 AND
LOT 5, BLOCK 11, PLAN 4453 L

Drawing title
WEST ELEVATION

Project number 22-09

Issued 03-08-2023

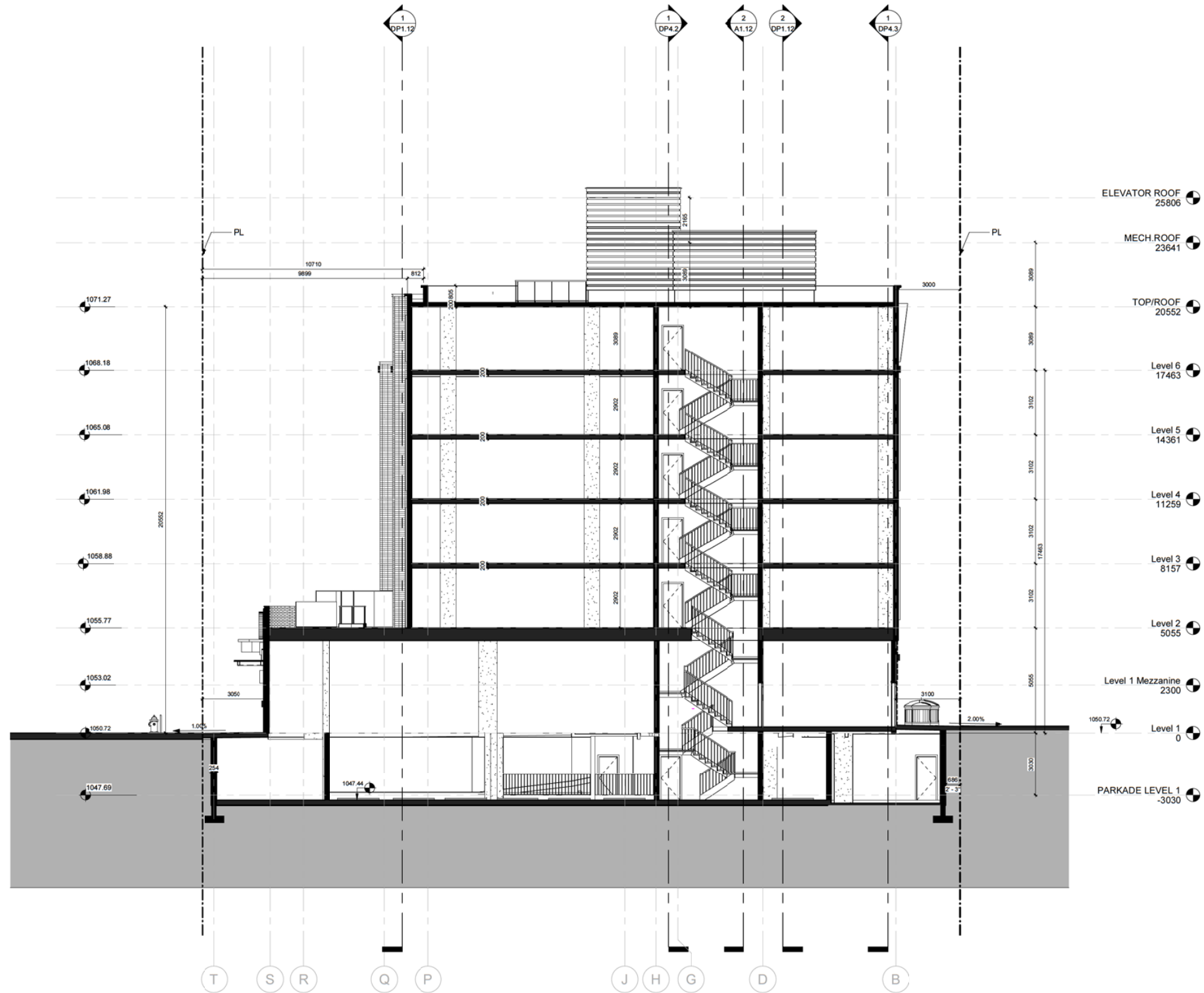
Drawn by MR_MD Checked by TS_RN

Drawing number

DP3.4

Scale As indicated

C:\Users\Bharathi\Documents\2023_03_08 Enzo (DTR-VEL_F02_Correl_Layout)\Bharathi\F01.rvt 4/12/2023 10:43:39 AM



1 BUILDING SECTION 1
DP4.1 1 : 100

DAAS
DESIGN AND ARCHITECTURE STUDIO

ARLINGTON GROUP

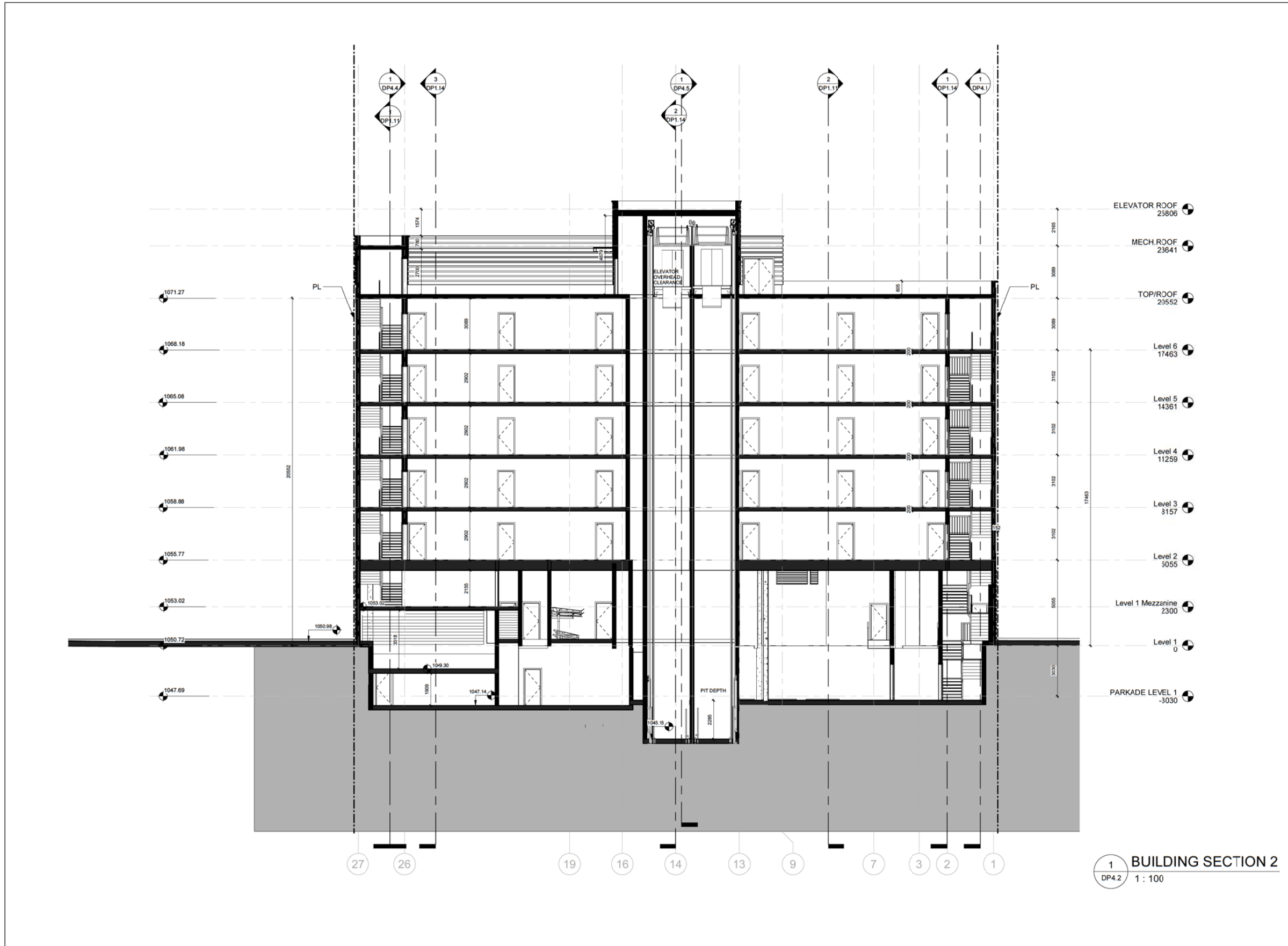
THIS DRAWING IS A COPYRIGHT INSTRUMENT OF SERVICE AND IS THE PROPERTY OF THE CONSULTANT. INFORMATION CONTAINED HEREIN MAY NOT BE REPRODUCED OR COPIED WITHOUT WRITTEN NOTICE.
THIS DRAWING IS NOT TO BE SCALED. THE CONTRACTOR SHALL VERIFY ALL DIMENSIONS, DATUMS AND ELEVATIONS PERTINENT TO DOING THE WORK. THE CONTRACTOR SHALL REPORT DISCREPANCIES AND VARIATIONS TO THE CONSULTANT PRIOR TO COMMENCING THE WORK. THE LATEST ISSUE OF THE DRAWING SHALL BE USED IN THE EXECUTION OF THE WORK.

PROJECT TEAM
ARCHITECT
DAAS DESIGN AND ARCHITECTURE STUDIO
310 - 1032 17 Ave. S.W.
Calgary, AB T2T 0A5
T: 403.714.0459
E: info@daasarchitecture.com
STRUCTURAL ENGINEER
GLOTTMAN SIMPSON
#1025 - 808 4th Avenue SW
Calgary, AB T2P 3E8
T: 403.930.2100
MECHANICAL ENGINEER
REINBOLD ENGINEERING GROUP
110, 5970 Centre Street S.E.
Calgary, AB T2H 0C1
T: 403.509.1039
ELECTRICAL ENGINEER
DESIGNCORE ENGINEERING LTD.
100 - 4723 1 St SW
Calgary, AB T2G 4Y8
T: 403.269.2125
CIVIL ENGINEER
WATT CONSULTING GROUP
310 - 3016 5TH AVE NE
CALGARY, AB T2A 6K4
T: 403.273.9001
LANDSCAPE ARCHITECT
NAVAGRAH LANDSCAPE ARCHITECTURE
+ URBAN DESIGN
#204, 337-17TH AVE SW
CALGARY, AB T2S 0A5
T: 403.708.8778
E: info@navagrah.ca

No.	Description	Date
4	DTR 2 ISSUANCE UPDATE	2023-03-09
3	DTR 1 ISSUANCE	2023-02-06
2	GENERAL CLARIFICATION ISSUANCE	2022-11-17
1	DP ISSUANCE	2022-09-23

ARLINGTON GROUP
ENZO
THE EASTERLY 7.62m OF LOT 3, LOT 4 AND LOT 5, BLOCK 11, PLAN 4453 L
Drawing title
BUILDING SECTION 1

Project number 22-09
Issued 03-08-2023
Drawn by MD,NC Checked by TS,RN
Drawing number **DP4.1**
Scale 1 : 100



DAAS

DESIGN AND ARCHITECTURE STUDIO

ARLINGTON GROUP

THIS DRAWING IS A COPYRIGHT INSTRUMENT OF SERVICE AND IS THE PROPERTY OF THE CONSULTANT. INFORMATION CONTAINED HEREIN MAY NOT BE REPRODUCED OR COPIED WITHOUT WRITTEN NOTICE.

THIS DRAWING IS NOT TO BE SCALED. THE CONTRACTOR SHALL VERIFY ALL DIMENSIONS, DATUMS AND ELEVATIONS PERTINENT TO DOING THE WORK. THE CONTRACTOR SHALL REPORT DISCREPANCIES AND VARIATIONS TO THE CONSULTANT PRIOR TO COMMENCING THE WORK. THE LATEST ISSUE OF THE DRAWING SHALL BE USED IN THE EXECUTION OF THE WORK.

PROJECT TEAM

ARCHITECT
DAAS DESIGN AND ARCHITECTURE STUDIO
310 - 1032 17 Ave. S.W.
Calgary, AB T2T 0A5
T: 403.714.0459
E: info@daasarchitecture.com

STRUCTURAL ENGINEER
GLOTTMAN SIMPSON
#1025 - 808 4th Avenue SW
Calgary, AB T2P 3E8
T: 403.930.2100

MECHANICAL ENGINEER
REINBOLD ENGINEERING GROUP
110, 5970 Centre Street S.E.
Calgary, AB T2H 0C1
T: 403.509.1039

ELECTRICAL ENGINEER
DESIGNCORE ENGINEERING LTD.
100 - 4723 1 St SW
Calgary, AB T2G 4Y8
T: 403.269.2125

CIVIL ENGINEER
WATT CONSULTING GROUP
310 - 3016 5TH AVE NE
CALGARY, AB T2A 6K4
T: 403.273.9001

LANDSCAPE ARCHITECT
NAVAGRAH LANDSCAPE ARCHITECTURE
+ URBAN DESIGN
#204, 337-17TH AVE SW
CALGARY, AB T2S 0A5
T: 403.708.6776
E: info@navagrah.ca

No.	Description	Date
4	OTR 2 ISSUANCE UPDATE	2023-03-09
3	OTR 1 ISSUANCE	2023-02-06
2	GENERAL CLARIFICATION ISSUANCE	2022-11-17
1	DP ISSUANCE	2022-09-23

ARLINGTON GROUP

ENZO

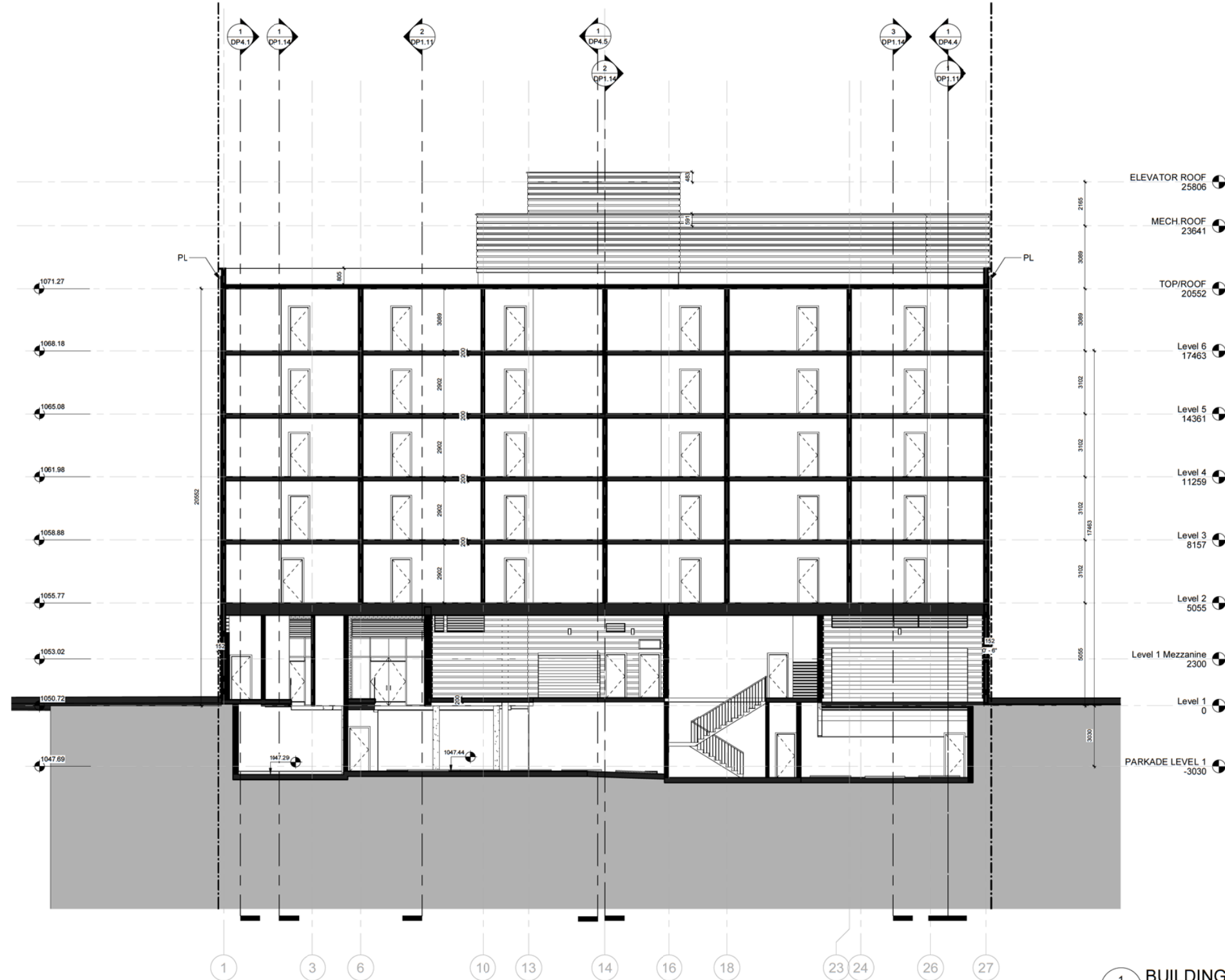
THE EASTERLY 7.62m OF LOT 3, LOT 4 AND LOT 5, BLOCK 11, PLAN 4453 L

Drawing title


BUILDING SECTION 2

Project number	22-09
Issued	03-08-2023
Drawn by	MD, NC
Checked by	TS, RN
Drawing number	DP4.2
Scale	1 : 100

C:\Users\kashale\Documents\2023_03_08 Enzo (OTR-VEL_F2D_Correl_Planes)\BOLUT.rvt 4/12/2023 10:43:41 AM



1 BUILDING SECTION 3
DP4.3 1 : 100



THIS DRAWING IS A COPYRIGHT INSTRUMENT OF SERVICE AND IS THE PROPERTY OF THE CONSULTANT. INFORMATION CONTAINED HEREIN MAY NOT BE REPRODUCED OR COPIED WITHOUT WRITTEN NOTICE.
THIS DRAWING IS NOT TO BE SCALED. THE CONTRACTOR SHALL VERIFY ALL DIMENSIONS, DATUMS AND ELEVATIONS PERTINENT TO DOING THE WORK. THE CONTRACTOR SHALL REPORT DISCREPANCIES AND VARIATIONS TO THE CONSULTANT PRIOR TO COMMENCING THE WORK. THE LATEST ISSUE OF THE DRAWING SHALL BE USED IN THE EXECUTION OF THE WORK.

PROJECT TEAM
ARCHITECT
DAAS DESIGN AND ARCHITECTURE STUDIO
310 - 1032 17 Ave. S.W.
Calgary, AB T2T 0A5
T: 403.714.0459
E: info@daasarchitecture.com
STRUCTURAL ENGINEER
GLOTTMAN SIMPSON
#1025 - 808 4th Avenue SW
Calgary, AB T2P 3E8
T: 403.930.2100
MECHANICAL ENGINEER
REINBOLD ENGINEERING GROUP
110, 5970 Centre Street S.E.
Calgary, AB. T2H 0C1
T: 403.509.1039
ELECTRICAL ENGINEER
DESIGNCORE ENGINEERING LTD.
100 - 4723 1 St SW
Calgary, AB. T2G 4Y8
T: 403.269.2125
CIVIL ENGINEER
WATT CONSULTING GROUP
310 - 3016 5TH AVE NE
CALGARY, AB T2A 6K4
T: 403.273.9001
LANDSCAPE ARCHITECT
NAVAGRAH LANDSCAPE ARCHITECTURE
+ URBAN DESIGN
#204, 337-17TH AVE SW
CALGARY, AB T2S 0A5
T: 403.708.6776
E: info@navagrah.ca

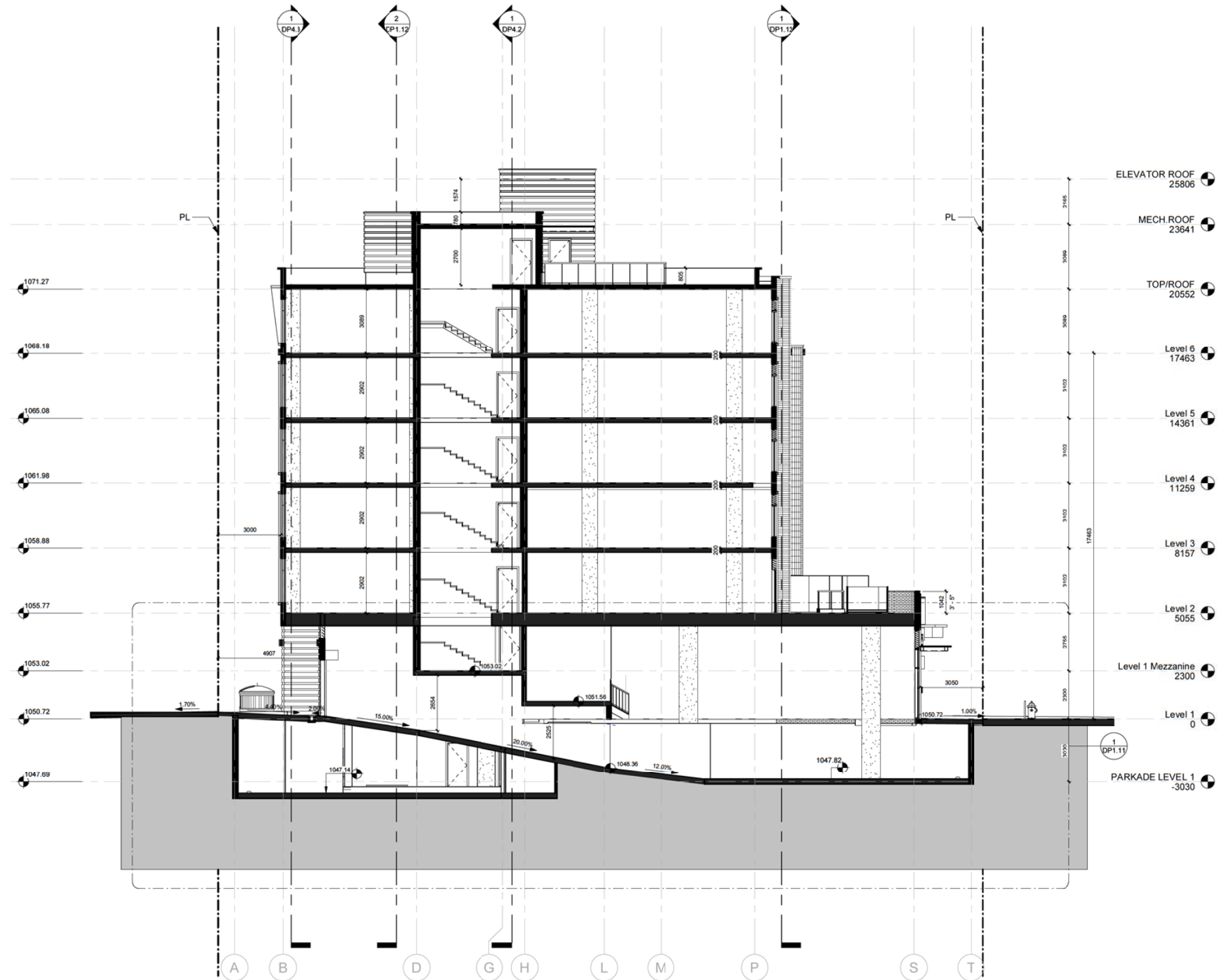
No.	Description	Date
4	DTR 2 ISSUANCE UPDATE	2023-03-09
3	DTR 1 ISSUANCE	2023-02-06
2	GENERAL CLARIFICATION ISSUANCE	2022-11-17
1	DP ISSUANCE	2022-09-23

ARLINGTON GROUP
ENZO
THE EASTERLY 7.62m OF LOT 3, LOT 4 AND LOT 5, BLOCK 11, PLAN 4453 L

Drawing title
BUILDING SECTION 3

Project number 22-09
Issued 03-08-2023
Drawn by MD,NC Checked by TS,RN
Drawing number **DP4.3**
Scale 1 : 100

C:\Users\Bachar\Documents\CPC2023_04_11\Enzo (DTR-VEL)_D01_Consultant\Bachar\G0117.rvt 4/12/2023 10:43:42 AM



DAAS
DESIGN AND ARCHITECTURE STUDIO

ARLINGTON GROUP

THIS DRAWING IS A COPYRIGHT INSTRUMENT OF SERVICE AND IS THE PROPERTY OF THE CONSULTANT. INFORMATION CONTAINED HEREIN MAY NOT BE REPRODUCED OR COPIED WITHOUT WRITTEN NOTICE.
THIS DRAWING IS NOT TO BE SCALED. THE CONTRACTOR SHALL VERIFY ALL DIMENSIONS, DATUMS AND ELEVATIONS PERTINENT TO DOING THE WORK. THE CONTRACTOR SHALL REPORT DISCREPANCIES AND VARIATIONS TO THE CONSULTANT PRIOR TO COMMENCING THE WORK. THE LATEST ISSUE OF THE DRAWING SHALL BE USED IN THE EXECUTION OF THE WORK.

PROJECT TEAM

ARCHITECT
DAAS DESIGN AND ARCHITECTURE STUDIO
310 - 1032 17 Ave. S.W.
Calgary, AB T2T 0A5
T: 403.714.0459
E: info@daasarchitecture.com

STRUCTURAL ENGINEER
GLOTTMAN SIMPSON
#1025 - 808 4th Avenue SW
Calgary, AB T2P 3E8
T: 403.930.2100

MECHANICAL ENGINEER
REINBOLD ENGINEERING GROUP
110, 5970 Centre Street S.E.
Calgary, AB. T2H 0C1
T: 403.509.1039

ELECTRICAL ENGINEER
DESIGNCORE ENGINEERING LTD.
100 - 4723 1 St SW
Calgary, AB. T2G 4Y8
T: 403.269.2125

CIVIL ENGINEER
WATT CONSULTING GROUP
310 - 3016 5TH AVE NE
CALGARY, AB T2A 6K4
T: 403.273.9001

LANDSCAPE ARCHITECT
NAVAGRAH LANDSCAPE ARCHITECTURE
+ URBAN DESIGN
#204, 337-17TH AVE SW
CALGARY, AB T2S 0A5
T: 403.708.8778
E: info@navagrah.ca

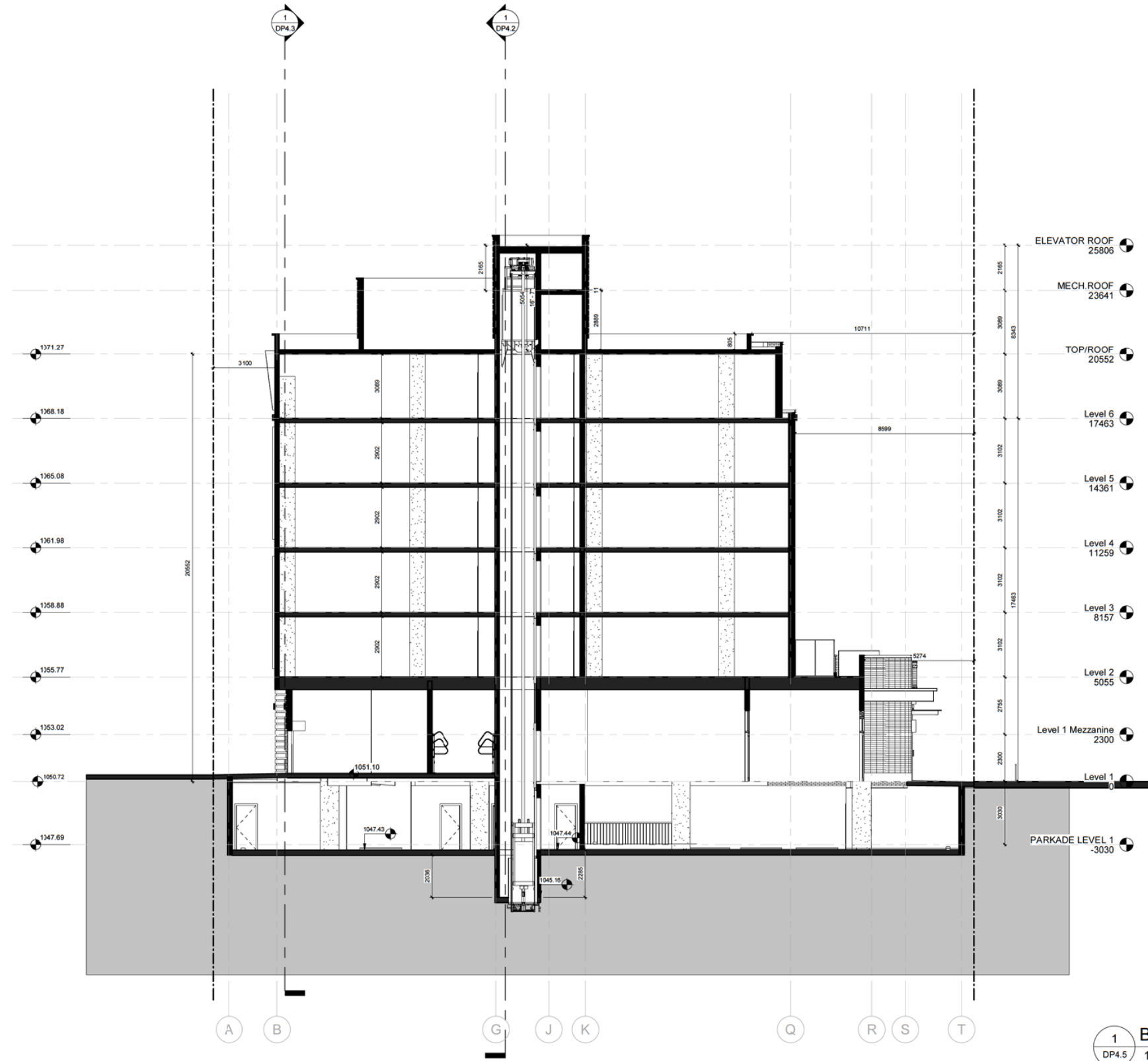
No.	Description	Date
4	DTR 2 ISSUANCE UPDATE	2023-03-09
3	DTR 1 ISSUANCE	2023-02-06
2	GENERAL CLARIFICATION ISSUANCE	2022-11-17
1	DP ISSUANCE	2022-09-23

ARLINGTON GROUP

ENZO
THE EASTERLY 7.62m OF LOT 3, LOT 4 AND LOT 5, BLOCK 11, PLAN 4453 L

Drawing title
BUILDING SECTION 4

Project number: 22-09
Issued: 03-08-2023
Drawn by: MD,NC Checked by: TS,RN
Drawing number: **DP4.4**
Scale: 1 : 100



1 BUILDING SECTION 5
DP4.5 1 : 100

DAAS
DESIGN AND ARCHITECTURE STUDIO

ARLINGTON GROUP

THIS DRAWING IS A COPYRIGHT INSTRUMENT OF SERVICE AND IS THE PROPERTY OF THE CONSULTANT. INFORMATION CONTAINED HEREIN MAY NOT BE REPRODUCED OR COPIED WITHOUT WRITTEN NOTICE.
THIS DRAWING IS NOT TO BE SCALED. THE CONTRACTOR SHALL VERIFY ALL DIMENSIONS, DATUMS AND ELEVATIONS PERTINENT TO DOING THE WORK. THE CONTRACTOR SHALL REPORT DISCREPANCIES AND VARIATIONS TO THE CONSULTANT PRIOR TO COMMENCING THE WORK. THE LATEST ISSUE OF THE DRAWING SHALL BE USED IN THE EXECUTION OF THE WORK.

PROJECT TEAM
ARCHITECT
DAAS DESIGN AND ARCHITECTURE STUDIO
310 - 1032 17 Ave. S.W.
Calgary, AB T2T 0A5
T: 403.714.0459
E: info@daasarchitecture.com
STRUCTURAL ENGINEER
GLOTTMAN SIMPSON
#1025 - 808 4th Avenue SW
Calgary, AB T2P 3E8
T: 403.930.2100
MECHANICAL ENGINEER
REINBOLD ENGINEERING GROUP
110, 5970 Centre Street S.E.
Calgary, AB T2H 0C1
T: 403.509.1039
ELECTRICAL ENGINEER
DESIGNCORE ENGINEERING LTD.
100 - 4723 1 St SW
Calgary, AB, T2G 4Y8
T: 403.269.2125
CIVIL ENGINEER
WATT CONSULTING GROUP
310 - 3016 5TH AVE NE
CALGARY, AB T2A 6K4
T: 403.273.9001
LANDSCAPE ARCHITECT
NAVAGRAH LANDSCAPE ARCHITECTURE
+ URBAN DESIGN
#204, 337-17TH AVE SW
CALGARY, AB T2S 0A5
T: 403.708.8778
E: info@navagrah.ca

No.	Description	Date
4	OTR 2 ISSUANCE UPDATE	2023-03-09
3	OTR 1 ISSUANCE	2023-02-06
2	GENERAL CLARIFICATION ISSUANCE	2022-11-17
1	DP ISSUANCE	2022-09-23

ARLINGTON GROUP
ENZO
THE EASTERLY 7.62m OF LOT 3, LOT 4 AND LOT 5, BLOCK 11, PLAN 4453 L
Drawing title
BUILDING SECTION 5

Project number 22-09
Issued 03-08-2023
Drawn by MD Checked by TS_RN
Drawing number **DP4.5**
Scale 1 : 100

C:\Users\frankie\Documents\2023_03_08 Enzo (OTR-VEL_FSD_Central_Restroom)GOLF.rvt 4/12/2023 10:43:47 AM

DAAS
DESIGN AND ARCHITECTURE STUDIO

ARLINGTON GROUPST

THIS DRAWING IS A COPYRIGHT INSTRUMENT OF SERVICE AND IS THE PROPERTY OF THE CONSULTANT. INFORMATION CONTAINED HEREIN MAY NOT BE REPRODUCED OR COPIED WITHOUT WRITTEN NOTICE.
THIS DRAWING IS NOT TO BE SCALED. THE CONTRACTOR SHALL VERIFY ALL DIMENSIONS, DATUMS AND ELEVATIONS PERTINENT TO DOING THE WORK. THE CONTRACTOR SHALL REPORT DISCREPANCIES AND VARIATIONS TO THE CONSULTANT PRIOR TO COMMENCING THE WORK. THE LATEST ISSUE OF THE DRAWING SHALL BE USED IN THE EXECUTION OF THE WORK.

PROJECT TEAM

ARCHITECT
DAAS DESIGN AND ARCHITECTURE STUDIO
310 - 1032 17 Ave. S.W.
Calgary, AB T2T 0A5
T: 403.714.0459
E: info@daasarchitecture.com

STRUCTURAL ENGINEER
GLOTTMAN SIMPSON
#1025 - 808 4th Avenue SW
Calgary, AB T2P 3E8
T: 403.930.2100

MECHANICAL ENGINEER
REINBOLD ENGINEERING GROUP
110, 5970 Centre Street S.E.
Calgary, AB. T2H 0C1
T: 403.509.1039

ELECTRICAL ENGINEER
DESIGNCORE ENGINEERING LTD.
100 - 4723 1 St SW
Calgary, AB. T2G 4Y8
T: 403.269.2125

CIVIL ENGINEER
WATT CONSULTING GROUP
310 - 3016 5TH AVE NE
CALGARY, AB T2A 6K4
T: 403.273.9001

LANDSCAPE ARCHITECT
NAVAGRAH LANDSCAPE ARCHITECTURE
+ URBAN DESIGN
#204, 337-17TH AVE SW
CALGARY, AB T2S 0A5
T: 403.708.6776
E: info@navagrah.ca



- ELEVATOR ROOF 25806
- MECH. ROOF 23641
- TOP/ROOF 20552
- Level 6 17463
- Level 5 14361
- Level 4 11259
- Level 3 8157
- Level 2 5055
- Level 1 Mezzanine 2300
- Level 1 0

No.	Description	Date
4	DTR 2 ISSUANCE UPDATE	2023-03-09
3	DTR 1 ISSUANCE	2023-02-06
2	GENERAL CLARIFICATION ISSUANCE	2022-11-17
1	DP ISSUANCE	2022-09-23


ARLINGTON GROUP

ENZO
THE EASTERLY 7.62m OF LOT 3, LOT 4 AND LOT 5, BLOCK 11, PLAN 4453 L

Drawing title
NORTH COLOR ELEVATION

Project number 22-09
Issued 03-08-2023
Drawn by MR_MD Checked by TS_RN
Drawing number **DP5.1**
Scale 1 : 100

1 NORTH COLOR ELEVATION
DP5.1 1 : 100



1 SOUTH COLOR ELEVATION
DP5.2 1 : 100

DAAS
DESIGN AND ARCHITECTURE STUDIO

ARLINGTON GROUPST

THIS DRAWING IS A COPYRIGHT INSTRUMENT OF SERVICE AND IS THE PROPERTY OF THE CONSULTANT. INFORMATION CONTAINED HEREIN MAY NOT BE REPRODUCED OR COPIED WITHOUT WRITTEN NOTICE.
THIS DRAWING IS NOT TO BE SCALED. THE CONTRACTOR SHALL VERIFY ALL DIMENSIONS, DATUMS AND ELEVATIONS PERTINENT TO DOING THE WORK. THE CONTRACTOR SHALL REPORT DISCREPANCIES AND VARIATIONS TO THE CONSULTANT PRIOR TO COMMENCING THE WORK. THE LATEST ISSUE OF THE DRAWING SHALL BE USED IN THE EXECUTION OF THE WORK.

PROJECT TEAM
ARCHITECT
DAAS DESIGN AND ARCHITECTURE STUDIO
310 - 1032 17 Ave. S.W.
Calgary, AB T2T 0A5
T: 403.714.0459
E: info@daasarchitecture.com
STRUCTURAL ENGINEER
GLOTTMAN SIMPSON
#1025 - 808 4th Avenue SW
Calgary, AB T2P 3E8
T: 403.930.2100
MECHANICAL ENGINEER
REINBOLD ENGINEERING GROUP
110, 5970 Centre Street S.E.
Calgary, AB. T2H 0C1
T: 403.509.1039
ELECTRICAL ENGINEER
DESIGNCORE ENGINEERING LTD.
100 - 4723 1 St SW
Calgary, AB. T2G 4Y8
T: 403.269.2125
CIVIL ENGINEER
WATT CONSULTING GROUP
310 - 3016 5TH AVE NE
CALGARY, AB T2A 6K4
T: 403.273.9001
LANDSCAPE ARCHITECT
NAVAGRAH LANDSCAPE ARCHITECTURE
+ URBAN DESIGN
#204, 337-17TH AVE SW
CALGARY, AB T2S 0A5
T: 403.708.8778
E: info@navagrah.ca

No.	Description	Date
4	DTR 2 ISSUANCE UPDATE	2023-03-09
3	DTR 1 ISSUANCE	2023-02-06
2	GENERAL CLARIFICATION ISSUANCE	2022-11-17
1	DP ISSUANCE	2022-09-23

ARLINGTON GROUP

ENZO
THE EASTERLY 7.62m OF LOT 3, LOT 4 AND LOT 5, BLOCK 11, PLAN 4453 L

Drawing title
SOUTH COLOR ELEVATION

Project number 22-09
Issued 03-08-2023
Drawn by MR_MD Checked by TS_RN
Drawing number **DP5.2**
Scale 1 : 100

C:\Users\Bachar\Documents\2023_03_08 Enzo (DTR-VEL)_D01_Cover_L_Raster.dwg 4/12/2023 10:44:59 AM

DAAS
DESIGN AND ARCHITECTURE STUDIO

ARLINGTON GROUPST

THIS DRAWING IS A COPYRIGHT INSTRUMENT OF SERVICE AND IS THE PROPERTY OF THE CONSULTANT. INFORMATION CONTAINED HEREIN MAY NOT BE REPRODUCED OR COPIED WITHOUT WRITTEN NOTICE.
THIS DRAWING IS NOT TO BE SCALED. THE CONTRACTOR SHALL VERIFY ALL DIMENSIONS, DATUMS AND ELEVATIONS PERTINENT TO DOING THE WORK. THE CONTRACTOR SHALL REPORT DISCREPANCIES AND VARIATIONS TO THE CONSULTANT PRIOR TO COMMENCING THE WORK. THE LATEST ISSUE OF THE DRAWING SHALL BE USED IN THE EXECUTION OF THE WORK.

PROJECT TEAM

ARCHITECT
DAAS DESIGN AND ARCHITECTURE STUDIO
310 - 1032 17 Ave. S.W.
Calgary, AB T2T 0A5
T: 403.714.0459
E: info@daasarchitecture.com

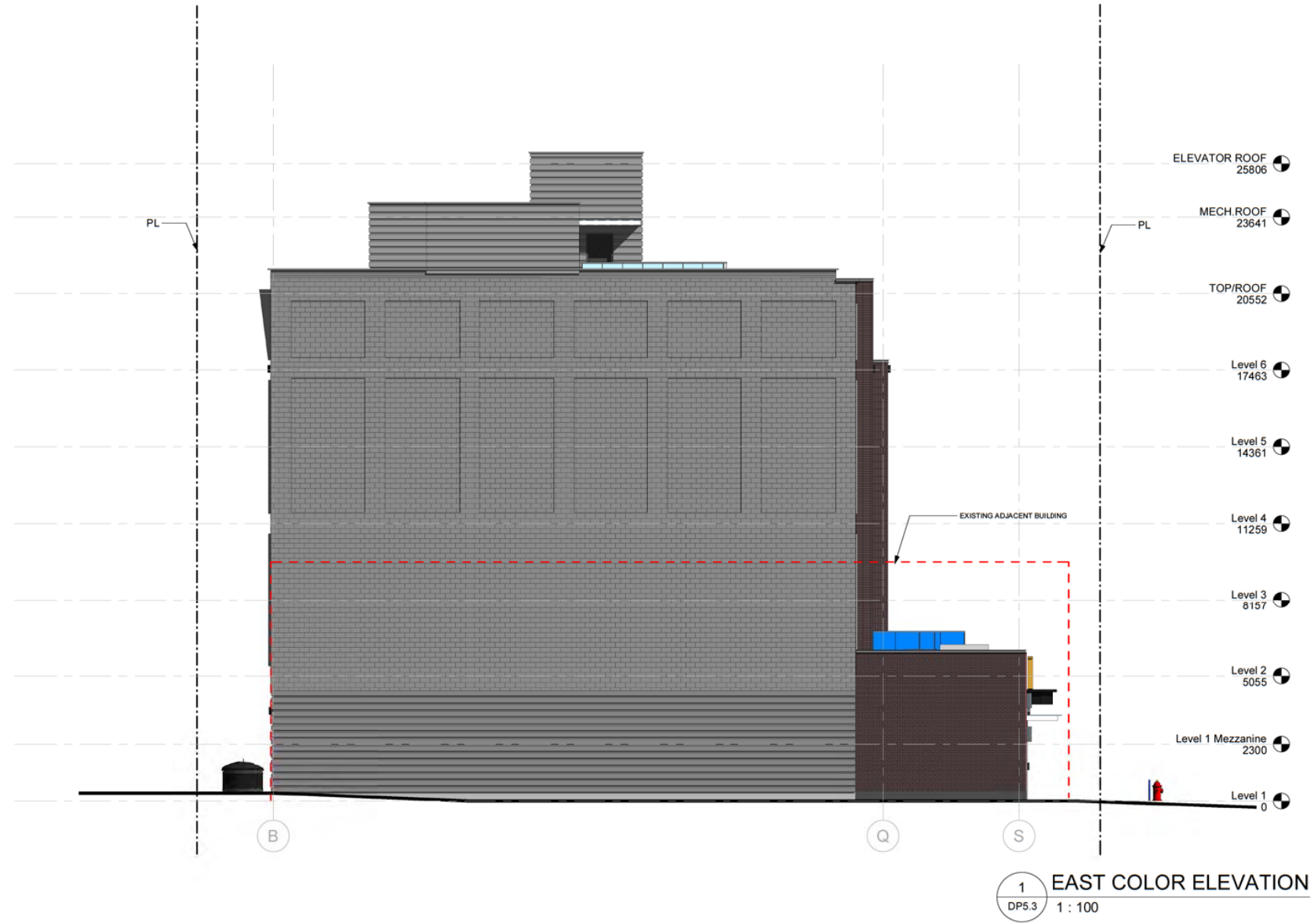
STRUCTURAL ENGINEER
GLOTTMAN SIMPSON
#1025 - 808 4th Avenue SW
Calgary, AB T2P 3E8
T: 403.930.2100

MECHANICAL ENGINEER
REINBOLD ENGINEERING GROUP
110, 5970 Centre Street S.E.
Calgary, AB. T2H 0C1
T: 403.509.1039

ELECTRICAL ENGINEER
DESIGNCORE ENGINEERING LTD.
100 - 4723 1 St SW
Calgary, AB. T2G 4Y8
T: 403.269.2125

CIVIL ENGINEER
WATT CONSULTING GROUP
310 - 3016 5TH AVE NE
CALGARY, AB T2A 6K4
T: 403.273.9001

LANDSCAPE ARCHITECT
NAVAGRAH LANDSCAPE ARCHITECTURE
+ URBAN DESIGN
#204, 337-17TH AVE SW
CALGARY, AB T2S 0A5
T: 403.708.8778
E: info@navagrah.ca



No.	Description	Date
4	DTR 2 ISSUANCE UPDATE	2023-03-09
3	DTR 1 ISSUANCE	2023-02-06
2	GENERAL CLARIFICATION ISSUANCE	2022-11-17
1	DP ISSUANCE	2022-09-23

ARLINGTON GROUP

ENZO
THE EASTERLY 7.82m OF LOT 3, LOT 4 AND LOT 5, BLOCK 11, PLAN 4453 L

Drawing title
EAST COLOR ELEVATION

Project number: 22-09
Issued: 03-08-2023
Drawn by: MR_MD | Checked by: TS_RN
Drawing number: **DP5.3**
Scale: 1 : 100

C:\Users\Bachar\Documents\2023_03_08 Enzo (DTR-VEL)_D02_Correl_Planes\ENZO.dwg 4/12/2023 10:44:13 AM

DAAS
DESIGN AND ARCHITECTURE STUDIO

ARLINGTON GROUPST

THIS DRAWING IS A COPYRIGHT INSTRUMENT OF SERVICE AND IS THE PROPERTY OF THE CONSULTANT. INFORMATION CONTAINED HEREIN MAY NOT BE REPRODUCED OR COPIED WITHOUT WRITTEN NOTICE.
THIS DRAWING IS NOT TO BE SCALED. THE CONTRACTOR SHALL VERIFY ALL DIMENSIONS, DATUMS AND ELEVATIONS PERTINENT TO DOING THE WORK. THE CONTRACTOR SHALL REPORT DISCREPANCIES AND VARIATIONS TO THE CONSULTANT PRIOR TO COMMENCING THE WORK. THE LATEST ISSUE OF THE DRAWING SHALL BE USED IN THE EXECUTION OF THE WORK.

PROJECT TEAM

ARCHITECT
DAAS DESIGN AND ARCHITECTURE STUDIO
310 - 1032 17 Ave. S.W.
Calgary, AB T2T 0A5
T: 403.714.0459
E: info@daasarchitecture.com


STRUCTURAL ENGINEER
GLOTTMAN SIMPSON
#1025 - 808 4th Avenue SW
Calgary, AB T2P 3E8
T: 403.930.2100

MECHANICAL ENGINEER
REINBOLD ENGINEERING GROUP
110, 5970 Centre Street S.E.
Calgary, AB. T2H 0C1
T: 403.509.1039

ELECTRICAL ENGINEER
DESIGNCORE ENGINEERING LTD.
100 - 4723 1 St SW
Calgary, AB. T2G 4Y8
T: 403.269.2125

CIVIL ENGINEER
WATT CONSULTING GROUP
310 - 3016 5TH AVE NE
CALGARY, AB T2A 6K4
T: 403.273.9001

LANDSCAPE ARCHITECT
NAVAGRAH LANDSCAPE ARCHITECTURE
+ URBAN DESIGN
#204, 337-17TH AVE SW
CALGARY, AB T2S 0A5
CALGARY, AB T2S 0A5
E: info@navagrah.ca



1 WEST COLOR ELEVATION
DP5.4 1 : 100

No.	Description	Date
4	DTR 2 ISSUANCE UPDATE	2023-03-09
3	DTR 1 ISSUANCE	2023-02-06
2	GENERAL CLARIFICATION ISSUANCE	2022-11-17
1	DP ISSUANCE	2022-09-23

ARLINGTON GROUP

ENZO
THE EASTERLY 7.62m OF LOT 3, LOT 4 AND LOT 5, BLOCK 11, PLAN 4453 L

Drawing title
WEST COLOR ELEVATION

Project number 22-09
Issued 03-08-2023
Drawn by MR_MD Checked by TS_RN
Drawing number **DP5.4**
Scale 1 : 100

DAAS
DESIGN AND ARCHITECTURE STUDIO

ARLINGTON GROUP ST

THIS DRAWING IS A COPYRIGHT INSTRUMENT OF SERVICE AND IS THE PROPERTY OF THE CONSULTANT. INFORMATION CONTAINED HEREIN MAY NOT BE REPRODUCED OR COPIED WITHOUT WRITTEN NOTICE.
THIS DRAWING IS NOT TO BE SCALED. THE CONTRACTOR SHALL VERIFY ALL DIMENSIONS, DATUMS AND ELEVATIONS PERTINENT TO DOING THE WORK. THE CONTRACTOR SHALL REPORT DISCREPANCIES AND VARIATIONS TO THE CONSULTANT PRIOR TO COMMENCING THE WORK. THE LATEST ISSUE OF THE DRAWING SHALL BE USED IN THE EXECUTION OF THE WORK.

PROJECT TEAM
ARCHITECT
DAAS DESIGN AND ARCHITECTURE STUDIO
310 - 1032 17 Ave. S.W.
Calgary, AB T2T 0A5
T: 403.714.0459
E: info@daasarchitecture.com
STRUCTURAL ENGINEER
GLOTTMAN SIMPSON
#1025 - 808 4th Avenue SW
Calgary, AB T2P 3E8
T: 403.930.2100
MECHANICAL ENGINEER
REINBOLD ENGINEERING GROUP
110, 5970 Centre Street S.E.
Calgary, AB T2H 0C1
T: 403.509.1039
ELECTRICAL ENGINEER
DESIGNCORE ENGINEERING LTD.
100 - 4723 1 St SW
Calgary, AB T2G 4Y8
T: 403.269.2125
CIVIL ENGINEER
WATT CONSULTING GROUP
310 - 3016 5TH AVE NE
CALGARY, AB T2A 6K4
T: 403.273.9001
LANDSCAPE ARCHITECT
NAVAGRAH LANDSCAPE ARCHITECTURE
+ URBAN DESIGN
#204, 337-17TH AVE SW
CALGARY, AB T2S 0A5
T: 403.708.6776
E: info@navagrah.ca

No.	Description	Date
4	DTR 2 ISSUANCE UPDATE	2023-03-09
3	DTR 1 ISSUANCE	2023-02-06
2	GENERAL CLARIFICATION ISSUANCE	2022-11-17
1	DP ISSUANCE	2022-09-23

ARLINGTON GROUP	
ENZO	
THE EASTERLY 7.62m OF LOT 3, LOT 4 AND LOT 5, BLOCK 11, PLAN 4453 L	
Drawing title	
NORTH PERSPECTIVE	
Project number	22-09
Issued	03-08-2023
Drawn by	MR_MD
Checked by	TS_RN
Drawing number	DP5.5
Scale	

C:\Users\hachelle\Documents\2023_03_08 Enzo (DTR-VEL)_D01_Cover_1_Raster\ENZO.dwg
4/12/2023 10:44:33 AM



1 NORTH PERSPECTIVE
DP5.5



1 SOUTH WEST PERSPECTIVE
DP5.6

DAAS
DESIGN AND ARCHITECTURE STUDIO

ARLINGTON GROUP ST

THIS DRAWING IS A COPYRIGHT INSTRUMENT OF SERVICE AND IS THE PROPERTY OF THE CONSULTANT. INFORMATION CONTAINED HEREIN MAY NOT BE REPRODUCED OR COPIED WITHOUT WRITTEN NOTICE.
THIS DRAWING IS NOT TO BE SCALED. THE CONTRACTOR SHALL VERIFY ALL DIMENSIONS, DATUMS AND ELEVATIONS PERTINENT TO DOING THE WORK. THE CONTRACTOR SHALL REPORT DISCREPANCIES AND VARIATIONS TO THE CONSULTANT PRIOR TO COMMENCING THE WORK. THE LATEST ISSUE OF THE DRAWING SHALL BE USED IN THE EXECUTION OF THE WORK.

PROJECT TEAM
ARCHITECT
DAAS DESIGN AND ARCHITECTURE STUDIO
310 - 1032 17 Ave. S.W.
Calgary, AB T2T 0A5
T: 403.714.0459
E: info@daasarchitecture.com
STRUCTURAL ENGINEER
GLOTTMAN SIMPSON
#1025 - 808 4th Avenue SW
Calgary, AB T2P 3E8
T: 403.930.2100
MECHANICAL ENGINEER
REINBOLD ENGINEERING GROUP
110, 5970 Centre Street S.E.
Calgary, AB. T2H 0C1
T: 403.509.1039
ELECTRICAL ENGINEER
DESIGNCORE ENGINEERING LTD.
100 - 4723 1 St SW
Calgary, AB. T2G 4Y8
T: 403.269.2125
CIVIL ENGINEER
WATT CONSULTING GROUP
310 - 3016 5TH AVE NE
CALGARY, AB T2A 6K4
T: 403.273.9001
LANDSCAPE ARCHITECT
NAVAGRAH LANDSCAPE ARCHITECTURE
+ URBAN DESIGN
#204, 337-17TH AVE SW
CALGARY, AB T2S 0A5
T: 403.708.8778
E: info@navagrah.ca

No.	Description	Date
4	DTR 2 ISSUANCE UPDATE	2023-03-09
3	DTR 1 ISSUANCE	2023-02-06
2	GENERAL CLARIFICATION ISSUANCE	2022-11-17
1	DP ISSUANCE	2022-09-23

ARLINGTON GROUP

ENZO
THE EASTERLY 7.82m OF LOT 3, LOT 4 AND LOT 5, BLOCK 11, PLAN 4453 L

Drawing title
SOUTH WEST PERSPECTIVE

Project number 22-09
Issued 03-08-2023
Drawn by MR_MD Checked by TS_RN
Drawing number **DP5.6**
Scale

C:\Users\Bachar\Documents\2023_03_09 Enzo (DTR-VEL)_D01_Central_Planes.dwg



1 NORTH EAST PERSPECTIVE
DP5.7

DAAS
DESIGN AND ARCHITECTURE STUDIO

ARLINGTON GROUP ST

THIS DRAWING IS A COPYRIGHT INSTRUMENT OF SERVICE AND IS THE PROPERTY OF THE CONSULTANT. INFORMATION CONTAINED HEREIN MAY NOT BE REPRODUCED OR COPIED WITHOUT WRITTEN NOTICE.
THIS DRAWING IS NOT TO BE SCALED. THE CONTRACTOR SHALL VERIFY ALL DIMENSIONS, DATUMS AND ELEVATIONS PERTINENT TO DOING THE WORK. THE CONTRACTOR SHALL REPORT DISCREPANCIES AND VARIATIONS TO THE CONSULTANT PRIOR TO COMMENCING THE WORK. THE LATEST ISSUE OF THE DRAWING SHALL BE USED IN THE EXECUTION OF THE WORK.

PROJECT TEAM
ARCHITECT
DAAS DESIGN AND ARCHITECTURE STUDIO
310 - 1032 17 Ave. S.W.
Calgary, AB T2T 0A5
T: 403.714.0459
E: info@daasarchitecture.com
STRUCTURAL ENGINEER
GLOTTMAN SIMPSON
#1025 - 808 4th Avenue SW
Calgary, AB T2P 3E8
T: 403.930.2100
MECHANICAL ENGINEER
REINBOLD ENGINEERING GROUP
110, 5970 Centre Street S.E.
Calgary, AB T2H 0C1
T: 403.509.1039
ELECTRICAL ENGINEER
DESIGNCORE ENGINEERING LTD.
100 - 4723 1 St SW
Calgary, AB T2G 4Y8
T: 403.269.2125
CIVIL ENGINEER
WATT CONSULTING GROUP
310 - 3016 5TH AVE NE
CALGARY, AB T2A 6K4
T: 403.273.9001
LANDSCAPE ARCHITECT
NAVAGRAH LANDSCAPE ARCHITECTURE
+ URBAN DESIGN
#204, 337-17TH AVE SW
CALGARY, AB T2S 0A5
T: 403.708.6776
E: info@navagrah.ca

No.	Description	Date
4	DTR 2 ISSUANCE UPDATE	2023-03-09
3	DTR 1 ISSUANCE	2023-02-06
2	GENERAL CLARIFICATION ISSUANCE	2022-11-17
1	DP ISSUANCE	2022-09-23

ARLINGTON GROUP

ENZO
THE EASTERLY 7.62m OF LOT 3, LOT 4 AND LOT 5, BLOCK 11, PLAN 4453 L

Drawing title
NORTH EAST PERSPECTIVE

Project number 22-09
Issued 03-08-2023
Drawn by MR_MD Checked by TS_RN
Drawing number **DP5.7**
Scale

C:\Users\pachan\Documents\2023_03_08 Enzo (DTR-VEL)_D01_Cover_L_Pachan.dwg



THIS DRAWING IS A COPYRIGHT INSTRUMENT OF SERVICE AND IS THE PROPERTY OF THE CONSULTANT. INFORMATION CONTAINED HEREIN MAY NOT BE REPRODUCED OR COPIED WITHOUT WRITTEN NOTICE.
THIS DRAWING IS NOT TO BE SCALED. THE CONTRACTOR SHALL VERIFY ALL DIMENSIONS, DATUMS AND ELEVATIONS PERTINENT TO DOING THE WORK. THE CONTRACTOR SHALL REPORT DISCREPANCIES AND VARIATIONS TO THE CONSULTANT PRIOR TO COMMENCING THE WORK. THE LATEST ISSUE OF THE DRAWING SHALL BE USED IN THE EXECUTION OF THE WORK.

PROJECT TEAM
ARCHITECT
 DAAS DESIGN AND ARCHITECTURE STUDIO
 # 310 - 1032 17 Ave. S.W.
 Calgary, AB T2T 0A5
 T: 403.714.0459
 E: info@daasarchitecture.com
STRUCTURAL ENGINEER
 GLOTTMAN SIMPSON
 #1025 - 808 4th Avenue SW
 Calgary, AB T2P 3E8
 T: 403.930.2100
MECHANICAL ENGINEER
 REINBOLD ENGINEERING GROUP
 # 110, 5970 Centre Street S.E.
 Calgary, AB T2H 0C1
 T: 403.509.1039
ELECTRICAL ENGINEER
 DESIGNCORE ENGINEERING LTD.
 # 100 - 4723 1 St SW
 Calgary, AB T2G 4Y8
 T: 403.269.2125
CIVIL ENGINEER
 WATT CONSULTING GROUP
 # 310 - 3016 5TH AVE NE
 CALGARY, AB T2A 6K4
 T: 403.273.9001
LANDSCAPE ARCHITECT
 NAVAGRAH LANDSCAPE ARCHITECTURE
 + URBAN DESIGN
 #204, 337-17TH AVE SW
 CALGARY, AB T2S 0A5
 T: 403.708.8778
 E: info@navagrah.ca

No.	Description	Date
4	DTR 2 ISSUANCE UPDATE	2023-03-09
3	DTR 1 ISSUANCE	2023-02-06
2	GENERAL CLARIFICATION ISSUANCE	2022-11-17
1	DP ISSUANCE	2022-09-23

ARLINGTON GROUP


ENZO
 THE EASTERLY 7.82m OF LOT 3, LOT 4 AND
 LOT 5, BLOCK 11, PLAN 4453 L

Drawing title

MATERIAL BOARD

Project number: 22-09
 Issued: 03-08-2023
 Drawn by: RA Checked by: TS, RN
 Drawing number: **DP5.8**
 Scale: 1 : 50

C:\Users\khalid\Documents\2023_03_08\Enzo (DTR-VEL)_R20_Corner_Frame\MaterialBoard.dwg 4/12/2023 10:45:07 AM



MODULAR FACE BRICK
 3-5/8" x 2-1/4" x 7-5/8"
 SMOOTH DARK SMOKE BRONZE



TEMPEREC LAMINATED GLASS ON
 CRL 48" WALL MOUNTED S/S BRACKET
 BRUSHED STAINLESS FINISH (GAB48BS)



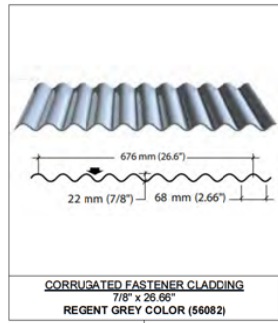
METAL C-CHANNEL



VINYL WINDOWS (ASCENT 6100)
 BLACK COLOR FINISH




SPLITFACE CONCRETE BLOCK
 CHARCOAL COLOR




CORRUGATED FASTENER CLADDING
 7/8" x 26.66"
 REGENT GREY COLOR (56082)



METAL DOOR



MODULAR FACE BRICK
 3-5/8" x 2-1/4" x 11-5/8"
 SMOOTH CHARCOAL



ALUMINUM MULLION SYSTEM CANOPY
 HORIZON M SERIES




METAL FRAME




PRE-CAST CONCRETE PARKING
 PEWTER CO.,OR

PEWTER



SMOOTH SURFACE CONCRETE BLOCK
 CHARCOAL COLOR



CORRUGATED FASTENER CLADDING
 7/8" x 1-7/16"
 REGENT GREY COLOR (56082)



STANDARD SECTIONAL OVERHEAD DOOR