



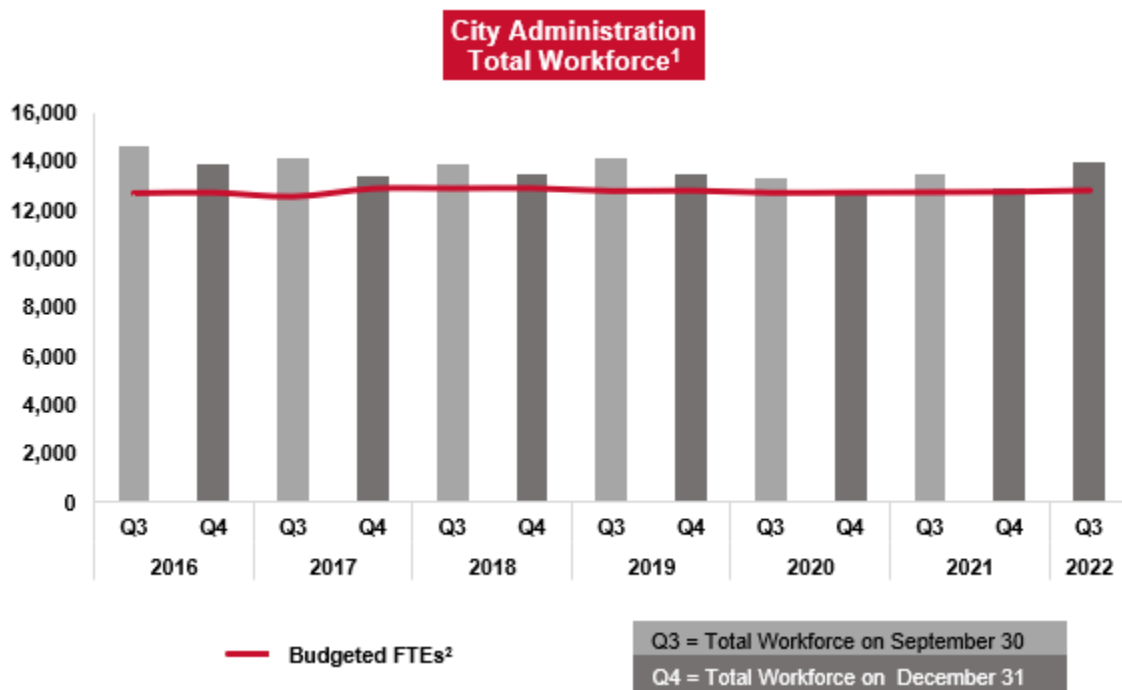
City Administration and Calgary Police Service

Headcount and FTEs

September 30, 2016 – September 30, 2022

City Administration

	Headcount (excluding on-call and student)			Total Workforce ¹	Total without Seasonal	Budgeted FTEs ²	Budgeted FTEs in Corporate Programs ³
	Core	Temporary	Seasonal				
September 30, 2016	12,397	1,458	755	14,610	13,855	12,687.3	0.0
December 31, 2016	12,412	1,345	161	13,918	13,757	12,709.3	0.0
September 30, 2017	12,415	1,115	649	14,179	13,530	12,554.9	0.0
December 31, 2017	12,410	850	168	13,428	13,260	12,867.3	0.0
September 30, 2018	12,477	780	662	13,919	13,257	12,876.2	0.0
December 31, 2018	12,547	718	221	13,486	13,265	12,883.6	0.0
September 30, 2019	12,568	929	656	14,153	13,497	12,772.3	56.8
December 31, 2019	12,490	876	143	13,509	13,366	12,789.8	49.8
September 30, 2020	12,035	585	694	13,314	12,620	12,703.1	129.0
December 31, 2020	11,965	485	183	12,633	12,450	12,715.2	126.9
September 30, 2021	11,947	761	794	13,502	12,708	12,725.1	221.0
December 31, 2021	11,863	752	294	12,909	12,615	12,742.1	208.0
September 30, 2022	12,203	989	759	13,951	13,192	12,798.1	437.0



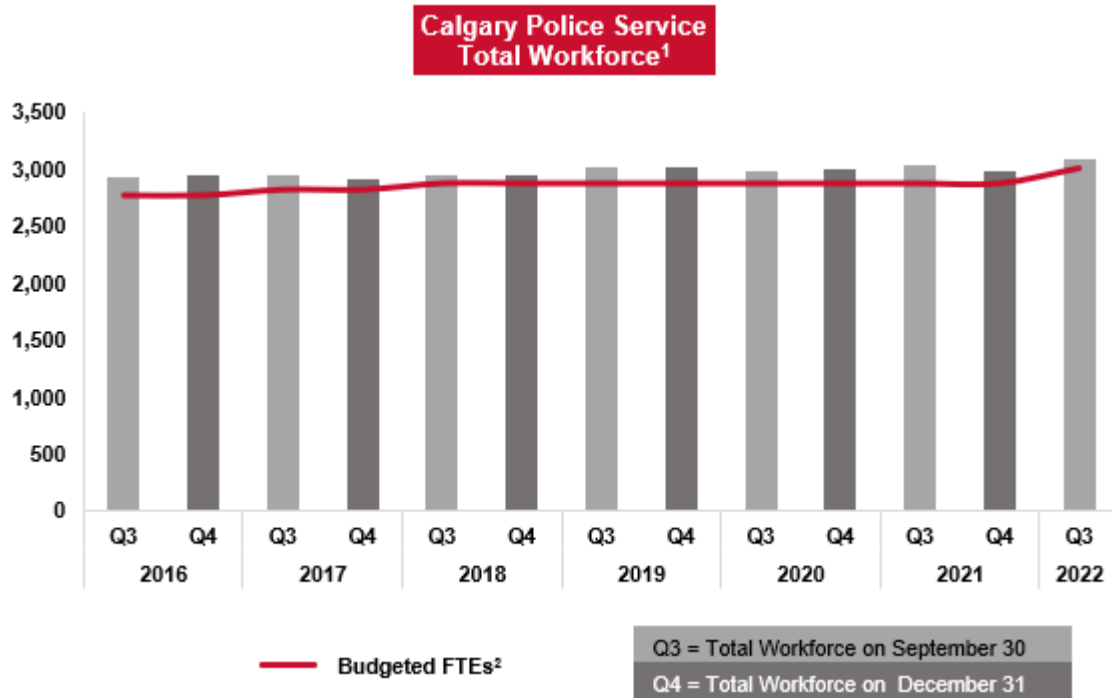


Headcount and FTEs

September 30, 2016 – September 30, 2022

Calgary Police Service

	Headcount (excluding on-call and student)			Total Workforce ¹	Total without Seasonal	Budgeted FTEs ²
	Core	Temporary	Seasonal			
September 30, 2016	2,882	53	0	2,935	2,935	2,768.0
December 31, 2016	2,880	61	0	2,941	2,941	2,768.0
September 30, 2017	2,881	59	0	2,940	2,940	2,818.0
December 31, 2017	2,858	51	0	2,909	2,909	2,818.0
September 30, 2018	2,896	59	0	2,955	2,955	2,873.0
December 31, 2018	2,883	61	0	2,944	2,944	2,873.0
September 30, 2019	2,968	55	0	3,023	3,023	2,873.0
December 31, 2019	2,974	51	0	3,025	3,025	2,873.0
September 30, 2020	2,942	43	0	2,985	2,985	2,873.0
December 31, 2020	2,964	38	0	3,002	3,002	2,873.0
September 30, 2021	2,996	38	0	3,034	3,034	2,873.0
December 31, 2021	2,945	45	0	2,990	2,990	2,873.0
September 30, 2022	3,028	58	0	3,086	3,086	3,006.5





City Administration and Calgary Police Service

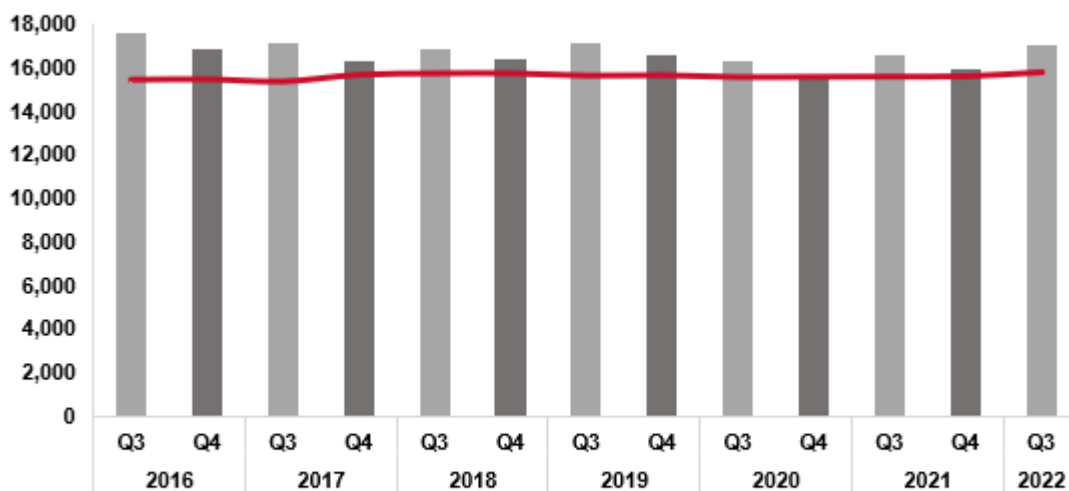
Headcount and FTEs

September 30, 2016 – September 30, 2022

City Administration and Calgary Police Service

	Headcount (excluding on-call and student)			Total Workforce ¹	Total without Seasonal	Budgeted FTEs ²	Budgeted FTEs in Corporate Programs ³
	Core	Temporary	Seasonal				
September 30, 2016	15,279	1,511	755	17,545	16,790	15,455.3	0.0
December 31, 2016	15,292	1,406	161	16,859	16,698	15,477.3	0.0
September 30, 2017	15,296	1,174	649	17,119	16,470	15,372.9	0.0
December 31, 2017	15,268	901	168	16,337	16,169	15,685.3	0.0
September 30, 2018	15,373	839	662	16,874	16,212	15,749.2	0.0
December 31, 2018	15,430	779	221	16,430	16,209	15,756.6	0.0
September 30, 2019	15,536	984	656	17,176	16,520	15,645.3	56.8
December 31, 2019	15,464	927	143	16,534	16,391	15,662.8	49.8
September 30, 2020	14,977	628	694	16,299	15,605	15,576.1	129.0
December 31, 2020	14,929	523	183	15,635	15,452	15,588.2	126.9
September 30, 2021	14,943	799	794	16,536	15,742	15,598.1	221.0
December 31, 2021	14,808	797	294	15,899	15,605	15,615.1	208.0
September 30, 2022	15,231	1,047	759	17,037	16,278	15,804.6	437.0

City Administration and Calgary Police Service
Total Workforce¹



— Budgeted FTEs²

Q3 = Total Workforce on September 30

Q4 = Total Workforce on December 31

¹Total workforce excludes on-call and student.

²Budgeted FTEs retrieved from the Budget Control Book (Finance).

³Corporate Programs include Council approved budgeted FTEs for City Administration that are corporately centralized until the positions are filled.

Data excludes Civic Partners.