

A guide on tactical urbanism and how you can bring it to your community.

ACTIVATING SPACES



A guide on tactical urbanism and how you can bring it to your community.

ACTIVATING SPACES

Created by The Federation of Calgary Communities

Leslie Evans, *Project Manager*

Jason Kingsley, *Editor*

Drishti Lakhani, *Writer and Designer*

Kenneth Appleby, *Photographer*

Funders



The Federation of Calgary Communities acknowledges Mohkínsstsisí [mohk-KIN-stiss] and the traditional Treaty 7 territory and oral practices of the Blackfoot Confederacy comprised of the Siksiká [six-ih-GAH], the Káínai [GUY-nah], and the Piikáni [bee-GAH-nee] First Nations; the Tsúút'ínà [soot-IN-uh] First Nations; and the Stoney Nakoda [nuh-KOH-duh] including the Chiniki [CHIN-ih-kee], Bearspaws [BEARS paw], and Wesley [WESS-lee] First Nations. We acknowledge that this territory is also home to the Métis Nation of Alberta Region 3 within the historical Northwest Métis homeland.

We have respect for and deep gratitude to Indigenous peoples whose traditional territories we are honoured to operate within.



What is The Federation of Calgary Communities?

The Federation supports, trains and encourages community non-profit leaders and volunteers who are improving neighbourhood life, helping Calgarians and shaping our city. We give them the education and tools they need to continue making Calgary a great place to live, work, and play. Our workshops and training, one-on-one support, and online resources focus in the areas of building community connections, urban planning, organizational capacity and financial literacy.

We bring our members together through special events and networking opportunities so they can share and learn from each other. We also recognize the many volunteers who serve in our network, and proudly showcase and promote the value of belonging to community organizations.



Foreword



How did you get to where you were going today?

Every day you move through your community differently. Sometimes you drive or take transit, ride a bike or skateboard, walk, or use different mobility aids - from canes and crutches to wheelchairs and motorized scooters.

How you move through your community, though, requires infrastructure. Roads, bridges, tunnels, sidewalks, pathways, parkades and parking spots all make it possible for you to move through and engage with your community.

While people used to be able to safely walk everywhere, there are several risks you might encounter when moving through your community. There are wide roads and train tracks to cross, bridges with no sidewalks, dark tunnels, and parking spots you might never use. Much of our current infrastructure is not designed for community engagement, having become an unsafe sea of bland concrete and asphalt.

How do you change - or “activate” - these spaces? How do you transform these spaces from being unsafe to being safe? From boring to exciting? From a space you move through, to a space you move to?


It starts with you! When you bring community members together to create, design, and transform infrastructure into vibrant spaces, you begin changing and activating those spaces in a way that is meaningful to your community. Designs can be simple and low-cost, like painting a bold design on a community pathway to brighten up someone’s day when they are moving by. Designs can also be more complicated, like narrowing a road, making it safer to cross, or creating an engaging space to meet. Simply put, this is tactical urbanism. It is a way to reclaim space for people, putting people back at the centre of how we design our spaces.

This guide highlights that anyone, anywhere, can use tactical urbanism to change and activate spaces in their communities. For years, Calgarians have come together as part of ActivateYYC, a tactical urbanism initiative offered through The Federation of Calgary Communities. Examples have been provided to showcase successful community efforts and provide you with real world inspiration!

If you are looking for meaningful ways to transform your community, this guide provides you with the tools you need to successfully begin activating your spaces today!



Table of Contents



06 ——— What is Tactical Urbanism?

10 ——— Why Tactical Urbanism?

45 ——— Phases of Tactical Urbanism

59 ——— About ActivateYYC

79 ——— Parting Words

81 ——— Additional Resources

WHAT IS TACTICAL URBANISM?

X DEFINITION OF TACTICAL URBANISM.

Are you wondering what tactical urbanism even is? Tactical urbanism is a method communities and individuals like you can use to **transform the public spaces that surround you**. These transformations are usually **low-cost and temporary**, making it possible for anyone to do. The hope of such an approach is to produce long-term change in your community and city or town by prioritizing the needs and safety of individuals first and foremost.

Picture this... a community in a city identifies a lack of activities or events available for their youth. The community association, along with community members, decide to use a tactical urbanism approach to tackle this identified problem. This approach could be as simple as gathering volunteers from the community to paint outdoor games, like hopscotch and 4 squares, on the sidewalks and in unused spaces of the community centre. These games would require no equipment, come at no cost to the youth and would need minimal maintenance. This is a great example of a low-cost transformation that can create a lasting impact on a community like yours. The members of this community identified a community need, sought out volunteers to assist them, and created a project that met the needs of their community members, leading to a successful, low-cost tactical urbanism initiative!



Now we know what you might be thinking...

“Isn't this a job for my local government?”

While it may seem like a job for your government, the beauty of a tactical urbanism approach is that it is community-driven in nature. Your government does not know your community and its unique needs the way you do. This is why tactical urbanism calls for a collaborative effort that can be led or initiated by anyone in the community, even you! Tactical urbanism creates a way for individuals, local businesses, non-profits, and governments to work together to creatively tackle communal problems.

With that being said, tactical urbanism does call for a close partnership with your local government. This ensures that you have all the permits and support you would need to kick off your project. It also gives you reassurance to know that the planning, design, and execution of your project is legal and safe for the members of your community.

For example, if you initiate a traffic-calming project at a busy intersection in your community, you would require permits from your city- Largely because the initiative is on city property but also to ensure that your project is run in a manner that is legal, safe, and does not cause accidents.



Here are some other names for tactical urbanism that you may have heard before. Do you recognize any?

GUERRILLA URBANISM

POP-UP URBANISM

D.I.Y. URBANISM

URBAN HACKING

WHY TACTICAL URBANISM?

BECAUSE TACTICAL URBANISM...

Creates Empowered Individuals

With a generation that is so eager to be the change they wish to see in the world, tactical urbanism creates a space for individuals like you to use your drive and passion for your city or town. Have you ever experienced a strong desire to fix something in your community? Tactical urbanism can help you execute changes that address specific needs and unique problems that you may be experiencing in your community. Rather than having to rely on external factors such as the government, tactical urbanism puts the power back in your hands to make your streets and community your own. The best part about an approach like this? It is not dependent on how much knowledge or experience you have; all you need is a passion for your community and a willingness to roll up your sleeves.



BECAUSE TACTICAL URBANISM IS...

Low cost

Now that you realize that the power is in your hands, are you thinking about finances?

Along with being an approach that does not require a specific skill-set, the tactical urbanism approach does not require a large bag of money either! Whether your community has the resources for a large project or not, you can still activate your community through tactical urbanism. This is because it is about empowering people to take action by meeting community needs themselves and not about expensive solutions. Here's an example of how 834 dollars brought a community together and addressed the specific needs of a community.



In September of 2019, Brentwood Community Association carried out a tactical urbanism project that was partly funded by ActivateYYC. Their goal was to engage with the members of their community through a fun activity. In the planning phase, they identified that the catwalks in their community were often neglected. They decided to hit two birds with one stone; bring the community together while revamping and beautifying a catwalk in their community. Their project involved the collaboration and coming together of more than 60 community members! Their project was highly successful and only cost \$834. Their funding came from ActivateYYC, along with donations from businesses such as Panago, Co-op, and Starbucks.

Here are some photos from their initiative:



BECAUSE TACTICAL URBANISM IS...





Temporary

Tactical urbanism projects involve temporary and small-scale transformation of spaces. How is this an advantage to you? Picture this...you identified a community need and you and your team have multiple possible solutions to address and meet the unique needs of your community. Now comes the tough part; choosing what solution to implement. The temporary and low-cost nature of the tactical urbanism approach serves as an advantage here, since it allows you to implement multiple solutions at the same time, or at different times, to see which one serves your community the best. A solution fails to go as well as you and your team hoped it would? No need to worry! You can always experiment with another idea.

Allow us to give you another advantage of the temporary nature of tactical urbanism...

While tactical urbanism projects tend to be temporary and small-scale (meaning you start small), the hope of such transformations is to serve as a catalyst for long-term change in your community and even in your city or town. A common saying in the world of tactical urbanism is 'experimentation informs design' and tactical urbanism methods make experimentation an easy process for communities like yours. Low-cost and low-risk experimentation methods can pave the way to gauge the success of multiple possible solutions for your community and to test out diverse ideas. Your community can then identify which solution best meets the community need, potentially leading to a long-term solution to an identified problem.



Crescent Heights ✕

A great example of a community that has taken advantage of the temporary nature of tactical urbanism is Crescent Heights. Their community association identified a lack of safety for bikers in their community. To make the streets safer for their residents, the community association and its members came together to increase the visibility of bike routes to encourage vehicles to slow down, with the hope of increasing safety for bikers. While their tactical urbanism project was geared towards bikers, their project also beautified the streets of their community, engaging more members of their community.

Once their project is complete, they will be seeking feedback from their community on how successful their solution to the identified problem was. This will allow them to adapt and fix the gaps in their solution if the need arises. The temporary nature of their project gives them the flexibility they need to move forward with other solutions. Imagine how much harder (and more expensive!) it would be if they chose to go with a more permanent solution such as a divider to separate regular traffic from bike traffic and the solution failed to meet the needs of their community.

This low-cost and temporary project has the potential to become a permanent solution in their community and a catalyst for change in their city, we just need to wait and watch!

Here are some photos from their initiative:



ART CYCLE ROUTE

Crescent Heights

Back in 2017, Crescent Heights Community Association had another highly successful tactical urbanism project that took advantage of the temporary and low-cost nature of tactical urbanism.



Their community sought to identify ways in which they could address the safety issues surrounding a busy intersection in Northeast Calgary. The members of their community identified that since the intersection saw high traffic from cars and other vehicles, pedestrians and bikers often felt unsafe going through the intersection. To address this concern, they used a traffic calming approach through the use of cones! They mustered their creativity, put on their thinking caps and came up with a witty title for their project; "cone-versation." Their project involved using their \$750 grant from ActivateYYC to gain permits from the City to close 1st Street NE Calgary for the day and set up traffic cones to display different solutions to their traffic problem. They then invited community residents, businesses and community organizations to participate in "cone-versations" about the presented solutions, to choose a solution that best meets the needs of their community.

Residents and passersby were invited to join the festivities and give their thoughts on the proposed changes. Many conversations took place between the 100 residents, pathway users and City of Calgary representatives that attended Zumba, a bike course, street hockey and sidewalk chalk all added to the fun while bringing people together! This temporary tactical urbanism project equipped Crescent Heights Community Association to present various solutions to an identified problem while involving their community in the decision making process. You can take advantage of the temporary nature of the tactical urbanism approach to do the same in your community!





BECAUSE TACTICAL URBANISM IS...

Low-Risk, High Reward



A temporary and low-risk transformation might just be what gives your community the ability to raise awareness and get financial and political support and funding to implement a long-term transformation. Tactical urbanism is a great low-cost, low-risk way to get things done. It even has the possibility of creating momentum and progress in your community.



**BECAUSE
TACTICAL
URBANISM
CAN HELP
YOU...**

Rethink Spaces

Tactical urbanism also paves the way for residents like you to rethink different uses for spaces in your community. You don't need to rent a hall or book a space to bring tactical urbanism to your community. One of the biggest advantages of tactical urbanism is its ability to repurpose underutilized spaces right in your community! A tactical urbanism approach helps individuals like you to uncover the unseen value of a space. It equips citizens of a city or town to 'take back' control of how urban spaces are used and empowers them to use such space for the betterment of their community. An abandoned lot, a sketchy warehouse, a closed-off street; these are all potential project spaces.

Along with reclaiming underutilized spaces, tactical urbanism also equips you to reclaim space otherwise occupied by vehicles. It encourages individuals to explore and reimagine new uses for public spaces. Have you ever noticed an unused parking lot in your neighborhood? Imagine all the ways that space could be utilized! For example, a space like a parking lot that is otherwise used by vehicles can be repurposed and used for a place where your community gathers.



We have some great examples of communities that have successfully adapted the art of "rethinking spaces"

Tuxedo Park Community Association had to give up 75% of green space in their community to The City of Calgary as part of The City's flood mitigation strategy. This left their community and its residents with a lack of spaces to gather. However, they were determined to get their community together for the summer of 2021! This led them to partnering up with the Calgary Board of Education (CBE) to make use of and revitalize an abandoned CBE school's parking lot. This community successfully put on the lens of imagination, and sought and found a place right in their community as the location for their tactical urbanism project! Their project involved bringing their community together to paint the pavement of the parking lot and setting up benches for their members to come and gather as a community.

Tuxedo Park



East Village Neighborhood Association (EVNA) is another community that successfully reimagined and revitalized a space in their community. Their community and volunteers from all over The City came together to revamp a construction fence in their community. They identified that the construction zone, which was right across a community park, made the area seem unwelcoming and uninviting. EVNA brainstormed ideas and came up with a fun and colourful solution: a ribbon wall!


BEFORE




AFTER



East Village's initiative completely transformed their community. The members of their community successfully identified an unused space in their community and engaged their community to make their vision come to life! This transformative project was also low-cost, under \$1000!








Sustainable Calgary

Sustainable Calgary, a non-profit organization in Calgary, Alberta, partnered with AcitvateYYC and The City of Calgary to transform an LRT station. They reimagined LRT stations to be more than just a place where people pass through, but a place where people linger, where people come together to engage with one another. This led them to creating Confluence, a series of pop-up events that occurred for 4 days in the months of July, August, and September. The event entailed outdoor games like cornhole, a temporary garden with chairs, sidewalk chalk art, concerts, food trucks, markets and more! Their goal was to create more opportunities for walkability, more convenience - with amenities like groceries and coffee right at the station - and an elevated sense of safety and community through activating the space!



Feeling inspired yet? Here's a last example of what rethinking spaces can look like in your community.



Renfrew Community Association took over parking spaces on Edmonton Trail in Calgary and hosted a parking lot party in August. They transformed and activated four regular parking spots along Edmonton Trail into a space where their community came together, hung out, and partook in activities like yoga! The parklet was built and set up for one day to help promote the businesses in Renfrew and to remind people to get out and have fun with their neighbours. By the end of the event, over 200 people had engaged with Renfrew Community Association's tactical urbanism project!

Renfrew

This event required close communication with The City of Calgary, as many departments needed to be involved. The \$1500 ActivateYYC grant went towards the permits needed to host the event, as well as promotional materials needed to spread the word to neighbours.





DENTAL
403.276.3660

Public Parking
CALGARY PARKING AUTHORITY
(403) 243-7800
www.calgaryparking.com

PARKPLUS

PAYMENT IS REQUIRED
24 HOURS A DAY
7 DAYS A WEEK

PRIVATE PROPERTY
UNAUTHORIZED
VEHICLES WILL BE
TOWED AWAY AT
OWNER'S EXPENSE

BIKE
CALGARY
bikecalgary.org

PATTISON
35 100 Operative bar &
Attachment 6
P2022-0546
WEDNESDAY
TUESDAY
HAPPY HOUR DAILY & ALL DAY ON

NOTICE
Temporary
Access to
Parking Lot
From Back Alley

FREE
Sun. Delivery

BECAUSE TACTICAL URBANISM CAN HELP...

Make Unsafe Spaces Safe

Have you ever noticed an area in your neighborhood or community that just gives you the creeps? Communities in Calgary have faced similar problems. Take a wild guess at what approach they used to counter these problems? We are going to assume you guessed right; tactical urbanism! Because of its ability to brighten up and activate spaces, communities and even businesses in Calgary have used murals as a way to make unsafe spaces appear safer and more approachable, leading to an increase in interaction with such spaces.

A great example of this is the 'Under the Rainbow' project. Funded by ActivateYYC, the residents of Sunnyside sought to make an under-visited bridge in their community more approachable through tactical urbanism. They decided to paint the bridge with the colours of the rainbow to send out a message of acceptance along with making the space more inviting and welcoming. Under the Rainbow has now appeared in multiple blogs and articles, with influencers and individuals from all around the city flooding to the bridge for the perfect Instagram picture.



'Under the Rainbow' brought the people of Calgary together in ways we only dreamed were possible. It is this very project that reminded all of us at ActivateYYC how impactful tactical urbanism can be and all the ways it can bring people together.



BEFORE



AFTER



Another great example of tactical urbanism's ability to make a space more welcome is the transformation this alley in Calgary went through! Beadles and Gemstones is a local business that is located right next to a little alley. This alley made the space seem less welcoming, especially at night, and so they teamed up with a local artist and applied for an ActivateYYC grant. In the case of this project, the pictures speak for themselves!



BECAUSE TACTICAL URBANISM...

**Creates a space for diversity,
and inclusivity**

In your community, have you noticed a family that may have just immigrated to Canada that is unsure of how to fit in? Or a senior who is confined to a wheelchair that might not feel included in activities? Since tactical urbanism projects are geared towards the specific needs of a community, you can use such an approach to reach out to families and individuals that may feel a lack of community. Picture a wheelchair race, or a community potluck that invites each family to bring foods from their culture.

As someone who might lead or be a part of a team that brings a tactical urbanism initiative to your community, remember that tactical urbanism is a collaborative effort that calls for public engagement. You can use this aspect of tactical urbanism to foster and create an atmosphere of diversity; an atmosphere that encourages people of all ethnicities, ages, genders, to come together to participate in improving their community. This helps to remind individuals that their voices and opinions matter.

Through posters, using inclusive words, going door-to-door, and having conversations, you can reach the diverse members of your community. You can help Black, Indigenous, and People of Colour (BIPOC) individuals feel at home in their communities and support the ongoing effort towards reconciliation with BIPOC individuals.

Providing more access to inviting environments gives people the opportunity to interact and feel more socially connected, resulting in health benefits such as better mental health and an overall sense of well-being.

**Here are some examples of what this
could look like in your community!**

Calgary Legacy Community Association established two free little libraries in their community playground as a way to engage their community members and create space for diversity. One of the libraries is dedicated to board games, puzzles, and other such activities; while another one is solely focused on diversity in the form of cookbooks, language books, and history books that represent various cultures and ethnicities. Through this little library, Calgary Legacy Community Association has effectively created a safe space for BIPOC individuals to showcase their culture and feel at home in their community. They successfully created an atmosphere where diversity is accepted and welcomed.

Calgary Legacy



Another great example of diversity through tactical urbanism is Penbrooke Meadows Community Association's multicultural games initiative. Penbrooke wanted to celebrate the diversity in their community and sought to do so through creating a space where games, martial arts, and food from various cultures and countries were represented. They hosted an event that exposed their residents to Jujitsu, a Brazilian form of martial arts, to new and diverse foods through a community potluck, and through creating an environment where neighbours of all ethnicities could come together to celebrate their differences.



**BECAUSE
TACTICAL
URBANISM
CAN...**

**Have a positive impact on the
earth + sustainability**

The last few years have highlighted the importance of being good stewards of the earth and choosing a more sustainable way of life. Tactical urbanism initiatives can be geared towards environmental issues that you are passionate about or would like to raise more awareness about. As a catalyst for long-term change, tactical urbanism can also be used to bring about long-term sustainability in your community and in your city or town. Take for example the endangerment of bees. Calgary has seen tactical urbanism projects that include bee house building workshops, take-home bee house building kits, and even pollinator gardens. A tactical urbanism project led by you can help make our planet healthier.

When it comes to other ways tactical urbanism can help the environment, with its underlying desire to 'take back the streets,' tactical urbanism creates an environment that aims to activate public spaces for people more than vehicles. Such projects place an importance on walkability and bikes as modes of transportation. Think of one of the reasons why you may choose not to bike to work. Would safety be one of them? A tactical urbanism project, like the one highlighted earlier, could create more bike paths, making biking safer and more accessible in your city or town. These small-scale actions have the ability to promote and incentivize a more active, healthy, and sustainable urban way of life.

Pick a cause, identify a need, get your community members involved, and join the battleground!

Read on to see the bee box building workshop and take home bee house kits project in action!



April is usually the month when Calgarians start to feel the warm spring weather embrace the city, and nothing says spring-time quite like bugs, especially bumblebees! Rosedale Community Association thought so too, and decided to team up with the Alberta Native Bee Council to host a Bee Box Building Workshop. Attracting around 80 people, the workshop included an educational presentation – there was a lot to learn as there are over 300 species of bees in Alberta – and assistance in building bee boxes. The event also brought out 13 Boy Scouts, who were able to get their conservation badges through building the bee boxes. As a keepsake, all builders were able to keep their boxes and even register them with the Alberta Native Bee Council.

No permits were needed to host the workshop, as it was hosted at the community association. So, the \$750 provided by ActivateYYC was put towards the materials needed to build the bee boxes and to host the workshop.



PHASES OF
TACTICAL
URBANISM



The Basics

Since tactical urbanism projects are for people first and foremost instead of aesthetics, always begin by reaching out to the members of the community you're bringing transformation to. Establish the specific needs of your local community and its members. What are they lacking? What do they wish to see in their community? What has their experience living in the community been like? Each community has needs that are specific to its people; try not to lose sight of your purpose as your project progresses!

It is also important to remember that while this project is being led by you and your team, municipal government support is essential. Ensure that your team is communicating with a local government official about your project and plans at every stage of your project.

Additionally, projects should all be planned with an equity lens which ensures that all community members are considered, represented, and feel welcomed to be a part of your project.

PHASE ONE: DREAM

This phase entails exactly what the name suggests! This is where you dream with your team. Now, isn't that a cool rhyme? In this phase, you seek to identify the needs of your community and work with your team on coming up with possible solutions to address these needs.

You and your team must focus your 'dreaming' in terms of the type of impact you would like your project to have on your community, while ironing out some of the important details of the project. You can ask yourselves a series of questions to help you and your team understand the purpose of your project and its audience. These questions could include some basic but important questions like who, what, when, where, why, how and also other important questions such as what does our budget look like, what is our timeline, what permits and government support would we need?

It is also important to define what a successful outcome will look like for your project in this phase. This will allow you to accurately monitor, evaluate, and adapt your project based on the outcome of it.



DREAM

Here are some possible questions to get you started:

1. What is the purpose of this project?
2. What do possible solutions look like?
3. What do our costs look like?
4. What are potential funding sources?
5. Would we need city permits?
6. Who would be willing to volunteer?
7. Who will be leading the project?



SCHEME

PHASE TWO: SCHEME

This phase includes more practical planning, 'scheming' and the designing of your tactical urbanism project. Take all that you decided in phase 1 and work out the details of how you and your team will bring your project to life! This phase calls for a collaborative effort between your team and your local government and businesses. During this phase is when you will need to apply for funding and all the permits your project might require.

Here are some practical things to consider in this phase:

- A visit to your site is important. It'll help you determine the number of volunteers you will need and also help you get an idea of all the materials involved. For example, determining the measurements of a catwalk will help you and your team know how much paint you will need to beautify it.
- Confirm that funding and permits will be secured before the start of the activation phase of your project.
- Market and advertise your project! People need to know about your project to either attend it or even volunteer. Do not worry if social media is not your jam. 'Marketing' can be done through handmade posters, an article or announcement in the community newsletter, or even going door to door.
- A list of all the materials you and your team will need should be drawn up. This should include quantities, prices, where you will be getting the materials from, who will be in charge of the materials and other such considerations.
- Ensure that the scheming involves ways to make your project accessible to everyone in your community, allowing people of all ages, ethnicities and abilities to partake in your initiative. Your project could include information available in multiple languages and a temporary accessibility ramp.
- Ensure that you have all the volunteers you will need and that they are clear on their roles and responsibilities.
- Set a schedule and timeline for your project including important dates, duration of the development of your project, and the date it will all come together.

We know that this may seem overwhelming, but you will have a team of people to support you in bringing your project to life! Plus, we believe in you! We're cheering you on from afar!

Securing Funding

We understand securing funding can be challenging. There are many organizations and grants available so that you are not alone in the process.

Here are some resources to keep an eye out for in your city or town to help you secure funding for your tactical urbanism project:

- Government grants: visit your local government's website and look for possible grant opportunities. You can also get in touch with a local government official to talk about your vision and to help match you with possible funding options.
- Search for non-profit organizations and grassroots organizations that run microgrant programs for individuals and organizations that want to enhance public spaces. Read on for a list of possible resources in Canada.
- Another option to secure funding is crowdfunding or fundraising. You can reach out to the members of your community to help financially support your tactical urbanism project, or even organize a fundraiser in the form of a garage sale, for example. You can also reach out to local businesses for financial and partnership opportunities.

Here are a few resources to get you started:

ActivateYYC: activateyyc.calgarycommunities.com (Calgary)

8 80 Cities: 880cities.org (All over Canada)

Creative City Network of Canada: creativecity.ca (Canada)

Artscape: artscape.ca (Toronto)

McConnell Foundation: mcconnellfoundation.ca (Canada)

ACTIVATE

PHASE THREE: ACTIVATE

This is the phase where you see the fruits of all your hard work! Isn't that exciting? Now, we know that you would probably love for this day to go perfectly, but that may not be the case. Here is a reminder that it is okay for your project to have a few hiccups along the way. What matters most is how prepared you are to face the challenges that come your way.

Here are some things to keep in mind on activation day:

- During this phase, constant communication with your core team and volunteers is key! This will help ensure that everyone is on the same page and that everything goes according to plan.
- Keep your team encouraged, motivated, and ensure everyone has high spirits!
- Remember to photograph before and after pictures! These go a long way and can be used on your community association's website, social media, flyers, and a lot more. These would especially come in handy when you are looking to fund a long-term transformation based on your temporary tactical urbanism project!
- Invite local government officials to partake in your activation. This could create a strong bond between your community and its local government and pave the way for future partnerships!
- Find ways to monitor the success of your project. This could be done by revisiting the goal you and your team set in phase 1 or even a checklist of success indicators.
- Most importantly, be proud of yourself and your team regardless of how things go! Take a step back and be reminded of what all of your hard work, time, and energy has led to. When mistakes and hiccups occur, learn from them and keep pressing forward to be the change you wish to see in your community.

Dream, scheme, activate phases of:

Bonavista Downs, Calgary, Alberta.

Bonavista Downs Association, Ward 14

ACTIVATION DATE: DECEMBER 5, 2019

TOTAL GRANT AMOUNT: \$1530.38



Community Association VP, Ryan, took the lead on this project. With support from several community members and President Jeremiah, the team was determined to add value to the Bonavista Downs community.

The project team planned to construct a wooden deck platform, to create a public meeting space for community residents. Due to constraints and city policy, this idea needed to be iterated. After working with the Parks department, the project turned into an activation that installed art pieces along the pre-existing disc golf course and a central wayfinding sign that identified many of the great amenities around Bonavista Downs.

“People have been talking about all the things we do and the new things in our community that this project has brought to resident’s attention.”

“Preparations took longer than anticipated, but the activation itself went very smooth”, noted Ryan. Ryan worked closely with the ActivateYYC team and the Parks department, and even after encountering several roadblocks, he ensured the project was a success. Feedback from the community has been great so far.



Dream, scheme, activate phases of:

Mount Pleasant, Calgary, Alberta.

Mount Pleasant Green Initiatives Committee, Ward 7

ACTIVATION DATE: DECEMBER 1, 2019

TOTAL GRANT AMOUNT: \$105.00



The Mount Pleasant Green Initiatives Committee led this project, excited to activate a piece of their community as their first endeavour. One of the initial ideas for the funding was to hold an event celebrating Balmoral Circus, a central landmark in the Mount Pleasant community.

In an effort to increase efficiency, DREAM and SCHEME were combined for this group. Led by the ActivateYYC team, the group conducted a walk-through and determined three major issues: lighting, signage, and wayfinding. They evaluated proposed shortcuts against their Green Transportation Goals:

1. Increase walkability and active transportation within Mount Pleasant, and
2. Reduce reliance of Mount Pleasant residents on motor vehicles.

“We had multiple comments from passersby who were excited about having better visibility along the pathway.”

After considering a number of locations and ideas, they decided to tackle lighting, in order to improve visibility and safety, and increase usability.

The team decided to install solar lights around the community hall, which didn’t require any permitting, simply the permission of the community association.

On December 1, 2019, the team went out to ACTIVATE. The whole install took less than an hour, and had already gleaned some compliments from people walking by.




Dream, scheme, activate phases of:
**Hounsfeld Heights
- Briar Hill, Calgary,
Alberta.**

HH-BH Community Association, Ward
7

ACTIVATION DATE: AUGUST 24, 2019

TOTAL GRANT AMOUNT: \$1239.32



HH-BH applied with a location in mind, ready to SCHEME. The initial goal for HH-BH was to make Lions Park more accessible for community residents.

Patricia Leahy took the lead on this project, organizing both sessions and orchestrating the grant process with ActivateYYC team support. This was her first experience with a grant application process.

Five board members and three community members attended the combined DREAM and SCHEME, along with Patricia and the ActivateYYC support team. First, the group walked through Lions Park and assessed the best area to focus on, then returned to the community hall for a brainstorming session.

The group decided to focus their attention on a critical pathway that connects C-Train riders to the street. By revitalizing this pathway and emphasizing the street, it would lead people towards it, instead of down the nearby alleyways. Another key issue they wanted to address was lighting.

A few weeks after the SCHEME session, a walkthrough of the park was scheduled with several city departments, including Urban Forestry and Parks. This led to a continued discussion on the effectiveness of the current lighting and how to improve it.

On August 24, the community came out to ACTIVATE the Paint the Pavement project. The day before, a few community members helped prep the area and paint on the white base. On Saturday, over forty people contributed to the mural at the end of 17th Street NW. The sidewalk leading from the road into Lions Park was painted to look like a river. Solar lighting features were added in over the next two weeks, due to weather constraints.





WHAT IS ACTIVATEYYC?

Just in case you had not noticed, we have talked about ActivateYYC a lot in this book - we are excited to tell you more about it!

ActivateYYC is a tactical urbanism microgrant program run by The Federation of Calgary Communities. Through funding and support, we help Calgarians temporarily change spaces to encourage people to activate movement and empower their communities to reimagine space.

The Federation of Calgary Communities (or 'The Federation' for short) aims to support, train, and encourage community non-profit leaders and volunteers. The Federation equips volunteers with the education and tools they need to continue making Calgary a great place to live, work, and play. Furthermore, The Federation advocates for community non-profit leaders and volunteers and recognizes community volunteers that make a difference in our city.

Our Vision for Our City

We aim to see volunteer-driven tactical urbanism projects that engage the community and create meaningful change to public and communal spaces in Calgary. We invite communities and individuals much like yourself to reimagine spaces as a place of greater activity and connectivity.



ActivateYYC Projects

Here are some other ActivateYYC projects to inspire you to bring tactical urbanism to your community and to show you that your project does not have to be grand to be great..

Winter Project Ideas



West Hillhurst Winter Carnival

To activate a space that is typically underutilized during the winter, West Hillhurst Community Association decided to host a winter carnival in early February. Using \$750 from ActivateYYC and a \$500 sponsorship from Brady Dance Academy, they were able to hold a fun and engaging outdoor event - including sleigh rides, snowshoe demonstrations, giant ski races, toboggan pulls, maple syrup taffy in the snow and potato sack races and hot chocolate - that brought the community together to be active and play together! Around 200 people took part in the activities, which were complete with a fresh dusting of light new snow! To bring this project to life, the coordinators of the event had to interact with The City to book the usage of the field and to borrow some equipment and supplies.

WINTER





Acadia Community Association Crokicurl

Crokinole and curling are two of Canada's favourite pastimes - but have you ever seen these two vastly different games combined into one sport? In January, Acadia Community Association set out to accomplish this goal, by creating Alberta's first ever Crokicurl rink! The game involves throwing weighted bleach jugs into different scoring rings on the ice, while also trying to knock your opponents' bleach jugs out of scoring position. This unique and innovative ActivateYYC project transforms a winter space into a community play space and gathering area,

To unveil the new Crokicurl game, Acadia hosted an opening ceremony, which brought 125 people from the surrounding neighbourhood and other communities together. The creators of the project said that one of their favourite stories from their ActivateYYC project is seeing just how many people were willing to come out in the winter and engage with other people!

WINTER

The Crokicurl project was accomplished using \$850 from ActivateYYC, as well as additional funds raised by the community association and donated building materials from neighbourhood sponsors. The project occurring on private land meant that city permits were not needed.



Temple Community Association Winter Disc Golf

Temple Community Association (TCA) put a spin on the classic disc golf game and turned it into a winter friendly sport. The 5-hole course was located at Templegreen Park and could be played anytime during the winter. TCA also hosted three winter disc golf events with free hot chocolate. The winter disc golf events spiked interest in regular disc golf, which takes place in the warmer months. The TCA was happy to bring a new sport to Temple and teach neighbours a new game!

WINTER



Bowness Winter Festival

The Bowness Community Association (BCA) decided to make the most of the 2019 cold weather and host a Winter Festival. On February 10, 2019, around 100 families filled the community hall for hot chocolate and coffee, and a ton of fun games and activities. Neighbours could play a game of indoor curling, race in the obstacle course, help the professional painter paint hearts for the community association, or decorate cookies. The City of Calgary even supplied some toys for the event. The coordinator thought the best part of the event was the number of neighbours who bundled up to brave the cold for a fun community event.

The BCA worked with The City to get some toys for the event, but they did not need a permit. The ActivateYYC grant was used to hire a professional artist and to buy paint supplies. These items helped make sure the event was a success and that fun was had by all.

WINTER

Spring/Summer Project Ideas



Silverado Community Association Outdoor Volleyball Net

The Silverado Community Association (SCA) was ready for summer 2019! After a lot of planning and hard work, the SCA completed its outdoor volleyball court just in time for the nice weather. According to the organizer, the best part of the building process was his son helping with the build. The little helper even asked when they were going to work on it next!

SPRING/SUMMER

This project did not require any permits, but the SCA did need permission from Alberta One Call before digging holes for the volleyball net posts. The ActivateYyc grant was used to buy materials for the project.



Haysboro Community Association

To get people walking, playing and being neighbourly, Haysboro Community Association created an exciting Stroll or Roll Community Scavenger Hunt. Teams of two to six navigated the neighbourhood by foot or bike while completing various challenges – including finding landmarks, taking photos at different spots, finding legacy benches and checking in at local businesses. Around 60 people participated in this event, which was funded through a \$650 microgrant from ActivateYYC. One couple even travelled over 10 kilometres on their bikes to complete challenges!

SPRING/SUMMER




Eyes/I's on the street

To make neighbours feel safer near the intersection and park at 2nd Avenue and 9A Street NW, Picolina Productions decided to paint a mural. It isn't an ordinary mural though; this mural includes a ton of eyes, making the name Eyes/I's on the Street very fitting! Why eyes? Well according to Crime Prevention Through Environmental Design (CPTED), safety goes up when there are more "eyes" on the street. So, the organizers got their paint brushes and paint and put the CPTED idea into action.

The mural was a hit, and some neighbours even suggested that the organizers paint the entire fence. This project took a lot of collaboration with The City of Calgary. This project required permits. The ActivateYYC funds covered paint, painting materials, and safety materials like vests and pylons.

SPRING/SUMMER



Fall Project Ideas

Tuscany Harvest Festival

FALL


On a beautiful fall day in September, people from all over the community gathered in the centre of Tuscany for the Tuscany Harvest Festival. The carnival-like atmosphere brought around 4000 attendees out to enjoy the day, and organizers say everyone left with smiles. Using \$700 from ActivateYYC, the Tuscany Harvest Festival was able to add the new activities of bubble soccer and sponge archery, which helped motivate more young adults and teenagers to come out to play and be neighbourly together! To create this unique fall festival, the organizers had to contact the City of Calgary for event permitting, field use and site inspections.



Calgary Evergreen Amazing Race

How do you get neighbours out and about? The Calgary Evergreen Community Association (CECA) got neighbours exploring the community by hosting an Amazing Race style scavenger hunt. The Calgary Evergreen Amazing Race attracted 45 people, who raced as teams to 7 different stations throughout the community in hopes to be the first team done the hunt.

The September race day was a little bit rainy, but despite the weather, the organizers were happy to see families creating great memories while exploring their community. To make sure the event was a hit, the CECA needed a greenspace permit from The City. The ActivateYYC grant was used for the permit, as well as a bouncy castle, race materials, and advertising.



Family End of Summer Celebration

In September, the Ranchlands Community Association (RCA) hosted its Family End of Summer Celebration, which included fun activities and games at three different greenspaces close to the community association. The coordinators worked with The City of Calgary to get feedback on the greenspaces and how the spaces could be used in the future. While the feedback is useful, the coordinators agree that the hula hoop performance was the best part of the event.

This event brought out around 100 neighbours, and two of those neighbours ended up being the centre of attention in tutus as part of the hula hoop performance. The \$750 ActivateYYC grant was used towards the hula hoop performance. Since the community association worked with The City to get feedback on the greenspaces, no permits were needed.

FALL

PARTING
WORDS +
RESOURCES

Parting Words

We truly believe that community volunteers and individuals like you can make a big difference in the cities, towns, and communities you reside in. This book was written to inspire you to be an active participant in your community and encourage you to be the change that you wish to see. We hope you feel equipped and empowered to lead a tactical urbanism project in your community. Do remember, experimentation informs design. Your projects have the ability to make lasting change in your community, city, and even country.

Tactical urbanism is an approachable and accessible method to transform your local community. The power to activate spaces is in your hands.

Resources that might further assist you:

Tactical Urbanism Materials and Design Guide

Tactical Urbanism Toolkit

Tactical Urbanism by The Street Plans Collaborative


The Planner's Guide to Tactical Urbanism

Tactical Urbanism: Short-term Action for Long-term Change
by Mike Lydon and Anthony Garcia

Main Street Design Challenge Playbook

Reimagine Catwalks Playbook

Just search them up on Google!









activating spaces

Have you ever wondered how you can help your community be better?

Activating Spaces is for you! This book serves as a guide on how you, dear reader, can transform your community and be the change you wish to see in your neighborhood. Through the process of tactical urbanism, you can be the agent of change in your community, city, and country! It's easier than you think.

