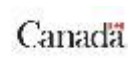




Green Line Board Report Q3 2022

Executive Committee Meeting

July 20, 2022





Highlights

- » Request for Qualifications (RFQ) under evaluation
- » Utility relocation work in Beltline and preparations for construction in Beltline and Downtown station areas
- » Business Support Program ongoing
- » North Central Bus Rapid Transit (BRT) improvement projects ongoing






Project dashboard

Health & Safety		<ul style="list-style-type: none">• There were no safety incidents in June
Environment		<ul style="list-style-type: none">• Site specific Phase 2 Environmental Site Assessment (ESA) work is ongoing.
Stakeholder Relations		<ul style="list-style-type: none">• Construction readiness outreach and tools online• Business continuity planning, proactive outreach• Launched Green Line Street Team to support community events and activations
Schedule		<ul style="list-style-type: none">• Phase 1 DBF-DP procurement activities are on schedule.• BDURP Beltline East construction and LRV mock-up construction is on schedule.
Cost		<ul style="list-style-type: none">• Green Line continues to proactively monitor project costs.• Mitigation measures continue to be reviewed and implemented.
Quality		<ul style="list-style-type: none">• Review of Phase 1 RFP quality requirements, oversight of Enabling Works quality compliance and reviews of contractor and LRV supplier quality and inspection plans.



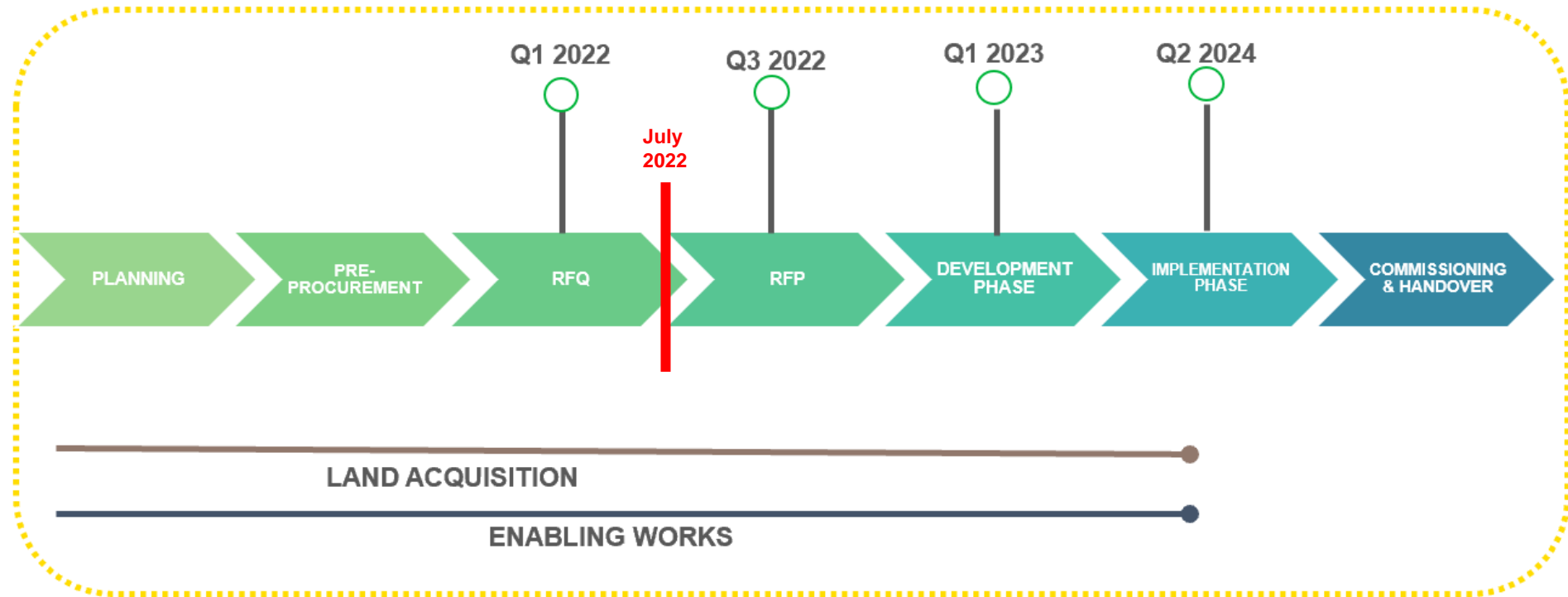
Procurement

- › Request for Qualifications (RFQ) closed on June 23, 2022, and Green Line is on track to release Request for Proposals (RFP) in Q3 2022
- › Development Partner to be selected in early 2023
- › Procurement process on track
- › LRV Conceptual Design Review completed





Building Green Line: Design-Build-Finance (DBF) with a Development Phase





Construction

- » Utility relocation work in the Beltline is advancing



Business Support Program

- » Access and business continuity plans to manage mobility and parking ongoing
- » Expanded outreach, information sessions and communications continues

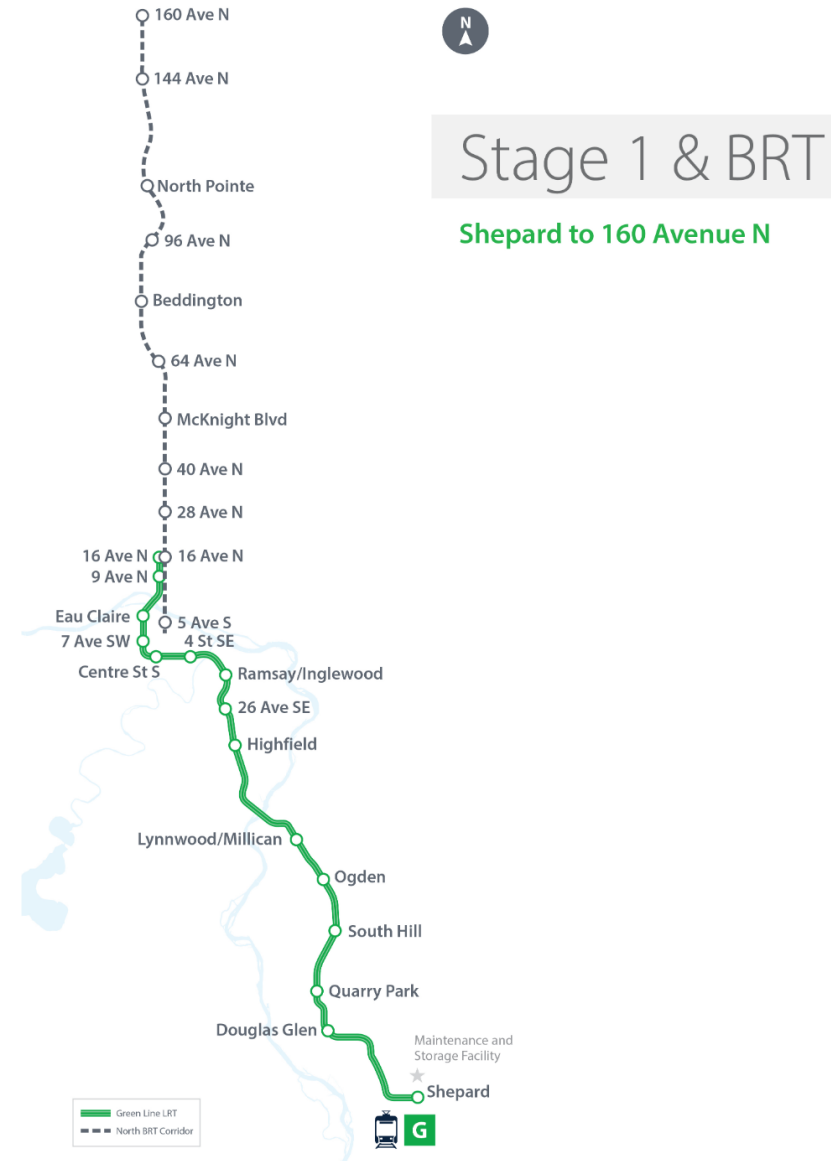


BRT

- » North Pointe Park and Ride lot improvement project completed

Upcoming priorities

- » Detailed design of future projects
- » Lifecycle improvements to the bus trap located on Beddington Trail N.E to proceed





Financial Summary

Category	Dec-21	Jan-22	Feb-22	Mar-22	Apr-22	May-22
Owner's Cost	\$ 1,624,800	\$ 770,150	\$ 1,119,139	\$ 1,536,019	\$ 1,074,861	\$ 1,367,197
Design & Engineering	\$ 3,618,335	\$ 1,986,108	\$ 2,901,891	\$ 2,575,143	\$ 3,768,240	\$ 3,077,176
Construction, Land & Other Assets	\$ 4,028,609	\$ 54,642	\$ 805,422	\$ 4,207,636	\$ 2,337,942	\$ 8,980,420
Bus Rapid Transit	\$ 1,061,665	\$ 36,369	\$ 0	\$ 13,297	\$ 114,787	\$ 520,502
Grand Total	\$ 10,333,409	\$ 2,847,269	\$ 4,826,452	\$ 8,332,096	\$ 7,295,831	\$ 13,945,295

Table 1 – Green Line Previous 6-month Spend Rate (Costs for May are preliminary)

Category	Committed Cost	Cost to Date	Cost Year to Date
Owner's Cost	\$ 71,232,914	\$ 71,143,453	\$ 5,867,367
Design & Engineering	\$ 279,596,034	\$ 250,759,825	\$ 14,308,558
Construction, Land & Other Assets	\$ 499,315,224	\$ 418,906,192	\$ 16,386,062
Bus Rapid Transit	\$ 3,978,862	\$ 3,978,862	\$ 684,955
Grand Total	\$ 854,123,034	\$ 744,788,331	\$ 37,246,943

Table 2 – Financial Summary as of May 31, 2022



Risk Mitigation

Cost & Schedule

- Continued assessment of market changes
- Procurement on track

Land

- Southeast land acquisition near completion
- Focus on Beltline and Downtown for utility relocation

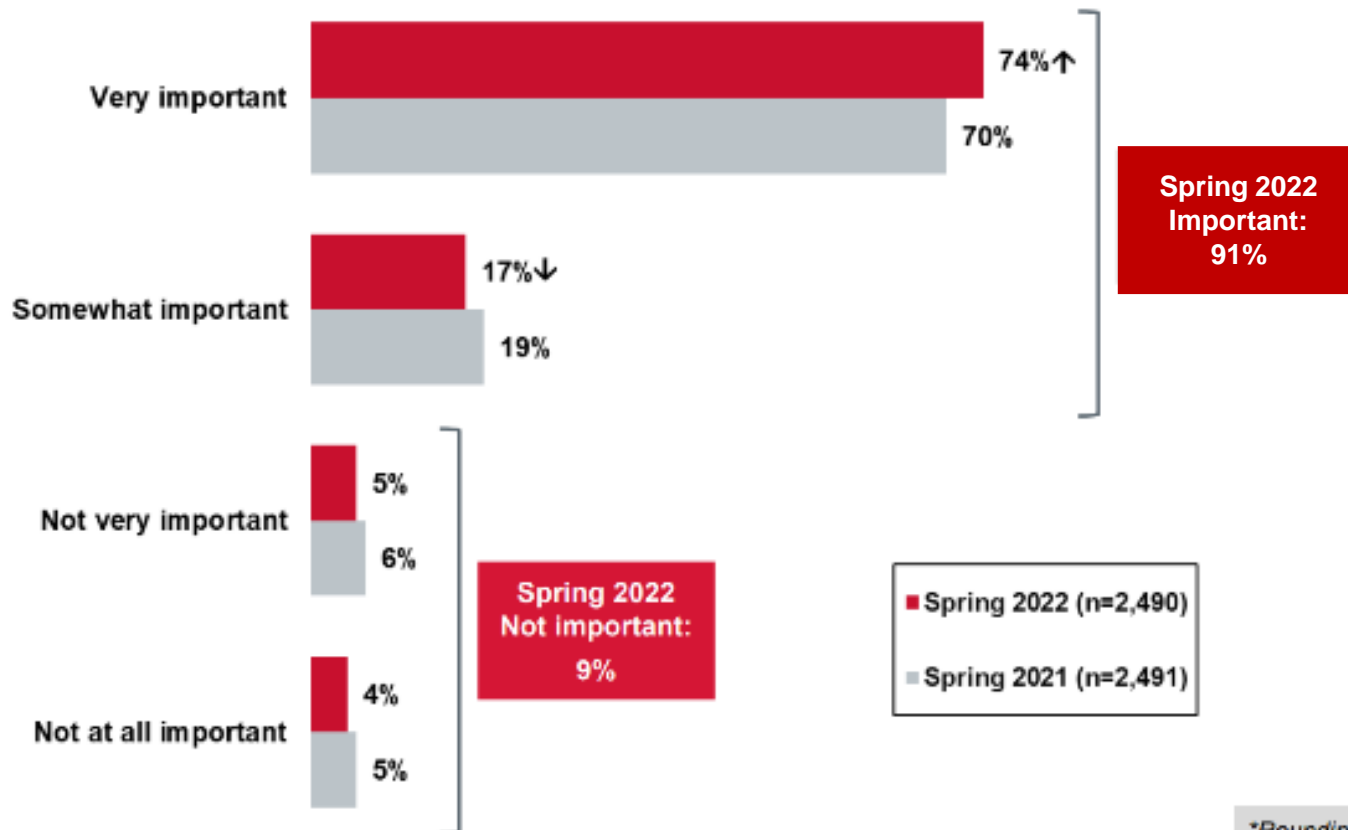
Construction

- Property impact assessments completed
- Business continuity planning underway

Calgary



Perceived Importance of the Green Line LRT



The Green Line is Calgary's next LRT line. When complete, it will connect communities between Keystone in the North and Seton in the Southeast to downtown and various other destinations along the way. How important do you think the Green Line LRT is to the future of Calgary, 10 years down the road and beyond?^{*}
Base: Valid respondents

^{*}Not prior to Spring 2021/Not asked in Fall survey waves

↑Statistically higher than Spring 2021
↓Statistically lower than Spring 2021



Questions