

CITY OF CALGARY
RECEIVED
IN COUNCIL CHAMBER
JUL 26 2021
ITEM: 8-1-21 CPC2021-0896
<i>Disinformation</i>
CITY CLERK'S DEPARTMENT

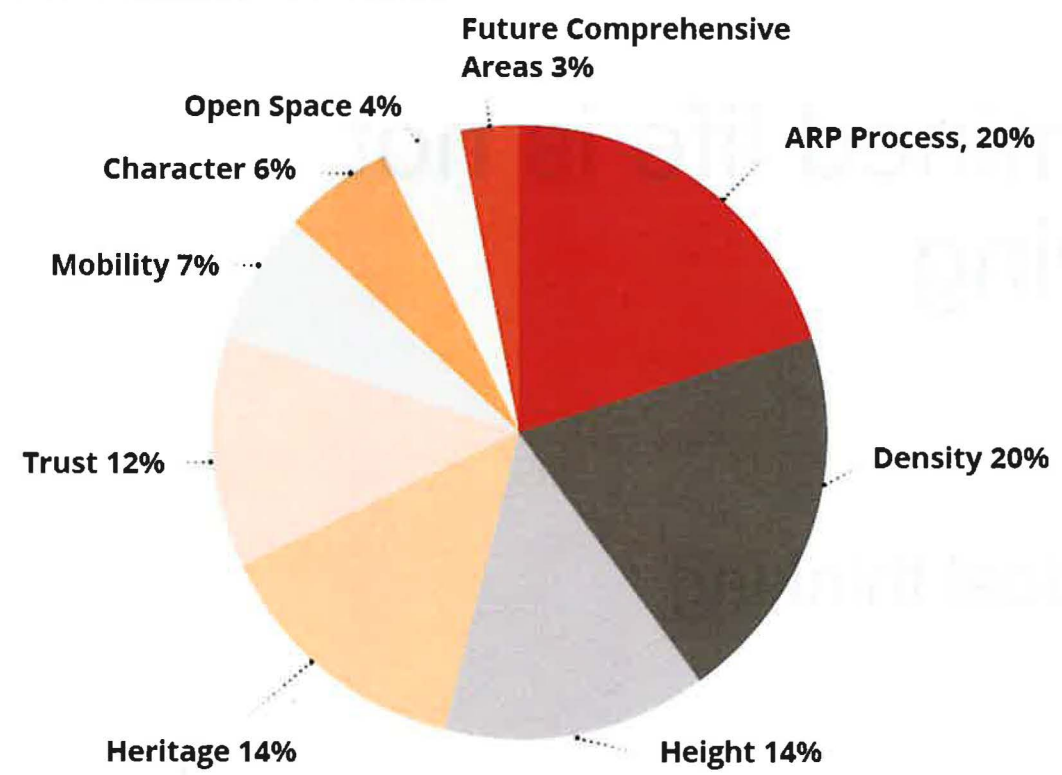
Socrates: An unexamined life is not
worth living

Today we call it critical thinking

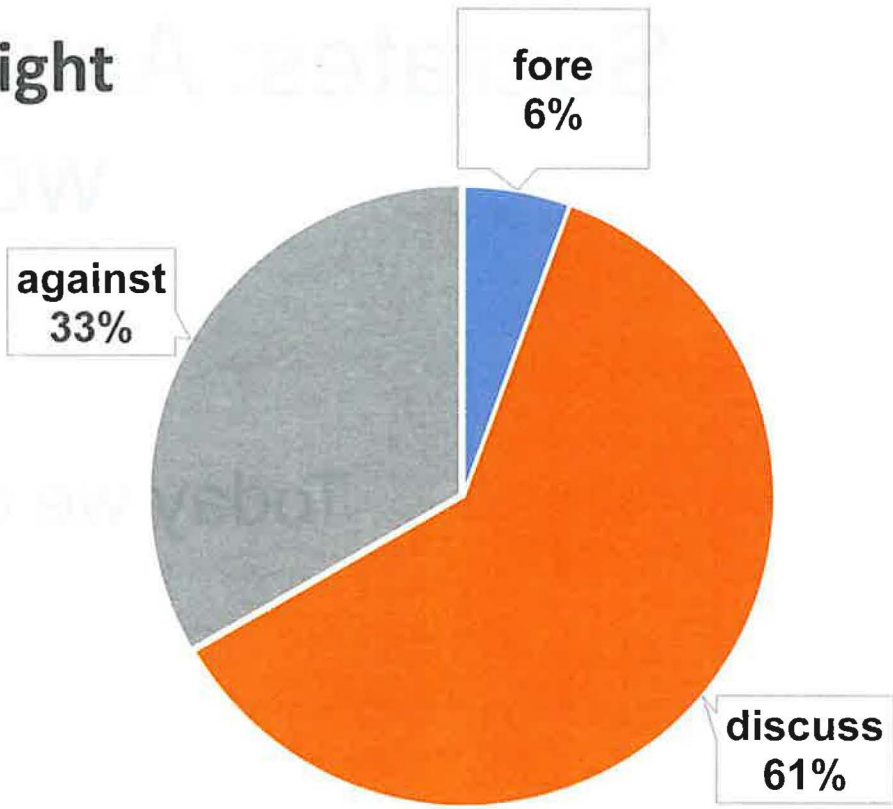


B & A's 2019 ARP Engagement:

Public Town Hall: Feedback Summary

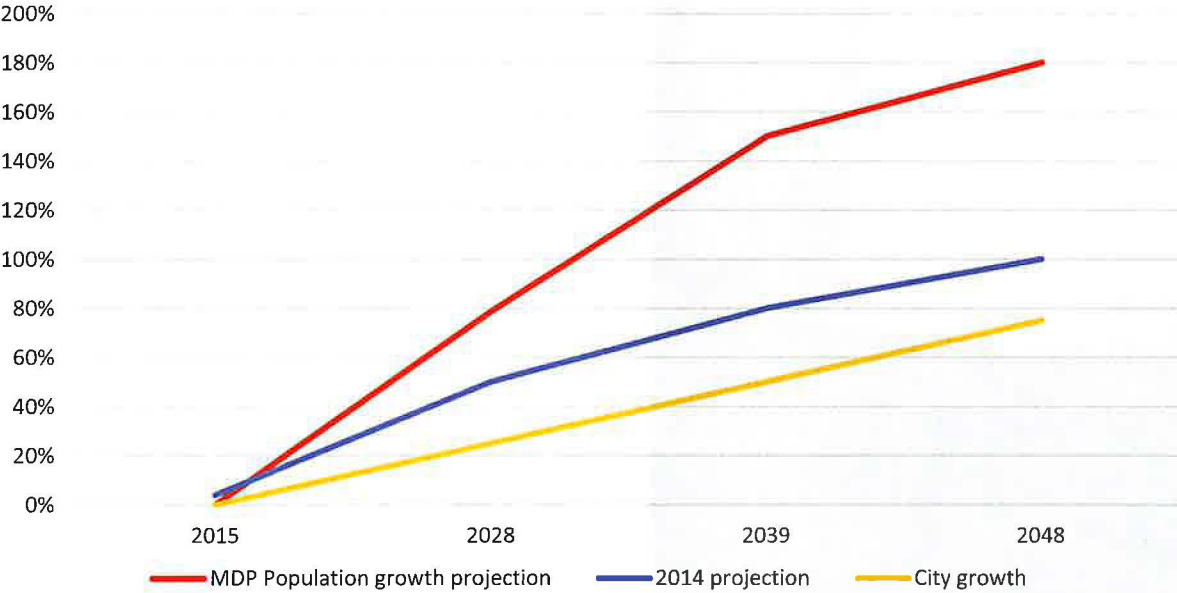


Height



Status, Assumptions, Impact and Risk

Inglewood Population Growth Comparison



Just wondering:


- To what extent do the developments approved to date, and this one, align with MDP growth expectations?
- Acknowledging where we find ourselves today and moving ahead, are there any risks associated with this development plan and the assumptions to support growth?

2015 MDP Inglewood Growth Projections

	2015	2028	2039	2048
Population growth	3909	6984	9778	10949
Population growth percent	0%	79%	150%	180%

Population 2019 4024

When I look at Inglewood, I wonder what is possible.



Next 20: Making Life Better for Calgarians - State of the City P26

CORE INDICATOR EVALUATION

Five core indicators were selected to monitor progress on the MDP's goals related to communities. They include:

- Urban expansion,
- Density,
- Mixed land use,
- Residential mix, and
- Accessibility to daily needs

Defining critical success factors in TOD implementation using rough set analysis

The results show that political stability at the national level, relationships between actors in the region, interdisciplinary teams used to implement TOD, and public participation are the most significant success factors in TOD implementation.

Thomas, R., & Bertolini, L. (2015). Defining critical success factors in TOD implementation using rough set analysis. *Journal of Transport and Land Use*, 10(1). <https://doi.org/10.5198/jtlu.2015.513>