

Calgary



Calgary Emergency Management Agency

A conversation with the Emergency Management Committee



Purpose

- Dialogue with Committee on emergency management events and issues

Format

- Review of recent significant emergency events
- Key initiatives undertaken
- Look ahead



Emergency events review

International, national and local incidents



International events





Active assailant event review

- Boston Marathon bombings
April 2013
- Parliament Hill shooting
October 2014
- Paris terror attacks
November 2015
- San Bernardino shootings
December 2015
- Orlando Pulse nightclub shootings
June 2016
- Nice terror attack
July 2016



Learnings and preparedness

Complex



Interagency
Strategic
Meetings

Active assailant
exercises

Medical intervention



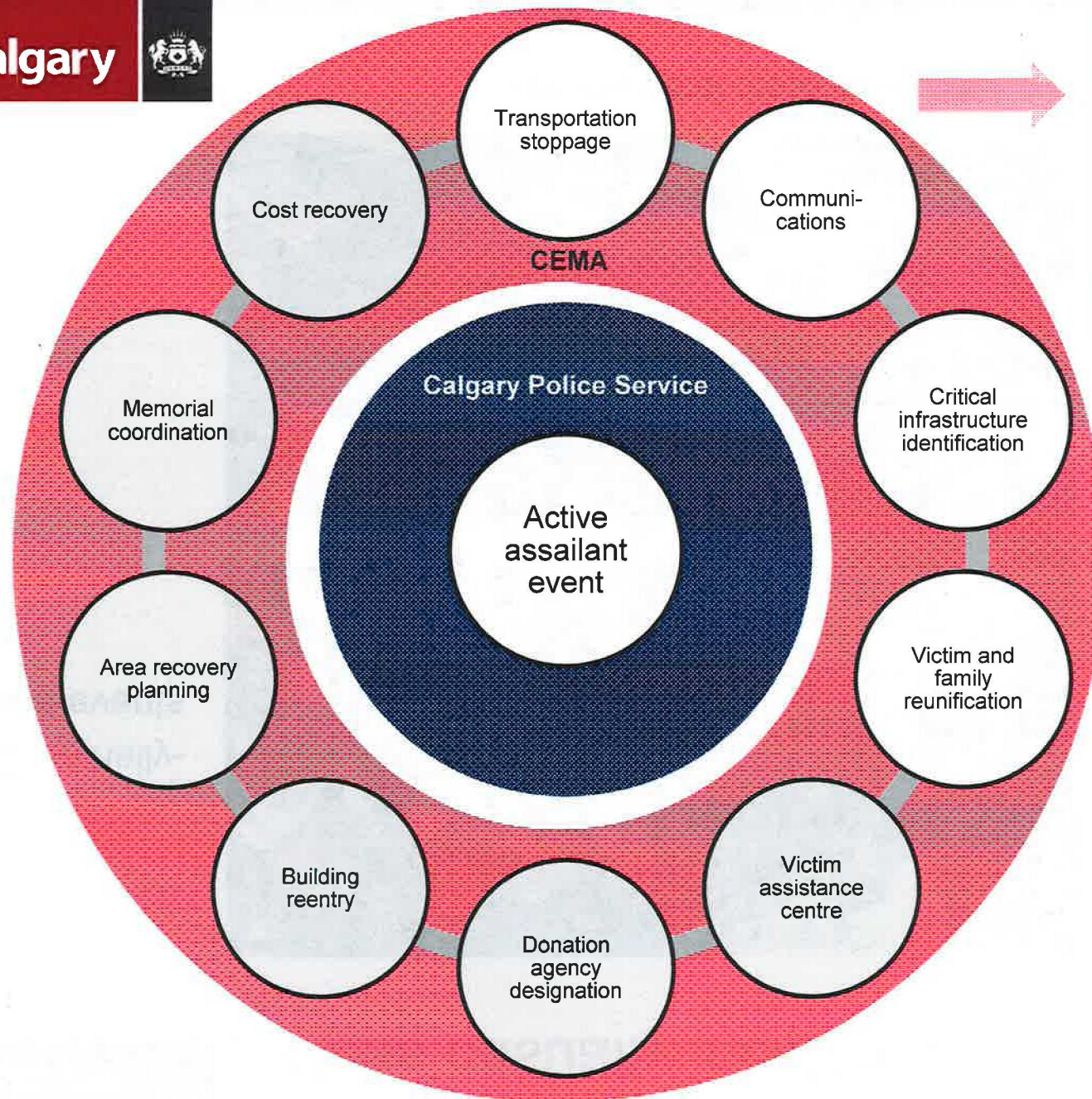
Rescue Task
Force teams

Recovery



Planning for
victims, survivors,
families

Emergency
Wellness
Response Team




Coordinated approach

- 59 Agency members
- RCMP
- Provincial Operations Centre
- Government of Canada Operations Centre

Mass casualty incidents

Criminally-
caused events



Natural
disasters



Technological disasters



National and provincial events





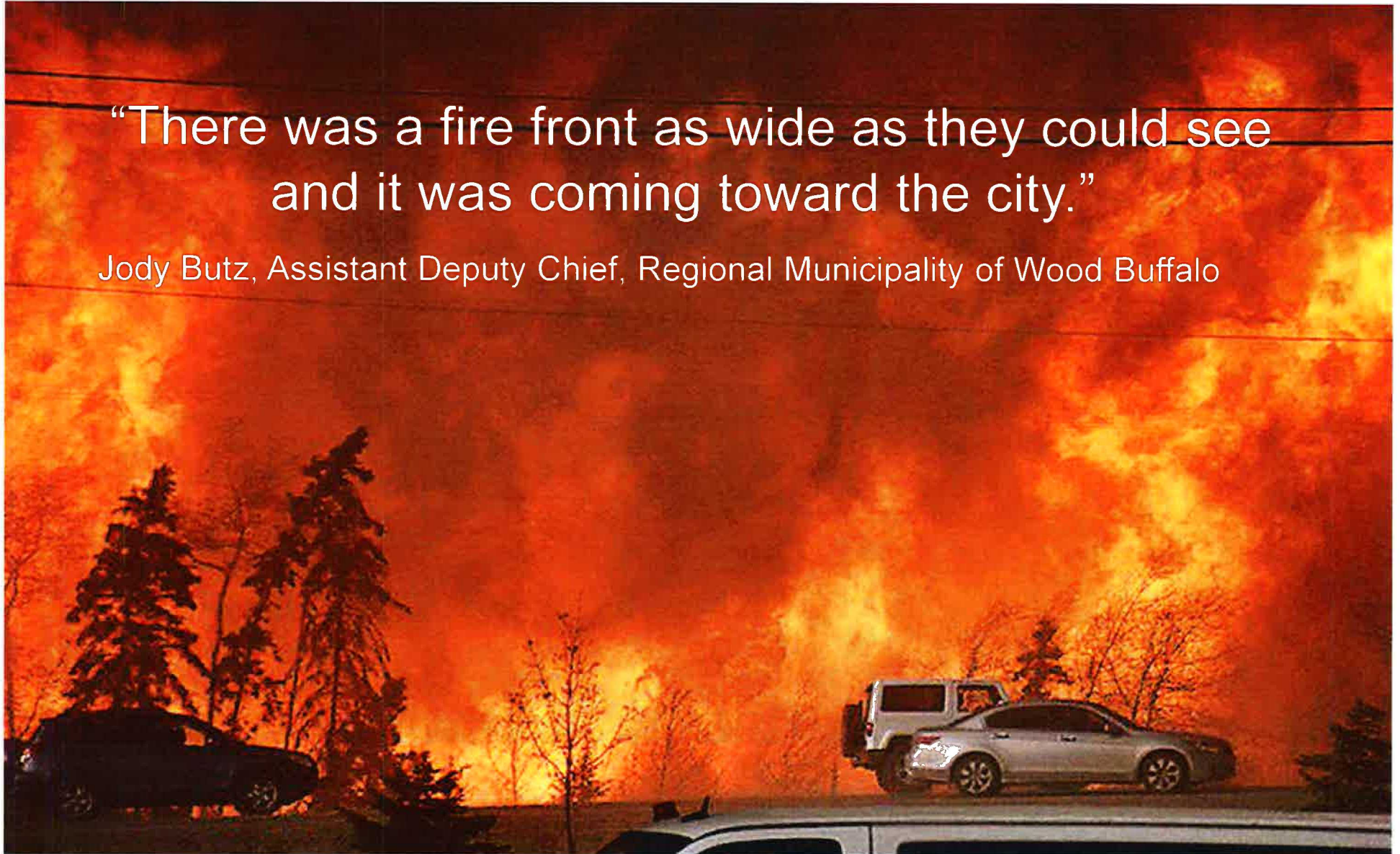
When a defining moment comes along, you define the moment, or the moment defines you



The Horse River fire – “The Beast”

“There was a fire front as wide as they could see
and it was coming toward the city.”

Jody Butz, Assistant Deputy Chief, Regional Municipality of Wood Buffalo



Credit: Twitter/Ryan Jeffries





Wednesday, May 4



A multi-faceted response







Lodging evacuees





Providing City expertise

- 700+ City staff deployed
 - Firefighters
 - Water plant operators
 - Transit operators
- Emergency Operations Centre opened
- Logistical coordination



Canada Task Force 2 response



What is Canada Task Force 2?



Canine & technical search



Communications



Heavy urban search & rescue



Emergency medical assistance




Logistics



Flood response

CANTF2 role in Fort McMurray



CANTF2 role in Fort McMurray



CANTF2 role in Fort McMurray



CANTF2 role in Fort McMurray

Description	Case #s		
Prescription	47	Sore throat	4
Foreign body, eye	14	Abdominal pain	4
Diarrhea	11	Lower ext. pain	4
Vomiting	9	Localized swelling	4
Skin conditions	9	General	3
Orthopedic (<i>other</i>)	9	Skin	3
Headache	7	Genitourinary	2
Laceration	7	Mental health	2
Minor complaints	6	Neurologic	2
Respiratory (<i>other</i>)	6	Ophthalmology	2
ENT (<i>other</i>)	5	Unknown	1
		Cardiovascular	1
		Total	162



CANTF2 role in Fort McMurray



CANTF2 role in Fort McMurray





CANTF2 role in Fort McMurray

Air Quality Health Index

The Air Quality Health Index (AQHI) helps you understand what the air quality around you means to your health.

The AQHI is a tool that relates the air quality outside to your health, using a scale from 1 to 10. The lower the number, the lower the risk.



May 12, 2016

Today's AQHI is 54



AQHI in Your Community



Air Quality Data



CANTF2 role in Fort McMurray



CANTF2 role in Fort McMurray





CANTF2 role in Fort McMurray





Redefine success



AEMA recognition

- CANTF2 was a recipient of the Alberta Emergency Management Agency Achievement Award



Building regional resilience

- Federal funding announcement for Canada Task Force 2
- Provincial Incident Management Team
- South Central mutual aid agreement

Local events



Photo credit: Ted Rhodes/Postmedia



Severe summer storms


- Second wettest July since 1927 (206.1 mm of rain)
- 21 thunderstorms in July (average is 28 per year)

CEMA preparedness

- Expanded notifications for summer storms
- Collaboration between business units addressing localized flooding concerns



Photo credit: Tanya Work/Twitter



Corporate business continuity

Advancing Corporate resiliency



Timeline

2013

No governance or policy
Plans developed informally

2014


Policy development
Focus on planning and integration

2015

Corporate business continuity exercise
Corporate business continuity plan

2016

Business Impact Analysis





Corporate Output

Common Continuity Strategies

Analytics

CEMA Deliverable

Corporate Analysis

Data

Data

Data

Data

Activity

Business Unit
BIA

Business Unit
HIRA

Business Unit
Service ID

Business Unit
CI Identification

Data

Data

Data

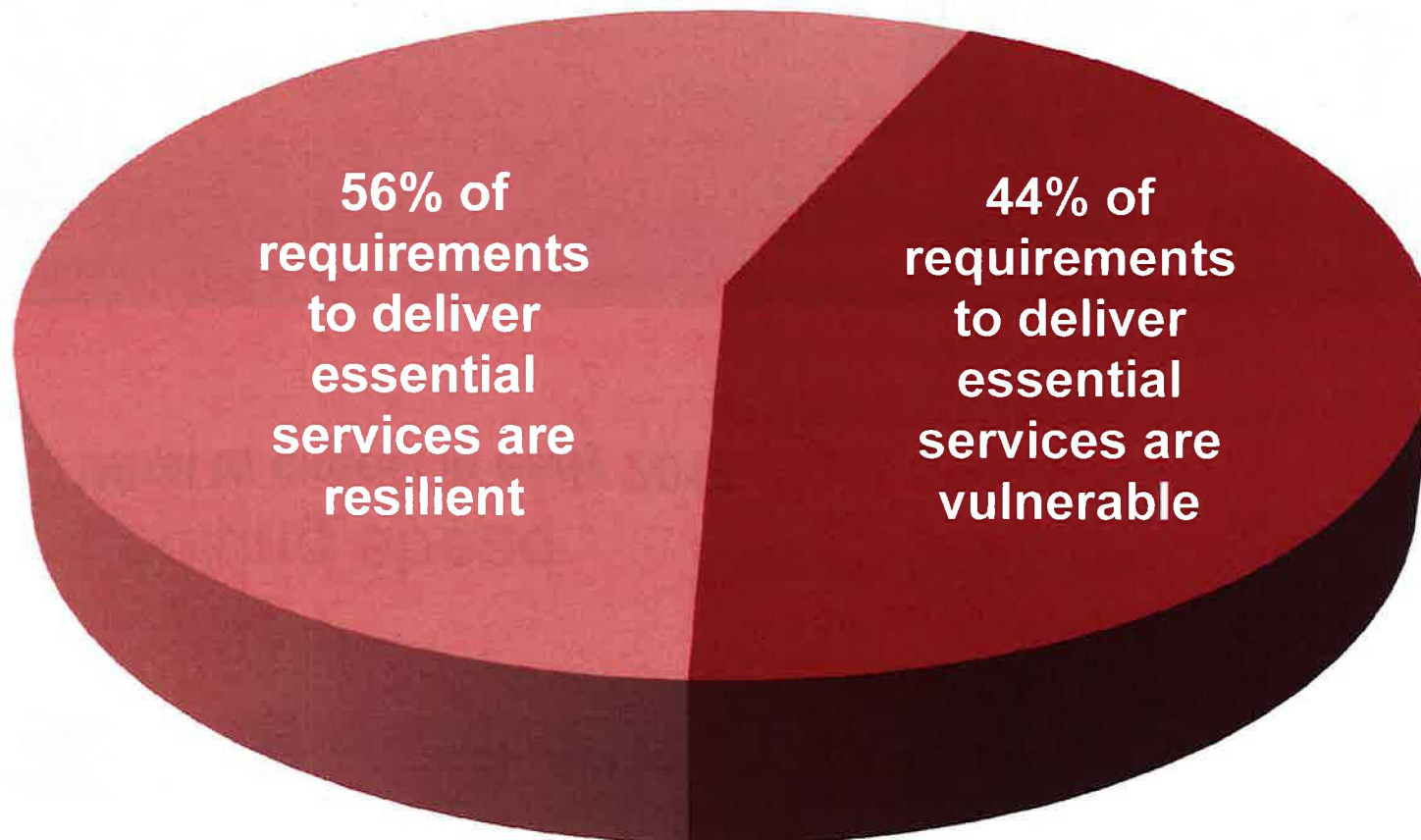
Data

*Business Unit
Output*

Business Unit Business Continuity Plan



Essential City service requirements



Looking ahead

What to expect in early 2017



1

Assessing risk, vulnerability and capability to manage emergency events

2

Continually strengthening the Agency and its staff

3

Advancing Corporate resiliency and business continuity

4

Empowering and fostering a strong city and communities capable of bouncing back from adversity

5

Coordinating emergency event response and recovery



1

Assessing
risk,
vulnerability
and capability
to manage
emergency
events



Critical infrastructure
strategy



Hazard Identification
& Risk Assessment



2

Continually
strengthening
the Agency
and its staff



EMX17 earthquake
exercise



Complex active
assailant exercise



3

Advancing
Corporate
resiliency and
business
continuity



Business continuity
education



Business continuity
policy update



4

Empowering
and fostering a
strong city and
communities
capable of
bouncing back
from adversity



Community support
centres



Volunteer
management strategy



5

Coordinating
emergency
event
response and
recovery




CEMA and FEMA
training



Snowstorm
monitoring






Calgary Emergency Management Agency

A conversation with the Emergency Management Committee

Calgary



Calgary Emergency Management Agency

Supplementary information