

Municipal Measurement Index – Update

IGA2020-1416

Intergovernmental Affairs Committee


December 10, 2020



The MMI has its origins in a 2019 platform commitment

“Improve local government financial reporting by preparing an annual Alberta Municipalities Measurement Index so Albertans can evaluate the performance of their local government in comparison with others”

UCP Platform, 2019



Expected to be based on existing financial and statistical indicators submitted annually by municipalities

- Currently used to determine municipal viability against certain benchmarks
- MMI to present same data in comparative view


Originally expected in early 2020. Now expected in early 2021.

Ensuring meaningful comparison

There's a great deal of diversity among Alberta municipalities. The City of Calgary, for instance, provides services:

- That are unavailable elsewhere
- At a scale that is unavailable elsewhere
- To visitors that don't pay directly for their use
- Supported by a unique tax base

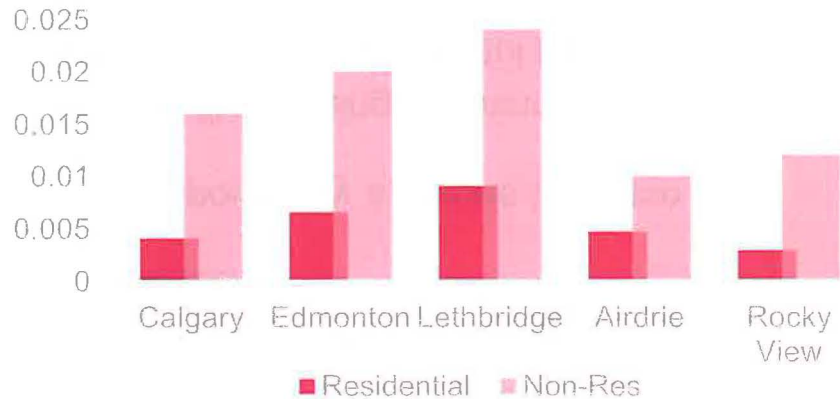
Bearing these things in mind, comparisons like the MMI can be helpful tools to identify opportunities for continuous improvement





Calgary compares well on a sampling of expected MMI revenue measures*

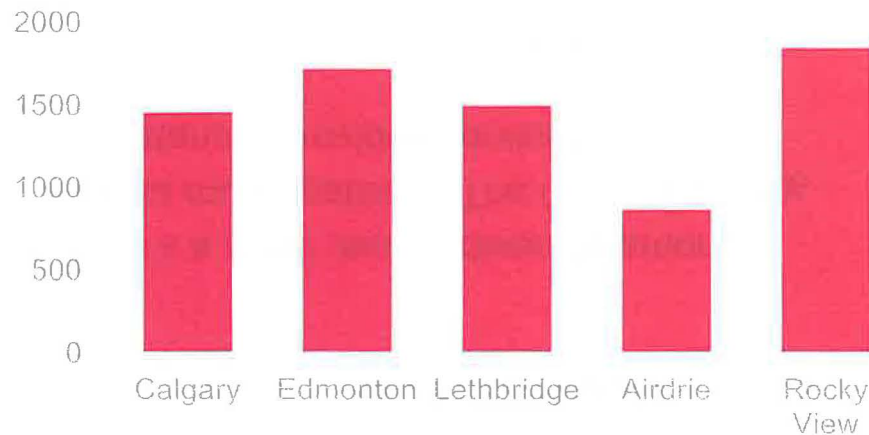
2019 Municipal Tax Rates



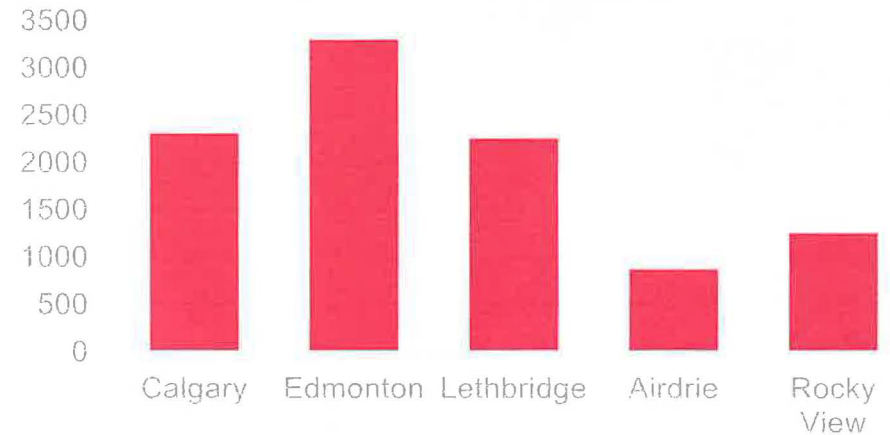
Property taxes paid per \$100K, 2019



Property tax per capita, 2019



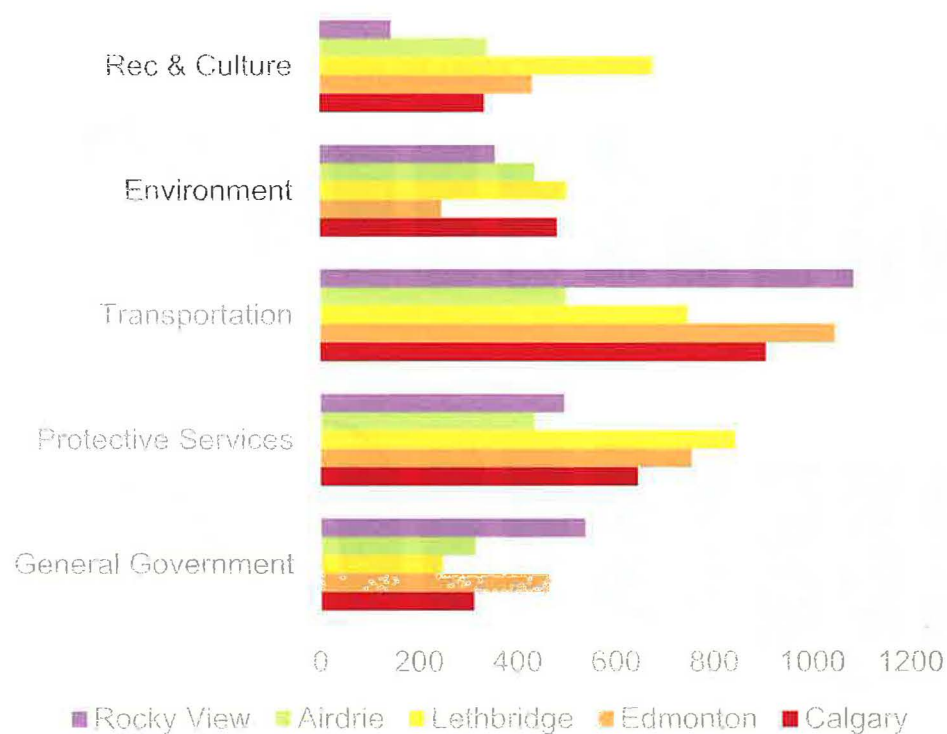
Long-term debt per capita, 2019



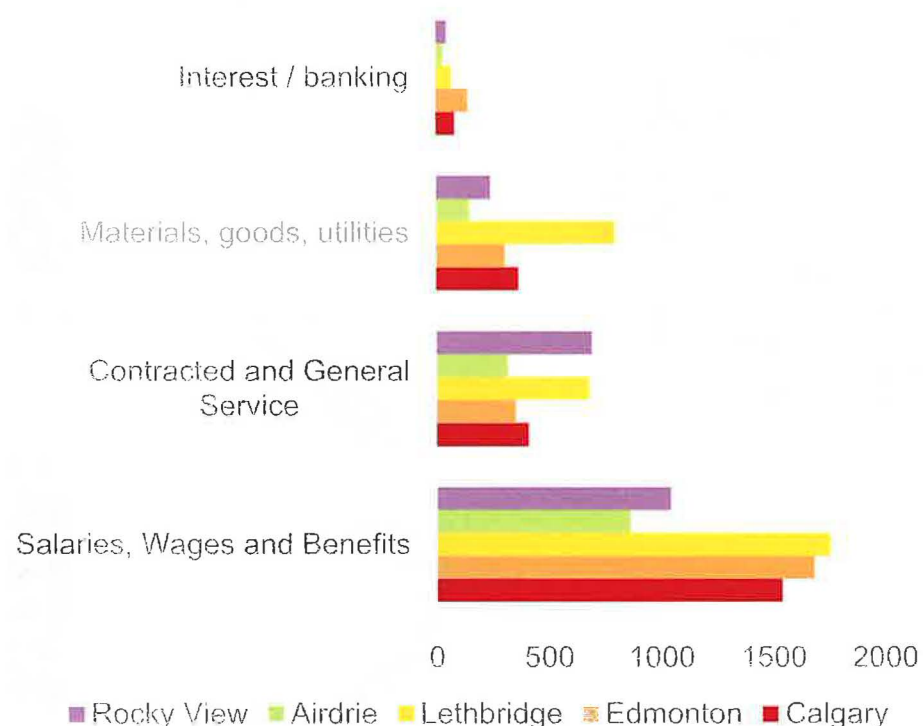
*MMI expected to rely on year-end Financial Information Reports data, will not include changes made in 2020, and includes measures to "smooth" certain data. Data can be found at <https://open.alberta.ca/opendata/municipal-financial-and-statistical-data>

Calgary compares well on a sampling of expected MMI expenditure measures*

Major expenditures per capita by function, 2019



Major expenditures per capita by type, 2019

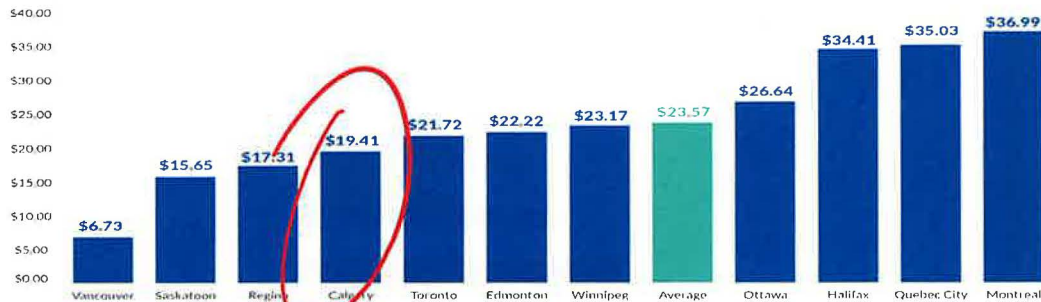


*MMI expected to rely on year-end Financial Information Reports data, will not include changes made in 2020, and includes measures to "smooth" certain data. Data can be found at <https://open.alberta.ca/opendata/municipal-financial-and-statistical-data>

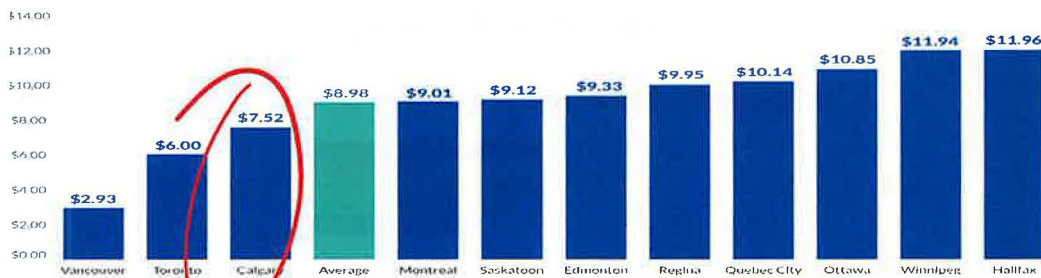


Beyond the MMI: Comparing Calgary to other big cities

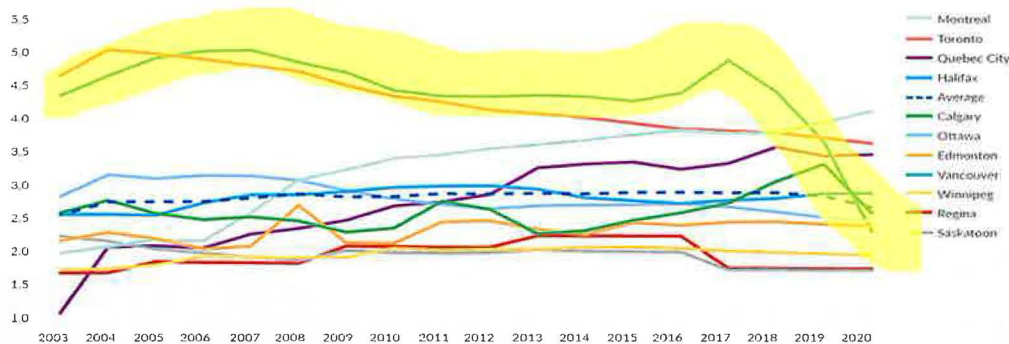
2020 estimated commercial property taxes per \$1,000 of assessment



2020 estimated residential property taxes per \$1,000 of assessment



Commercial-to-residential tax ratios 2003-2020


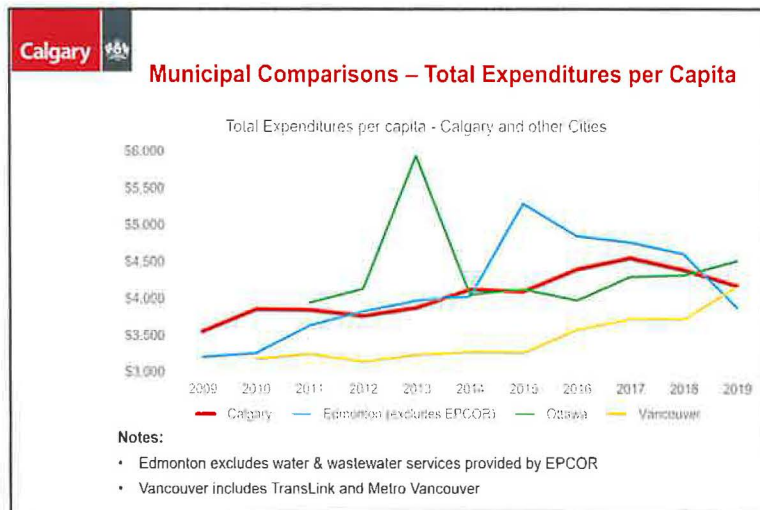


Altus Group, "Canadian Property Tax Rate Benchmark Report 2020"



Comparing Calgary beyond the MMI, continued

City	2021 municipal property tax change
Calgary	- 1.7 (adopted)
Vancouver	+ 5.0 (proposed)
Edmonton	0 (proposed)
Toronto	TBD
Ottawa	+ 3.0 (proposed)
Montreal	0 (adopted)



Using benchmarking to improve local government

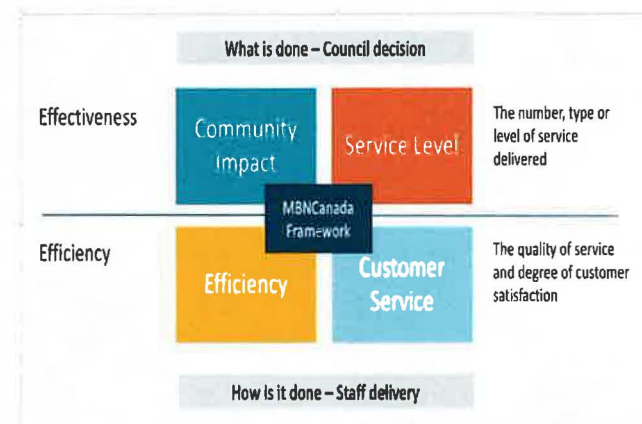
MMI is intended, in part, to “improve local government financial reporting”

But this sort of “benchmarking” is a long-standing practice at The City to drive continuous improvement in service delivery. For example...

Municipal Benchmarking Network (MBN) Canada

- A network of 15 Canadian municipalities using data to continuously improve the way we deliver services to our communities.
- Creates a network of municipal officials to discuss excellence in service delivery
- 2019 report available December 21
- Measures The City’s performance in 29 service areas through 565 performance measures.
- In recent reports, Calgary has performed well compared to peers

MBNCanada Measurement Framework



Key takeaways

- The City of Calgary is a national leader in performance measurement and welcomes the MMI as another tool to help drive continuous improvement.
- Intermunicipal comparisons need to be treated with caution, but we expect the MMI will confirm that The City is one of the best places to invest, to start a business, to make a living and to make a life.
- The City of Calgary offers one of the most competitive tax environments in the province and country while also efficiently delivering the high-quality services that make it one of the most liveable cities in the world
- Calgary is the only major city in Canada to adopt a tax reduction for 2021, and through initiatives like the SAVE program, The City continues to find new ways to deliver municipal services more efficiently and effectively.
- The City looks forward to working with the Government of Alberta to promote the benefits of investing in Calgary and to market the Calgary advantage
- More information about how The City is managing its finances and supporting Calgarians and our local economy can be found at www.calgary.ca/financialfacts

Recommendation

That the Intergovernmental Affairs Committee receive this report for information and that a copy of this presentation be added to the corporate record.

