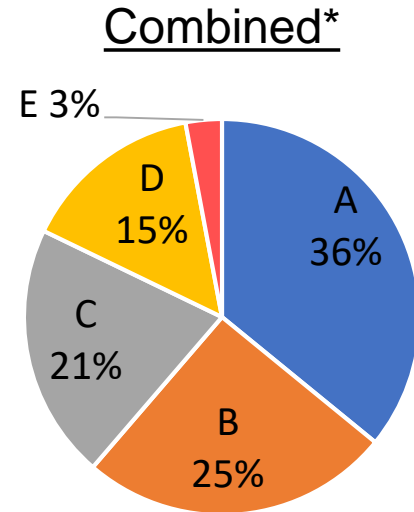
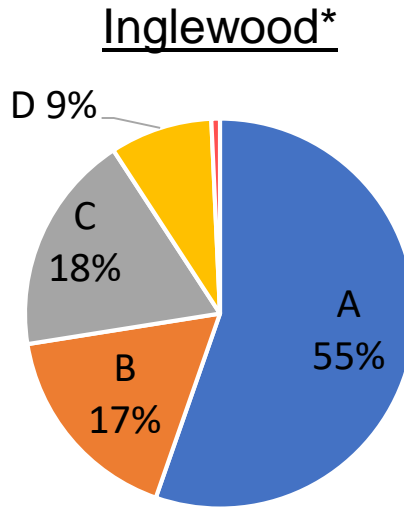
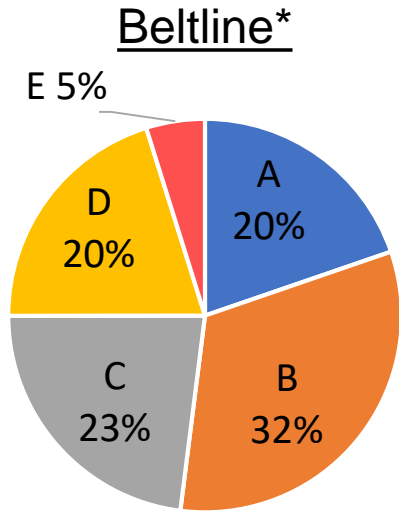


2019 Revenues by Product Type

PFC2020-0028 Beltline and Inglewood Facilities Rates and Fees ATT2
ISC: UNRESTRICTED



- A - Bookings
- B - Programming
- C - Drop-in and Punchcard Admissions
- D - Passes
- E - Other Misc.

Products (in '000)	Beltline*	Inglewood*	Total*
A - Bookings	\$ 48	\$ 113	\$ 161
B - Programming	\$ 79	\$ 35	\$ 114
C - Drop-in and Punchcard Admissions	\$ 56	\$ 37	\$ 94
D - Passes	\$ 50	\$ 17	\$ 67
E - Other Misc.	\$ 12	\$ 1	\$ 13
Estimated Total Revenue	\$ 245	\$ 204	\$ 450
Estimated Total Expenses	\$ 800	\$ 800	\$ 1,600
Net	\$ (555)	\$ (596)	\$ (1,150)
Estimated 2019 operational cost Tax Support**	69%	75%	71%

* 2019 revenues and expenses are estimates as 2019 year-end had not closed at the time of writing.
 ** 2019 average operational cost tax support for flatwater pools is roughly 50%.