

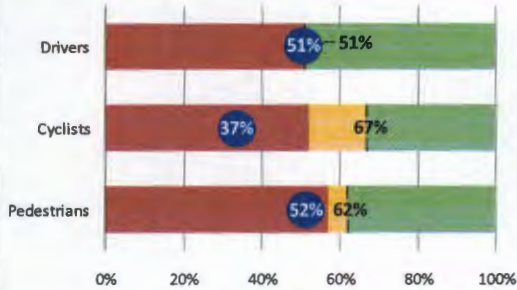
CITY OF CALGARY
RECEIVED
 IN ENGINEERING TRADITIONS ROOM
 DEC 17 2014
 ITEM: Distribution
 CITY CLERK'S OFFICE

REVISED
 TT2014-0889
 ATTACHMENT 4

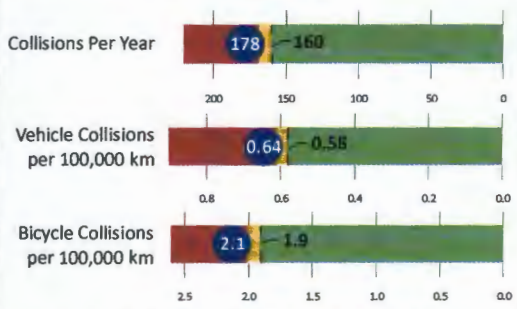
Sample Evaluation Sheet
5 Street SW Cycle Track
 Performance Measures Evaluation Sheet—SAMPLE

TT2014-0889

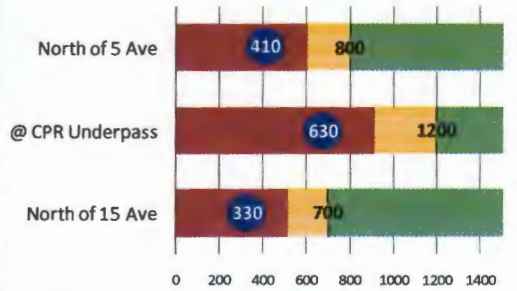
Primary Performance Measures
PM 1: Satisfaction



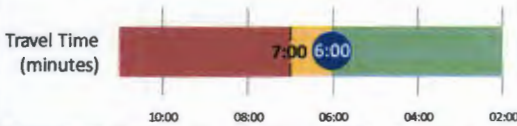
PM 2: Safety



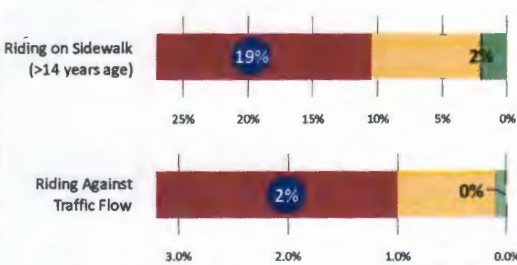
PM 3: Volume



PM 4: Travel Time by Car



PM 5: Unlawful Bike Riding



Performance Summary

	Q3 2015*	Q3 2016**
Meets or exceeds target		
Moderate improvement		
Little or no improvement		

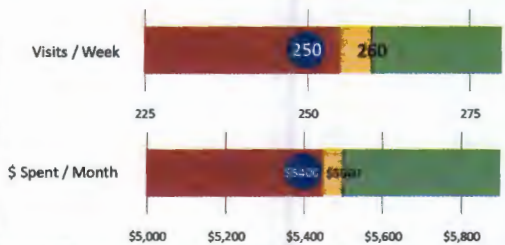
* 2015 TT Update Report ** 2016 TT Final Report
 Note: Yellow "band" indicates at least 50% progress toward target.

Legend

- ## 2014 (Baseline)
- ## 2015
- ## Target
- ## 2016

Secondary Performance Measures

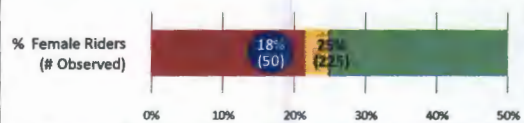
***PM 6: Economic Vitality - Patrons**



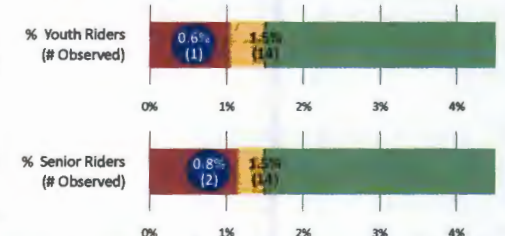
***PM 7: Economic Vitality - Merchants**



PM 8: Gender Distribution Of Riders



PM 9: Age Distribution Of Riders



* Economic Vitality performance measures heavily influenced by factors other than the pilot (e.g. consumer demand).