

CALGARY CLIMATE HUB

Budget Priorities





CALGARY CLIMATE HUB



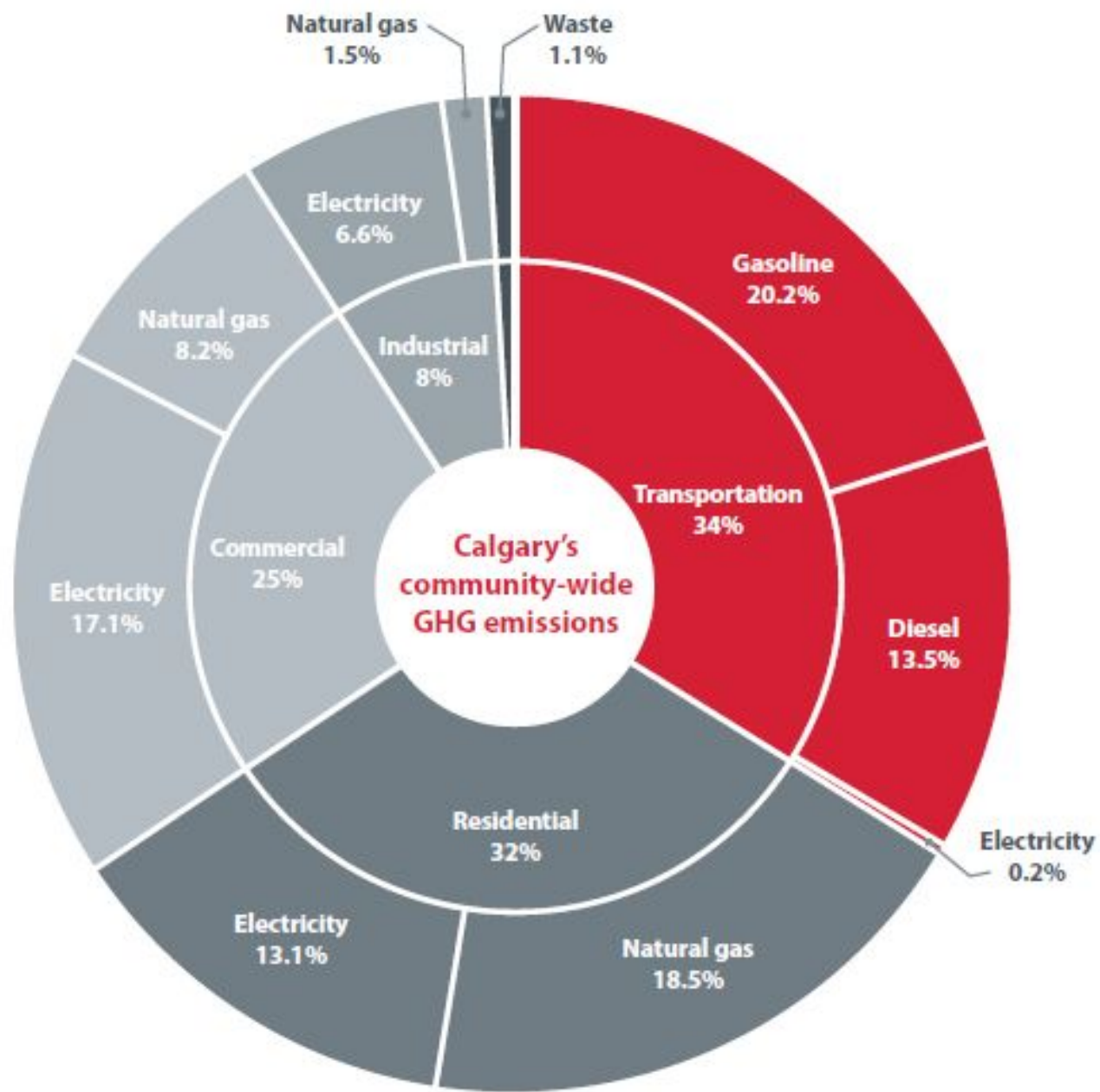
Calgary Climate Hub

- **Volunteer-led municipal climate action group**
- **Educate and empower Calgarians to become active climate citizens**
- **Advocate directly and proactively for climate action in Calgary**
- **Represent the perspective of climate action and provide reactions to Calgary's government and media**

Climate Hub Budget Priorities

- **Fund climate-dedicated advocacy resources**
- **Fund at least 100km of the *Always Available for All Ages and Abilities (5A)* network**
- **Fund the electrification of the bus fleet**
- **Scale up the Clean Energy Improvement Program (CEIP) to 5,000 retrofits per year**
- **Accelerate funding for the expansion of Calgary's tree canopy from 8% to 16%**

5A Infrastructure: Climate Priority



34% of Calgary's emissions come from gas and diesel burned in our vehicles

We have over 1,000,000 vehicles on the road in Calgary

All of these vehicles will need to be replaced with other modes, such as:

- transit
- active transportation
- zero emission vehicles

Figure 6: Breakdown of Calgary community-wide GHG emissions by percentage

5A Infrastructure: Climate Priority

"High quality transit, walking and wheeling infrastructure and carpooling networks provide the backbone of a low carbon transportation system."

- Calgary Climate Strategy, Page 44

CD2022-0465
Attachment 2

Program Pathway G: Mode shift – Increase the mode share of zero or low emissions transportation modes

High quality transit, walking and wheeling infrastructure and carpooling networks provide the backbone of a low carbon transportation system. The COVID-19 pandemic has had a significant impact on transportation patterns in the city. Both transit demand and transit funding significantly declined and have not yet recovered to pre-pandemic levels. It's not yet clear what the long-term effect of the pandemic will be on transportation patterns in Calgary. However, high-quality, convenient and safe transit, walking and wheeling transportation options were consistently identified as a priority in the initial engagement with equity-deserving people and groups. The City of Calgary should reinvest in infrastructure, frequent and convenient transit service, consistent and prioritized maintenance and snow clearing, and improved comfort and safety to achieve both climate action and equity objectives.

\$
< \$1 million

\$\$
\$1-\$5 million

\$\$\$
\$5-\$20 million

\$\$\$\$
> \$20 million

G2.1 Increase investment in walking and wheeling infrastructure to support full implementation of the 5A network by 2050, and revise community design and development standards to support implementation.



5A Infrastructure: Climate Priority?

"Explore ways to increase investment in walking and wheeling infrastructure and revise community design and development standards to support implementation"

- Climate Implementation Plan, Page 22

IV. Mobility C2022-1051
Attachment 10

Key services

- City Planning & Policy
- Public Transit
- Sidewalks & Pathways
- Streets
- Infrastructure & Engineering

External collaboration

- Government of Canada and Government of Alberta

Leveraging external investment

The Green Line LRT project has received \$1.64B in funding from the Government of Canada, and \$1.7B in funding from the Government of Alberta.

Increase the mode share of zero or low emissions transportation modes

High quality transit, walking and wheeling infrastructure and carpooling networks provide the backbone of a low carbon transportation system and were consistently identified as a priority in the initial engagement with equity-deserving people and groups. The City of Calgary should reinvest in infrastructure, frequent and convenient transit service, consistent and prioritized maintenance and snow clearing, and improved comfort and safety to achieve both climate action and equity objectives.

Key planned actions

- Integrate explicit evaluation of, and accounting for, the GHG emission impacts associated with transportation infrastructure investment alternatives as part of The City's corporate infrastructure investment planning process.
- Explore ways to increase investment in walking and wheeling infrastructure, and revise community design and development standards to support implementation.
- Identify opportunities to repurpose existing vehicle travel lanes and update policies and complete streets design guidelines to prioritize active mobility, transit, green infrastructure, and traffic safety.
- Continue implementing the Green Line LRT to improve accessibility of low-carbon public transit.

Results	Monitoring & measurement
<ul style="list-style-type: none">• Increased mode share of low carbon modes, including transit, walking and wheeling.	<ul style="list-style-type: none">• Total investment towards walking and wheeling infrastructure.• Length of 5A network.• City-wide mode share percentages.

5A Infrastructure: Climate Priority?

How much budget is allocated to the construction of the 5A network in the Climate Implementation Plan?

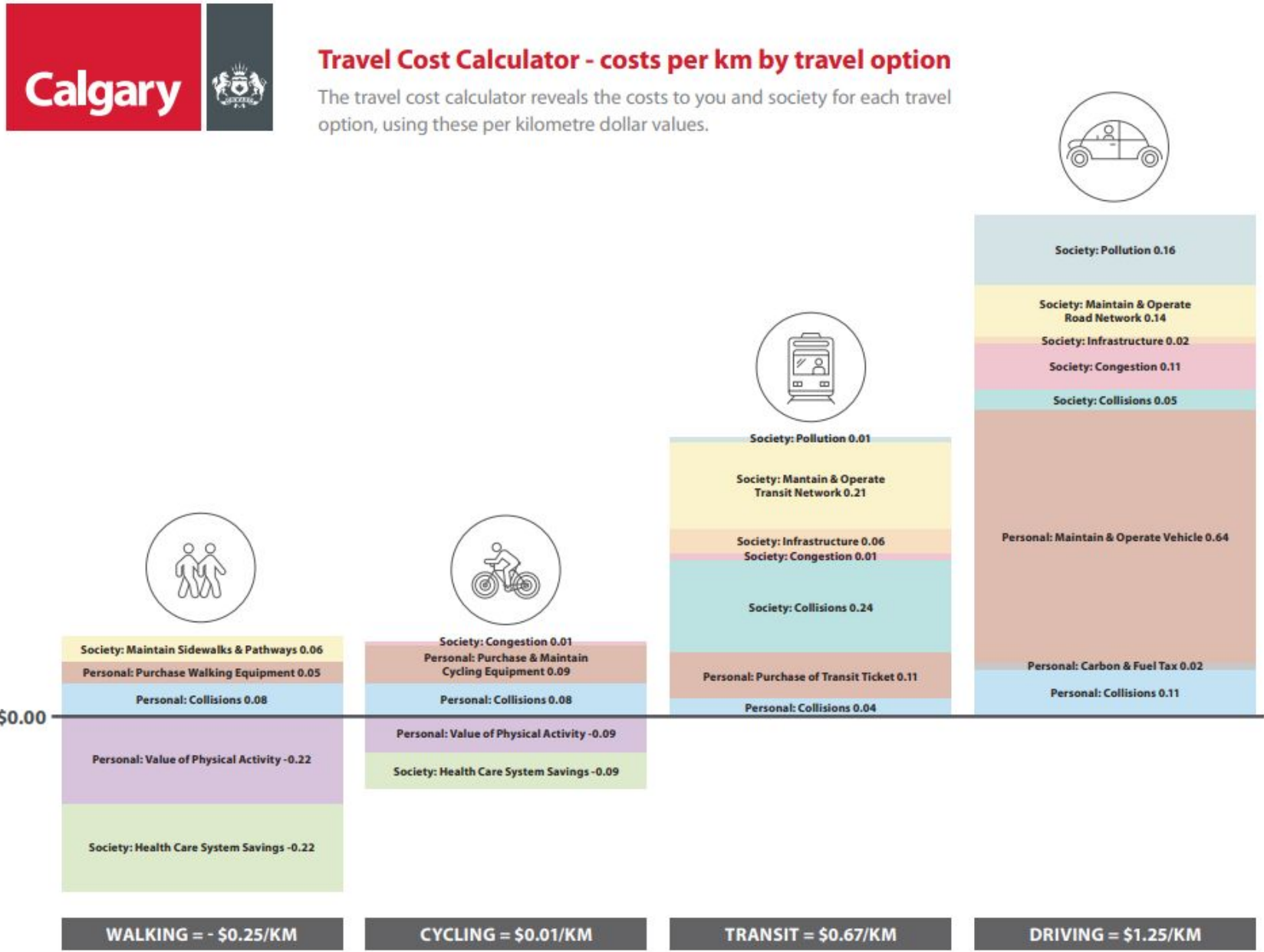
None.

Investing in our Path to 2026



5A Infrastructure: Fiscal Priority

Infrastructure is an investment and investments pay dividends.





Source: <https://www.calgary.ca/planning/transportation/travel-cost-calculator-results.html?TripDistance=0.5>

5A Infrastructure: Fiscal Priority

How much do 5A users cost the city vs the drivers they replace?

\$4,510 per year.

	5A User	Driver
Cost/km	\$0.02	\$0.30
Average Annual km	2,460	15,200
Total Cost	\$49.20	\$4,560.00

Travel cost calculator categories	 Walking	 Cycling	 Public Transit	 Driving
Economic (costs to build, maintain and operate the transportation network, congestion and collision vehicle damage)	\$0.07	\$0.02	\$0.30	\$0.30

Source: <https://www.calgary.ca/planning/transportation/travel-cost-calculator-results.html?TripDistance=0.5>

5A Infrastructure: Economic Priority

How much do 5A users cost society vs the drivers they replace?

\$17,600 per year.

	5A User	Driver
Cost/km	\$0.01	\$1.16
Average Annual km	2,460	15,200
Total Cost	\$24.60	\$17,632.00

Travel cost calculator categories	 Walking	 Cycling	 Public Transit	 Driving
Total cost per kilometre	(-\$0.25)*	\$0.01	\$0.43	\$1.16

5A Infrastructure: Fiscal Priority


What does it look like when we scale these benefits?

We are asking for 100km of infrastructure. Assuming 50 users are added per km:


Savings more directly to the City: \$22.8M/yr

Savings to Society: \$88.16M/yr

My Story

- I bought a bike for \$2,700
 - I sold my car for \$1,700
 - I avoided renewing my insurance for \$2,700
 - I avoided annual vehicle maintenance of ~\$1,000
 - I paid additional bike maintenance of ~\$300
 - I biked +5000km so far and saved \$800 @ \$1.60/L
 - **In total I've saved \$3,200**, and that includes the new bike purchase
 - This was only possible because of cycling infrastructure
 - 12 Ave Cycletrack
 - Other folks can have this savings opportunity if we build infrastructure
- 

Conclusion

- We are asking for 100km of 5A infrastructure
 - Dozens of presenters have already asked for this infrastructure today
 - 5A infrastructure will have significant benefits
 - Climate
 - Fiscal
 - Economic
 - Cost of living
 - These benefits can only happen with investments
- 

Thank You!

